

25 SEASONS OF MEMORIES



2023 ALTOONA CURVE MEDIA & INFORMATION GUIDE



Curve Owner Bob Lozinak in 1998



Opening Day - April 15, 1999



Blair County Ballpark on Opening Day in 1999



Adam Hyzdu



Andrew McCutchen



2010 Eastern League Champions



The Skyliner Roller Coaster



2017 Eastern League Champions



Catcher Henry Davis and Pitcher Quinn Priester



f t i
ALTOONACURVE.COM
877-99-CURVE

CURVE GEAR

TEAM STORE AND AUTHENTIC APPAREL



THE STOCKYARD TEAM STORE IS OPEN 24/7/365 AT
ALTOONACURVE.COM

TABLE OF CONTENTS



ORGANIZATION 2-17

Team History	2-10
Timeline	11
Ownership - Bob & Joan Lozinak	12
Front Office	13-14
Uniforms	15-16
Curve Logo History.....	17

2023 ALTOONA CURVE 18-68

Manager Callix Crabbe	19
Coaches.....	20-22
Players	23-68

HISTORY/RECORDS 69-132

Year-By-Year Results	70
Yearly Leaders	71-72
Single-Season Records.....	73-75
Single-Game Records	76-77
Career Records.....	77
Top Single-Season/Career Highs.....	78-79
Walk-off Victories at PNG Field	80-81
Extra-Inning Games.....	82
Top Single-Game Performances.....	83
Home Run History	84-85
Curve Players in the Major Leagues.....	86-89
All-Time Roster (Alphabetical).....	90-93
All-Time Roster (Numerical)	94-99
Adam Hyzdu	100
Postseason History	101-105
Opening Day Stats & Information.....	106-107
Home Openers & July 4.....	108
Team Awards.....	109
Year-By-Year Complete Stats.....	110-131

EASTERN LEAGUE 133-148

League Info/Map/Mileage Chart.....	134
2022 Eastern League Recap.....	135
Eastern League & MiLB Awards.....	136
Curve All-Stars	137
2023 Curve Opponents.....	138-148

PIRATES ORGANIZATION 149-154

Pirates Directory.....	150
Pirates MiLB Affiliates.....	151
Prospect Rankings	152
2022 Pirates Organization Leaders.....	153
2022 Pirates Draft Class.....	154

GENERAL INFORMATION 155-164

Curve Attendance	156-157
Peoples Natural Gas Field.....	158
Curve Ticket Information.....	159
PNG Field Dimensions & Workout Schedule	159
Directions.....	160
Media Policies and Information	161
2023 Broadcast Information.....	162-163
2023 Schedule.....	162

MISC. INFO BOXES (ALPHABETICAL)

15-Home Run Seasons.....	27	EL Championships (since 1999)	102	No. 1 Pirates Prospects	152
100-Strikeout Seasons.....	54	EL Postseason Appearances.....	105	Pirates' Longest Affiliations	135
Affiliation Station	78	First-Round Draft Picks	79	Pirates' MiLB Players of the Year ..	153
All-Star Selections by Year	137	Futures Game Participants	153	Pirates' MLB Rehab Assignments	88
Big Country's Big Month.....	17	Going, Going, Gone	84	Pirates' Retired Numbers.....	94
Curve .300 Hitters	76	It Keeps Going & Going.....	82	Pittsburgh MiLB Championships	22
Curve 10-Game Winners	72	Longest Curve Hit Streaks	15	Tallest Curve Players.....	122
Curve Around the Globe	97	MLB All-Star Alumni	157	The Legend of Hyzdu.....	100
Curve Playoffs vs. EL.....	104	MLB Before Altoona	89	Triple Play Baseball	99
Curve Record on Holidays.....	108	MLB Debuts by Team/Season.....	86	Uni-Cycle.....	21
Crazy 8s	82	Most Single-Season Saves.....	46	What's in a Name?.....	13
Eastern League Champions List...136		National Television	163	Youngest Curve Players	81

The 2023 Altoona Curve Media & Information Guide is a publication of the Altoona Curve Communications Department. All information is current as of March 26, 2023. This publication was researched and written by Jon Mozes and Preston Shoemaker of the Altoona Curve Communications Department. Layout, design and editing by Jon Mozes, Preston Shoemaker, Garrett Mansfield, Trey Wilson and Mike Passanisi. Previous research by Rob Egan, Jason Dambach, Dan Zangrilli, Mike Passanisi, Josh Ellis, Tyler Maun, Nathan Bowen, Mike Baggerman, Fletcher Keet, Max Gun, Michael Marcantonini and Preston Shoemaker.

Photos used in this publication provided by the Altoona Mirror, Gary Baranec, Pittsburgh Pirates' Team photographer Josh Lavalle, Altoona Curve team photographers: Jason Sipes, Teri Enciso, Scott Myers, Rob Lynn, Jeremy Boland/Moments Photography, Mark Olson, Sean McCool, Garrett Mansfield, Trey Wilson, Bradenton Marauders, Greensboro Grasshoppers, West Virginia Black Bears and Bristol Pirates. Additional photos provided by Joshua Tjiong, Carl Kline, Brian Westerholt, Mark LoMoglio, Buck Davidson, Dano Keeney, Jak Kerley, Brian McLeod, Tom Hagerthy, Scott Patterson, Tracy Proffitt, Rick Nelson, Kevin Pataky, Andy Grosh, Jesse Pleuch, Kenn Inness and Chris Baird of Minor League Baseball/MiLB.com. Statistical information provided in part by Major League Baseball Advanced Media (MLBAM), 75 Ninth Avenue, 5th Floor, New York, NY 10011.

Printed by theprinters.com, 3500 East College Avenue, Suite 1000, State College, PA, 16801. Phone: 814-237-7600. Find more information at theprinters.com. Special thanks to Michael Chernow and the Pirates Baseball Operations Department for their assistance.

Further information on the 2023 Altoona Curve is available through the Curve Communications Department by calling 814-283-3180 or by visiting altoonacurve.com.

1979-1995

The dream of one native son that began decades ago has not only become a reality, but is about to enter its 22nd season in 2021. The story of the Altoona Curve begins in 1979. Area native Bob Lozinak, a successful McDonald's franchisee, knew his hometown was a baseball haven and always dreamed of what it would be like to have a professional sports team in his hometown. He had a chance to make a dream of many come to fruition, so as the 1970s were about to come to a close, a series of meetings and preliminary discussions took place to put the plan into motion. However, there was enough opposition that thwarted the idea as an initial fear from natives was that a professional team would hurt the successful youth teams in the region. Professional baseball, for the time being, was put on the back burner.

In the meantime, that same year, Bob and his family went across the country and bought what became one of the most successful franchises in the entire country - the Albuquerque Dukes (AAA - Dodgers)

Fast-forward 16 years.

Like many other decisions in baseball, the latest round of major league expansion had a domino effect on the minor leagues. In 1995, Arizona and Tampa Bay were awarded major league franchises to play their inaugural season in 1998. To keep pace, baseball's rookie level added two teams in 1996. The following year, Class 'A' and Class 'AAA' each increased by two teams.

That left only Class 'AA' in need of expansion to match the number of teams in the big leagues. In 1997, the National Association of Professional Baseball Leagues decided the Eastern League would receive the two new franchises to start play in 1999. Erie was an easy first choice of the NAPBL's expansion committee. After all, the SeaWolves had established short-season attendance records in the new Jerry Uht Park as part of the New York-Penn League from 1995-98. The awarding of the second franchise wasn't easy. For months, it seemed Springfield, Mass. would land the team. However, an inability to finalize land and stadium finance deals left the NAPBL looking for another option. Enter Altoona. City native Bob Lozinak and a group of Pennsylvania lawmakers put together an 11th-hour stadium financing package and site plan. The proposal was presented to the expansion committee at an October 5, 1997 meeting in Las Vegas. It received unanimous approval and Double-A baseball was on its way to Altoona.

1996-1998

Ballpark groundbreaking ceremonies took place on March 7, 1998 and the franchise was officially awarded the following month. In June of that year, the team selected "Curve" as its nickname. The combination railroad/baseball moniker beat out several choices like "Lake Monsters," "Ridge Runners" and, believe it or not, "Fish"!

The next step for the Curve was affiliating with a major league team. Erie seemed to have an inside track on becoming the Pirates' new Double-A club, as the SeaWolves had served as Pittsburgh's short-season club from 1995-98. However, after a series of meetings with potential major league parent clubs, the Curve landed the coveted affiliation with the Pirates. The September 1998 announcement took the franchise to another level as the U.S. Route 22 pairing seemed an ideal fit. Central Pennsylvania fans, with their strong Pirates' roots, could now cheer for the Bucs' top prospects on their way to Pittsburgh.

The long-awaited first game in Curve history took place on April 9, 1999 in Reading, Pa. The game against the Phillies' affiliate was suspended by rain and completed the next day as part of a doubleheader. For the record, the Curve lost their first contest, 6-2, but recorded their first win hours later with a 6-4 decision in game two.

Finally, the Curve christened Blair County Ballpark on April 15 with a triumph over the Bowie Baysox. A crowd of 6,171 attended the history-making contest despite cold, rainy weather and nearly a one-hour delay. The 1999 Curve went 67-73 on the field and finished last in the Eastern League's Southern Division. Pitcher Bronson Arroyo won 15 games, tied for the most in the league and still the most in a single season for a Curve pitcher. Outfielder Adam Hyzdu cemented himself as the Curve's first star, hitting .316 with 24 home runs. Third baseman Kevin Haverbusch was the Curve's lone representative at the Double-A All-Star Game in Mobile, Ala.

On July 5, 1999, catcher Yamid Haad became the first Curve alum to reach the Majors, debuting with the Pittsburgh Pirates.

323,932 fans flocked to Blair County Ballpark during the inaugural season.

1999



The future site of Blair County Ballpark with nearby Lakemont Park in the distance



Groundbreaking ceremonies on March 7, 1998



Curve owner Bob Lozinak sports his Pirates jacket at the press conference announcing what has become one of the longest and most successful affiliations between a minor league franchise and a parent club (Sept. 15, 1998)




Curve players and coaches are introduced before the franchise's first game at Reading on April 9, 1999

ALTOONA CURVE HISTORY

Curve

ORGANIZATION



The Curve defeated the Bowie Baysox, 6-1, in the first game played at Blair County Ballpark on April 15, 1999



Blair County Ballpark ribbon cutting, April 15, 1999



Vice President Dick Cheney addresses the crowd on his visit to BCB on July 4, 2004



The Curve hosted the 2006 Eastern League All-Star Game at BCB in front of a then-stadium record 9,308 fans

In the fall of 2006, the franchise won two prestigious awards, most notably the John H. Johnson President's Trophy, which is given annually to Minor League Baseball's top club on the basis of long-time franchise stability, contributions to and promotion of the baseball industry and the financial success of the team. Also, the Curve were honored by Baseball America as the 2006 winner of the Double-A Bob Freitas Award.

On the field, the 2006 Curve posted a 75-64 record under first-year manager Tim Leeper and reached the Eastern League postseason

In 2000, the Curve posted a 74-68 record, their first winning season, and saw 333,968 fans at Blair County Ballpark. Adam Hyzdu returned for a second season with the Curve, hitting 31 homers and driving in 106 runs, both still good for single-season franchise records. Following the final game of the season on September 4, 2000, the Curve retired Hyzdu's number 16. Hyzdu is still tied for the most homers in a Curve career with 55, and he is the only player in team history to play 142 games in a season.

In 2001, Dale Sveum became the second manager in the team's history. Attendance continued to climb, with 348,316 fans attending games at Blair County Ballpark. The team finished the year 63-79.

After three remarkable seasons, the Lozinak family sold the franchise to a group headed by Pittsburgh attorney Chuck Greenberg on April 2, 2002. Among the limited partners in Greenberg's collective: Pittsburgh Penguins' owner, star center and NHL Hall of Famer Mario Lemieux; Pittsburgh Steelers' all-pro running back Jerome Bettis; Altoona-based businessmen Steve Sheetz and Don Devorris. Todd Parnell was tabbed as the team's new General Manager.

On August 5, 2002 the Curve announced a new four-year affiliation agreement with Pittsburgh, securing one of baseball's strongest affiliations through 2006. Despite the ownership change, the Curve franchise enjoyed its most successful season to that point, drawing 363,871 fans to Blair County Ballpark.

Between the 2002 and 2003 seasons, Blair County Ballpark underwent its first major capital expansion project, as a new third-base Picnic Area, left-field Party Deck and outfield reserved seating section were constructed. The additions of the new areas brought the seating capacity of the ballpark to just over 7,200 and created enough room to hold nearly 10,000 fans on any night.

During the 2003 season, the Curve, led by third-year manager Dale Sveum, took the franchise to new heights on the field, posting a 78-63 regular season record and securing the club's first-ever Eastern League postseason berth. The Curve lost to the eventual E.L. Champion Akron Aeros three-games-to-one in the first round of the playoffs. The playoff run helped fuel yet another franchise attendance record as 365,376 fans came through the gates at BCB.

In 2004, the Curve, managed by Tony Beasley, finished with a league-best 85-56 record and not only returned to the playoffs, but took the next step and advanced to the Eastern League Championship Series for the first time in club history before losing to the New Hampshire Fisher Cats.

The '04 season also turned out to be a banner year at the gates as the Curve added a fifth consecutive franchise attendance record after drawing 394,062 fans to Blair County Ballpark. Among those fans who attended Curve home games in 2004 was Vice President Dick Cheney, who attended the club's Fourth of July game against Harrisburg. Following the season, Curve General Manager Todd Parnell was honored as the Eastern League Executive of the Year, while the franchise was presented the prestigious Larry MacPhail Trophy symbolizing the top promotional effort, both on and off the field, in all of baseball.

The 2005 edition of the Curve reached postseason play in dramatic fashion, sweeping a four-game road series from Bowie during the final weekend of the season to reach the playoffs for a third consecutive season. Despite losing in the first round of the playoffs, the Curve won big earlier in the season when the franchise was named the host of the 2006 E.L. All-Star Game.

Altoona would have a banner year in 2006. The highlight of the season, and arguably the top moment in the first eight seasons of Curve baseball, came on July 12th when Altoona played host to the 2006 Eastern League All-Star Game. A then Blair County Ballpark-record crowd of 9,308 were on hand to witness Curve All-Star Brett Roneberg take home MVP honors in a 5-3 win for the Southern Division All-Stars.

2007

for the fourth straight season, ultimately losing in a back-and-forth Divisional Series to the Akron Aeros.

The 2007 season proved to be a year in which the Curve continued their winning ways, as the club marched on to its sixth consecutive winning season. That season, plenty of the Pirates' top prospects passed through Blair County Ballpark. In addition to third-baseman Neil Walker and outfielder Andrew McCutchen, first basemen Steve Pearce enjoyed one of the finest seasons in club history en route to being named the 2007 Topps Minor League Player of the Year.

In 2008, the Curve celebrated their storybook 10th anniversary season by welcoming back plenty of former stars, including Adam Hyzdu and Josh Bonifay, among many others. The Curve also unveiled their 10th Anniversary All-Time team.

On June 17, Jimmy Carter, the 39th President of the United States, and his wife, Rosalynn, attended the Curve versus Reading game while on a fishing trip in nearby Huntingdon. Carter sported a black Curve jersey and watched the game with friends and family members in luxury suite 410.

As for the team, though, the Curve underachieved as they suffered their first losing season since 2001, finishing with a mark of 65-77 and a fifth place finish in the Eastern League's Southern Division.

However, 2008 will be remembered not for what happened during the season, but rather what happened following the season. On Dec. 1, 2008, President and Managing Partner, Chuck Greenberg announced that his group was selling the Curve back to original owner and visionary, Bob Lozinak. Greenberg announced that he was forming a sports consultation service and that many members of the Curve upper management would join his endeavor, including General Manager Todd Parnell.

Shortly after the announcement of the sale, it was made public that David Lozinak would be appointed as the team's Chief Operating Officer, overseeing the day-to-day functions of the ball club.

The final block to the organization's new foundation was laid on December 5, 2008 when the Lozinak Family announced that they would bring back an old friend to steer the Curve into the future – Rob Egan. Egan was the original play-by-play broadcaster for the team from 1999-2004. He left baseball for four years, but returned to the minors to become just the fourth General Manager in the club's 11-year history.

On December 30, 2008, Minor League Baseball approved the sale of the Curve from Greenberg's group back to Lozinak and the second chapter of the Lozinak era officially began.

The 2009 season saw the Altoona Curve stumble under first-year manager Matt Walbeck as the team got off to a franchise worst 0-8 start and was never able to recover, finishing the year 62-80. However, the team did see one of the most prospect-laden lineups ever assembled in team history. As Pirates General Manager Neal Huntington traded away many valuable players at the major league level, an influx of talent came back in return. However, no one expected the fanfare that Pirates' 2008 top draft pick and top-rated prospect Pedro Alvarez would get when it was learned the New York native was being promoted from Lynchburg (A) on June 23. A throng of media attention ensued, and Alvarez lived up to all his hype.

The third baseman hit .333 with 13 home runs and 40 RBI in just 60 games with the Curve. He was named the 2009 Curve M.V.P. not only for those staggering numbers, but primarily for the impact he had in the team's overall success. In games in which Alvarez played, the Curve were 34-26 (.567) while going just 26-51 (.338) in games when Alvarez did not play.

An outstanding partnership with the Pittsburgh Pirates became even stronger during the 2009 season when, on May 23, the Curve and Pirates signed a four-year extension to their Player Development Agreement, which extended through the 2014 season.

With a solid affiliation under their belt, the Curve embarked on what was their most magical season on the field in Altoona in 2010. From the outset, the 2010 Curve had the swagger and winning attitude that would carry the club to its second division title and its first-ever Eastern League Championship.

The cast of the 2010 club pretty much came as a cohesive unit from High-A Lynchburg, where they won the Mills Cup (Carolina League championship) in 2009. On Opening Day 2010, Altoona was greeted by a prospect-laden roster that included four of the Pirates Top-10 prospects according to Baseball America and eight of the Top-30 overall prospects. It was also a roster that had veteran talent, and it proved to be the perfect mix to get Altoona off to a nearly perfect start as the club started the season 7-1, a drastic turnaround after starting 2009, 0-8.

Included in those first eight games was one day where everything seemed to fall into place for a memorable afternoon at BCB. After the first three games of the season were played under dreary cold conditions, mother nature opened the skies for a perfect



Future National League Most Valuable Player Andrew McCutchen played for the Curve in 2006 and 2007



Former President Jimmy Carter attended a Curve game at BCB on June 17, 2008



Bob Lozinak (right) purchased the Curve back from Chuck Greenberg's group in December 2008



Top prospect Pedro Alvarez was named the Curve's Most Valuable Player in 2009

2008

2009

2010



Stephen Strasburg brought the sports world's eyes to Altoona on April 11, 2010 when he made his professional debut

67-degree day on April 11th when the national spotlight turned to Altoona for the first professional start of Harrisburg Senators phenom Stephen Strasburg. More than 70 media members from around the country and upwards of 7,800 people came to watch the professional debut of the heralded Strasburg on the picture-perfect day in Curve, Pa. The game was also carried live on ESPN360.com and had parts of it aired on ESPNNews.

It was the first of two national exposure days for Blair County Ballpark and the city of Altoona during 2010 as Andy Pettitte later started against Altoona in the first game of the Eastern League Championship series. Pettitte's start brought MLB Network and some of the New York spotlight to BCB as Pettitte's Thunder met the Curve for the first time in a playoff series.

All told, Altoona finished the regular season 82-60 to win its second division title and first since 2004. The 82 wins were second most in franchise history behind the 2004 club's 85 victories under manager Tony Beasley. After dispatching of Harrisburg three games to one in the divisional round, the Curve forged on to the ELCS to meet Trenton.

Pettitte's Thunder did take Game One but Altoona once again sprung back to take the final three games of the series. Curve closer Daniel Moskos was able to get the final out via the strikeout at Waterfront Park in Trenton on September 18th to bring the first-ever E.L. Championship to Altoona.

A few short months after the first-ever E.L. title was won, the Curve as a franchise took another step forward by unveiling the team's new logo set, which paid homage to the railroad engineers that helped put Altoona on the map.

Armed with a fresh new look for 2011, the Curve were also given a makeover in the coaching staff assignments as P.J. Forbes became the sixth manager in Altoona Curve history. Forbes, who had piloted the Reading Phillies of the Eastern League for three seasons from 2006-08, was coming off of back-to-back playoff appearances with High-A Lynchburg and High-A Bradenton in 2009 and 2010 (he led the '09 Hillcats to a Mills Cup title) before joining Altoona.

The 2011 Curve didn't get off to as fast of a start as the 2010 championship-winning club but did come out and compete on a nightly basis. A strange streak occurred during the season's first month as Altoona went on an unprecedented streak of 19-straight games of alternating wins and losses. The streak ran from April 10th through May 1st and was snapped on May 2nd, when Altoona won its second-straight game.

Despite the streak and an eventual 64-77 finish to the season, many positive things happened on the field in 2011 and they began with center fielder Starling Marte. Marte, a native of Santo Domingo, D.R., was on the Curve roster from the get-go in 2011 and never ceased to impress. The 22-year-old proceeded to tear through the Eastern League en route to an Eastern League batting title and Eastern League Rookie of the Year honors. It was the first time in franchise history that a member of the Curve had won the Rookie of the Year award and it was also the first time that an active Curve player won the batting title (Jeff Keppinger won it in 2004 but spent the final months of the season as a Binghamton Met).

The speedy outfielder also set a few Curve single-season records along the way in 2011, posting franchise bests in outfield assists (18) and hits (178). In addition to his other accolades, Marte was both a mid-season and post-season E.L. All-Star, an XM Futures Game Selection, Eastern League August Player of the Month and a Topps Double-A All-Star.



The Curve defeated the Trenton Thunder, three-games-to-one, to win their first-ever Eastern League championship in 2010



Starling Marte became the first Curve player to win the Eastern League Rookie of the Year Award in 2011

Season 13 in Curve, Pa. also saw nine different former Curve players make their Major League debuts. Many of the nine played for the 2010 Eastern League Championship club (Mike Crotta, Daniel Moskos, Josh Harrison, Tony Watson, Chase d'Arnaud, Jared Hughes and Jeff Locke) while some were first-year Curve players that cracked the Pirates' 25-man roster (Eric Fryer and Aaron Thompson).

Off the field, the Curve received much national notoriety for the first-ever, on-field reversible cap, which was introduced in 2011. The cap featured the new Curve engineer on the regular side and a "Rally Cap" on the inside fashioned after rally mascot Al Tuna. The Curve's Summer Cruise Night Series, which combined a cruise giveaway with the stupendous films of Tom Cruise, was also a finalist for a Golden Bobblehead for one of the best promotions in Minor League Baseball. Average attendance at Blair County Ballpark also rose for the first time since it climbed from 2005 to the 2006 seasons.

The offseason leading into the club's 14th year of existence was also no quiet one as the Curve forged a partnership with Peoples Natural Gas that renamed the ballpark Peoples Natural Gas Field. The partnership not only included a naming-rights deal but spurred economic development at the park and surrounding areas with the use of green energy.

Altoona's 2012 season began on April 5 with a very special announcement from Pirates President Frank Coonely, who announced to the Opening Night crowd that the Pittsburgh Pirates would be returning to Altoona for the first time since 2000 to play an exhibition game before the 2013 season. On the diamond, the Curve had an up-and-down season under P.J. Forbes, who directed the Curve for a second straight season. An end-of-the-season winning streak propelled the Curve above the .500 mark and the team finished 72-70, but missed out on the E.L. playoff picture.

The 2012 season may be remembered as the season where fans in Curve, Pa. had the opportunity to see two future aces in the making with top prospects Gerrit Cole and Jameson Taillon both making their way to Double-A during the season. Cole, the first-overall pick in the 2011 draft, reached Altoona on June 20 and made his debut at home while Taillon debuted almost exactly two months later on the road in Trenton. It was the first time that both the No. 1 and No. 2 prospects in the organization according to Baseball America were in Altoona at the same time since Andrew McCutchen and Neil Walker were in Curve uniforms for the 2007 season.

Other standouts on the field for the Curve included shortstop Brock Holt, who went on to make his Major League debut later in the season with the Pirates. Holt stayed in Altoona until the beginning of August before he received his first promotion to Triple-A. After putting on a hitting clinic with Altoona, Holt lampooned International League pitching to earn his call up to Pittsburgh. The Texas native hit well enough with Altoona before his promotion and had enough at-bats to still hang on to win the Eastern League batting title, marking the second-straight season a Curve batter won the crown.

Holt was part of 11 more former Curve players to make their debuts in the major leagues in 2012, bringing the overall number to 101 in 14 seasons. Another former Curve player who made a splash in the bigs in 2012 was Marte, who homered in his first at bat as a member of the Pirates in Houston on July 26.



Gerrit Cole was the top pick in the 2011 MLB Draft before joining the Curve in 2012

After being nominated for a Golden Bobblehead in 2011, the Curve franchise won a Golden Bobblehead in 2012 in the "Best Charity Promotion or Event" category for its efforts with Curve, Pa. Blue Out Saturdays, which aimed at raising awareness and funds for Prevent Child Abuse, Pennsylvania. The club, which partnered with six other teams across the state of Pennsylvania, wore Blue jerseys in support of the cause for each Saturday home game and also helped raise funds through the sale of special Blue-Out T-shirts and wristbands as well as text-to-donate programs. All told, the Curve's efforts, plus those of the other six participating teams, raised over \$11,000 from the season-long efforts.

Fast forward to March of 2013 and the second-ever exhibition game between the Curve and Pirates. Despite snow the Monday before the game, the temperatures warmed up and the Curve welcomed a franchise-record 10,116 fans to watch the Pirates and Curve play their first exhibition game since 2000. Just like in 2000, fans were treated to a Curve victory, this time by a score of 8-6. Former Curve OF Starling Marte had himself a day, hitting a grand slam while going 2-for-3.

A pair of big announcements also came with the Pirates-Curve Exhibition that day. The first announcement being that the Curve and Pirates had extended their Player Development Contract a season early and extended it through the 2018 season. The agreement between the Curve and Pirates secured the affiliation through 2018, the 20th year as parent and affiliate. It was then revealed a short time later that the Eastern League All-Star Game was returning to Blair County with the Curve poised to host the 2014 game at Peoples Natural Gas Field.

Altoona's regular-season had its ups and downs and the team finished with a record of 63-79 under first-year manager Carlos Garcia. Despite the record, fans were treated to some of the best prospects in the Pirates system throughout the season that included RHP Jameson Taillon, OF Gregory Polanco, RHP Nick Kingham and SS Aten Hanson. Taillon, who had a cup of tea with the Curve in 2012, spent a majority of 2013 with the club before a promotion to Triple-A in August while Polanco joined the team in June and also went to Indianapolis during the month of August. Kingham joined the club midway through the year and finished the campaign with the Curve. Hanson did the same but did not join the team until late July after beginning the year with Bradenton.

One couldn't talk about the 2013 Curve season without talking about the performance of outfielder Alex Dickerson, who was in his first season at the Double-A level. Dickerson, a native of Poway, Calif., had a slow start to the year before lighting the world on fire from June until the end of the season. He went on to hit .288 for the season with 36 doubles, three triples, 17 home runs and 68 RBI in 126 games en route to being named the Eastern League Rookie of the Year. He was the second Curve player to ever win the award and the second in the last three seasons after Starling Marte won it in 2011.

The 2013 campaign also saw the club's second ever no-hitter come to fruition when Ethan Hollingsworth, Jason Townsend, Jhonathan Ramos and Ryan Beckman combined on a nine-inning no-no on July 25, 2013 in Manchester, N.H. versus the Fisher Cats. It had been over 10 years since the Curve threw a no-hitter, which occurred in 2002 when Adrian Burnside, Neal McDade and Chris Spurling accomplished the feat.

In 2014, the Curve hosted the league's annual All-Star Game with the Eastern League All-Star Stop presented by UPMC Health Plan for the second time in franchise history. Over 6,000 fans packed into Peoples Natural Gas Field to watch the league's brightest stars for the game itself on July 16 while nearly 11,000 total across the two-days' worth of events filled PNG Field. During the first day of events, the Curve dedicated one seat in the lower seating bowl a POW/MIA Chair, never to be inhabited in memory of those soldiers that have not yet returned home.

Following up the dedication of the POW/MIA chair, the Curve hosted its version of a home run derby with the Ghostman Games &



In 2013, the Curve and Pirates played an exhibition game at Peoples Natural Gas Field in front of 10,116 fans, the largest crowd in the history of the ballpark

ALTOONA CURVE HISTORY

Curve

ORGANIZATION

2014

2015

2016

2017

2018

Hitting Challenge. In a competition of four players, the Curve's very own Willy Garcia won the event for the Western Division with a home run that sailed into the night sky out in left field.

On the field, the Curve struggled to a 61-81 record but the season saw Garcia set a new single-season franchise record with 19 outfield assists. Catcher Elias Diaz led the club offensively, hitting .328 with six home runs and 54 RBI through his 91 games, while right-hander Adrian Sampson aced the pitching staff, posting a 10-5 record with a 2.55 ERA in 24 starts. Both players represented the Curve in the All-Star Stop. The team also set a franchise-record for steals in a single season with 159, besting the 155-mark of the 2005 Curve.

Sampson, who was both a mid-season and post-season All-Star, also came within two outs of the franchise's first nine-inning no hitter by a single pitcher. The feat was thwarted, however, by Bowie's Mike Yastrzemski when he sliced a double down the left-field line. It was the only hit Sampson permitted on the evening and the game on July 18 still went down as the first one-hitter by a single pitcher in Curve franchise history. Even cooler, he did it with his mom in attendance for the game just a few days shy of her birthday.

At the end of the year, Curve General Manager Rob Egan was presented with the Eastern League Executive of the Year Award at the Winter Meetings in San Diego, the second-ever member of the Altoona front office to receive the award.

In 2015, the Curve played their first season under the direction of manager Tom Prince. A former Major League catcher, Prince guided the Curve to their first playoff appearance since 2010 with a 74-68 record with a roster including top prospects Josh Bell, Tyler Glasnow and Chad Kuhl. Although the team was eliminated by Bowie in the Division Series, the Curve had one of their most successful seasons in recent years. Twelve players were promoted to Triple-A for the first time in their careers, with two of them



The Curve hosted the 2014 Eastern League All-Star Stop at Peoples Natural Gas Field

reaching the Majors before the end of the year. The franchise also saw its highest attendance total in nine seasons. The season culminated with the Curve earning the Eastern League's nomination for the John H. Johnson President's Award, the top honor in Minor League Baseball.

Joey Cora took over as the Curve's manager in 2016, leading the team back to the postseason in what would be his only season with Altoona. The Curve were eliminated in the Western Division Series by the eventual-league-champion Akron RubberDucks. Outfielder Austin Meadows, who was named by Baseball America as the Eastern League's most exciting player, turned heads early in the season when he went on a franchise-record 24-game hitting streak prior to his promotion to Triple-A.

In 2016, 14 former Curve players made their MLB debuts, the most in a single season since the franchise was founded. Nine of those players debuted with the Pirates: Alen Hanson, Jameson Taillon, Jacob Stallings, Adam Frazier, Chad Kuhl, Steven Brault, Tyler Glasnow, Josh Bell and Max Moroff.

Following the season, the Pirates announced that Cora would be the new major league third base coach. 2015 Curve manager Tom Prince was also added to the big league coaching staff, taking over as Clint Hurdle's new bench coach. Changes also came to the Altoona front office. After eight seasons as general manager and 14 overall seasons with the Curve, Rob Egan left to take the same job with the Triple-A Charlotte Knights. The Curve announced former front office staff member Derek Martin as the new general manager in the fall of 2016.

During the 2017 preseason, new stadium updates and upgrades were made to Peoples Natural Gas Field, beginning with the demolition of the original box office and construction of a brand new one. The stadium also received new field lights, becoming one of the first two Eastern League parks to upgrade to LED lighting. New netting was also installed behind home plate to improve fans' views and provide more protection.

Indiana, Pa. native Michael Ryan was named as Curve manager prior to the season after leading the A-Adv. Bradenton Marauders to the Florida State League title in 2016. By season's end, he and his club replicated that feat League championship. The Curve won their second Western Division title on September 4, the last day of the regular season, with a walk-off home run by Mitchell Tolman in the bottom of the 12th inning against the Harrisburg Senators.

The Curve rode the momentum into the playoffs, and they began postseason play with one of the most dominating pitching performances in team history. Pirates' top pitching prospect Mitch Keller took the mound in Game 1 of the Western Division Series at Bowie on September 8 and threw a complete-game shutout on just 90 pitches, allowing only one hit.

With wins in the next two games against the Baysox, the Curve advanced to face the Trenton Thunder in the Eastern League Championship Series, a team that won 92 games during the regular season. Starting pitchers Brandon Waddell and J.T. Brubaker led the Curve to road wins in the first two games in the best-of-five series. The Curve returned home for Game 3 on September 14 with a chance to clinch with Keller on the mound.

The Thunder plated a pair of early runs to take a 2-0 lead, but the Curve rallied in the fifth inning. Jerrick Suiter got the Curve on the board with a bases-loaded walk and Jin-De Jhang followed with a two-out, bases-clearing triple to give the Curve a 4-2 lead. Keller settled in to strike out eight batters over 7.1 innings en route to winning the Eastern League Postseason Most Valuable Player Award.

Closer Tate Scioneaux took the mound for the Curve in the ninth inning and struck out the side in order to close out the game and the championship for the Curve, who became just the third E.L. team since 1983 to sweep all six of their postseason games.

Prior to the 2018 season, the Curve made some fresh updates to the ballpark that included a brand new, state-of-the-art video board, upgraded broadcasts and televisions, a new playing surface, new on-field caps and a new alternate red jersey.

The team honored their growing history throughout 2018 with a season-long celebration of 20 Seasons of Curve Baseball in Altoona

and welcomed back former stars Adam Hyzdu and Jack Wilson. The team also unveiled their Fans' Choice All-Time Curve Team Bobblehead Series, a set of 11 bobblehead giveaways, to honor the 20th season.

Entering the season, MLB.com ranked the Altoona roster as one of "the Minors' 10 most talented teams" while 12 of MLB.com's Preseason Top 30 Pirates prospects spent time with the Curve during the season: Mitch Keller, Ke'Bryan Hayes, Cole Tucker, Bryan Reynolds, Taylor Hearn, Luis Escobar, Nick Kingham, Will Craig, Stephen Alemas, Jason Martin, Nick Burdi and Brandon Waddell.

Keller, the Pirates top overall prospect by both Baseball America and MLB Pipeline entering the 2018 season, followed up a strong 2017 postseason and cemented his name as one of the best pitchers in Curve history. Keller went 9-2 with a 2.72 ERA in 14 starts and threw eight, one-hit shutout innings in his final Curve start on June 25 vs. Harrisburg before he was promoted to Triple-A Indianapolis. In 22 combined starts (regular season and playoffs) with the Curve, Keller went 13-4 with a 2.63 ERA.

First baseman Will Craig was the 2018 Altoona Curve MVP and played the hero in the 2018 Eastern League All-Star Classic in Trenton. With the game tied 4-4 after nine innings, a swing-off between Craig and Zach Green of Reading replaced extra innings with Craig coming out on top. Craig led the Eastern League with 102 RBIs in the regular season to become just the second Curve hitter to eclipse 100 RBIs in a single season, joining the legendary Adam Hyzdu. A first round pick by the Pirates in the 2016 draft, Craig also clubbed 20 homers during a season in which he was an Eastern League Mid-Season and Post-Season All-Star.

Third baseman Ke'Bryan Hayes played one of the best defensive seasons the Eastern League has ever seen. The Pirates first-round draft choice in 2015 won back-to-back Rawlings MiLB Gold Glove Awards as the best defensive third baseman in the minors with a .974 fielding percentage at A-Adv. Bradenton in 2017 and turned around in 2018 with a .978 mark in Altoona. Hayes' .978 fielding percentage at third base ranked as the highest ever recorded at the position in the Eastern League with data only available dating back to 1959.

As a team, the Curve trailed Akron by seven games entering play on August 1 before surging back over the final month of the season. With a record of 78-60, the Curve captured a second straight division title by one game over Akron, matched a team record with a fourth consecutive playoff berths (2003-06) and earned back-to-back division crowns for the first time in team history.

However, Akron eliminated the Curve from postseason play in four games during the Western Division Series. The RubberDucks took the first two games in Akron, but the Curve did not go quietly once the series shifted to Altoona. Akron jumped out to a 5-0 lead in Game 3 at PNG Field and were on the brink of sweeping their way to the ELCS. In the bottom of the fifth, however, the Curve scored their first run and managed to load the bases for Cole Tucker, who delivered one of the most electrifying moments in the Curve's 20-year history. In an 0-2 count, Tucker crushed a grand slam into the left field bleachers and tied the game, 5-5. Altoona rallied for three more runs in the eighth and went on to force a fourth game with an 8-5 victory. Unable to harness that momentum the next day, the Curve lost Game 4 to the 'Ducks, 9-0, to close out the team's 20th season.

A few days later on September 12 in St. Louis, the Pittsburgh Pirates lineup was composed completely of Curve alumni for the first time ever. Pirates Manager Clint Hurdle went with the following at Busch Stadium against the Cardinals: 2B Adam Frazier, CF Starling Marte, 1B Josh Bell, RF Jordan Luplow, 3B Kevin Kramer, LF Pablo Reyes, SS Kevin Newman, C Jacob Stallings and P Jameson Taillon.

In 2018, 14 former Curve players made their MLB debuts and matched the 2016 total for the most in a single season over the first 20 years of the franchise's history. Just as it was in 2016, nine of those players debuted with the Pirates: Clay Holmes, Nick Kingham, Austin Meadows, Tanner Anderson, Alex McRae, Kevin Newman, Pablo Reyes, Kevin Kramer and Nick Burdi.

The 2019 season brought change to the Eastern League with the move to a split-season playoff format for the first time since the Curve joined the Double-A circuit. Instead of a full-season champion and wild card team from each division deciding the playoff field, the league would crown a divisional champ for each of the 70-game halves with those teams squaring off in the opening rounds of the postseason.

After reaching the playoffs in each of the previous four seasons, the Curve finished with a losing record, 69-71, for the first time since 2014. The ballclub was a streaky bunch that started 5-0, tying a franchise record. At the end of May, the team was five games under .500 and rebounded to 10 games over by the All-Star Break. The Curve stumbled after the break as well and entered the final series of the year with a 69-67 record before losing the final four contests.

Michael Ryan returned for his third season as manager and stamped his name into the record books. He became the winningest



Top Pirates pitching prospect Mitch Keller was named as the 2017 Eastern League Postseason Most Valuable Player after two dominating performances



Tate Scioneaux (front) closed out the ninth inning to solidify the Curve's sweep through the 2017 Eastern League playoffs



The No. 1 overall pick by the Detroit Tigers in the 2018 draft, Casey Mize, pitched a no-hitter at PNG Field in his Double-A debut with Erie on April 29, 2019



Curve owner Bob Lozinak in his King of Baseball crown and cape at the 2019 Winter Meetings Banquet

manager in team history when he led the team to his 214th regular-season win as Altoona's skipper on August 18 to pass Dale Sveum and Tim Leeper's 213 managerial victories. Ryan finished the season with a 221-197 record.

Young pitching talent dominated throughout the league in 2019. Eight no-hitters were pitched league-wide, the second-most in league history. The Curve were no-hit twice during the season while Curve pitchers fired a league-best and team record 18 shutouts. The league batting average finished at .238, the lowest since 1971, while the batting champ, Portland's C.J. Chatham at .297, finished under .300 for just the second time in league history. Runs were hard to come by with a league average of 3.92 runs per game, the lowest since 1990.

One of the brightest performances in the league occurred at Peoples Natural Gas Field on April 29, 2019. Casey Mize, the first overall pick in the 2018 draft by Detroit, was promoted to Erie and fired a no-hitter against the Curve in his Double-A debut. He required just 98 pitches, struck out seven and accounted for the first individual, nine-inning no-hitter ever pitched at PNG Field.

By season's end, attendance at PNG Field was up for a third straight season

with the highest total since 2008 as 308,464 fans enjoyed Curve baseball in 2019.

After the season, Curve owner Bob Lozinak was honored at the 2019 Winter Meetings in San Diego as the King of Baseball, which recognizes a veteran of professional baseball every year for longtime dedication and service to the game.

The 2020 season promised to be another season filled with outstanding on-field performances, however, the Curve weren't able to take the field in the midst of the COVID-19 Pandemic.

Miguel Perez was named the 12th manager of the Altoona Curve on February 17, 2021 after Dave Turgeon was tabbed to lead the team for the canceled 2020 season. Perez was the first former Curve player to be named Manager of the team after suiting up in Altoona in 2008, 2009, 2012 and 2013; totaling 92 games. Perez also played in the Eastern League for the Akron Aeros (2010) and Harrisburg Senators (2011).



Roansy Contreras struck out 11 batters in his Pirates organizational debut on May 4, 2021 against Bowie

The Curve finally returned to PNG Field on May 4, 2021 when top Pirates pitching prospect Roansy Contreras, acquired from the New York Yankees in a five-player deal that sent former Curve pitcher Jamison Taillon to New York, delivered a blazing fastball for a strike to Bowie's Terrin Vavra. It ended a string of 610 days without Curve Baseball and 614 at PNG Field.

In a scheduling oddity, with all 55 teams in the affiliated minors beginning play on the same day, Altoona-Bowie and Portland-New Hampshire both threw the first pitches of the 2021 minor league season at 6:03 p.m.

The Curve began the season with eight of Pittsburgh's top-30 prospects and four members of their 40-man roster in Rodolfo Castro, Roansy Contreras, Oneil Cruz and Max Kranick. Castro made his major league debut in April before joining Altoona for Opening Day and each player would end up suiting up for the Pirates before the 2021 campaign wrapped up.

With several top prospects across the diamond, Altoona raced out to a 27-18 start and were within a half game of first place on June 25 before the injury bug caught both ace pitcher Roansy Contreras and infielder Oneil Cruz in early July. Altoona finished the season with a 58-59 record in fifth place in the Southwest Division.

On the infield, Altoona began the season with a top infield prospect at each position with 3B Rodolfo Castro, SS Oneil Cruz, 2B Ji-Hwan Bae and 1B Mason Martin. Cruz, a 6'7" shortstop would go on to become the tallest player to ever start a game at shortstop in the Major Leagues when he made his debut on October 2 at PNC Field against the Cincinnati Reds. Over the final two games of the season, Cruz went 3-for-9 with a home run and three runs batted in.

Mason Martin finished fourth in the AA-NE League with 22 home runs, the most by a Curve batter since 2005 when Jose Bautista (23) and Josh Bonifay (25) were circling the bases at PNG Field. Martin recorded just the ninth 20-homer season in franchise history.

In the outfield, the Curve received steady production in right field from Cal Mitchell and in left field from Canaan Smith-Njigba before the outfield group received a pair of late-season additions, thanks in part to the Pirates' activity at the trade deadline. Jack Suwinski joined the Curve in late-July from the San Diego Padres organization in the Adam Frazier trade and Matt Fraizer,



Oneil Cruz recorded 32 extra base hits in 62 games with the Curve in 2021 and later became the tallest player to start a game at SS in the Major Leagues

the High-A East's leading hitter, rounded out a powerful and patient group. On the mound, Altoona saw 12 dominating starts from Roansy Contreras around a stint on the injured list. Contreras struck out ten batters in a game three times, matching Ian Snell (2004) for the most double-digit strikeout games in a season in franchise history. Contreras made his major league debut in Pittsburgh on September 29 with three scoreless innings.

Johnstown, PA native Trey McGough earned the Curve's Pitcher of the Year award pitching in the same ballpark he attended games at as a kid. McGough who regularly pitched in front of dozens of family members and friends, recorded a 3.41 ERA in 18 starts. McGough finished the season strong recording 15.2 consecutive scoreless innings across his final three starts, including seven scoreless innings in the final game of the season at PNG Field, a 5-2 Curve victory.



Endy Rodriguez joined the 2022 Curve in early-August and quickly established himself as one of the Eastern League's best.



Luis Ortiz became the first Curve Pitcher to throw two immaculate innings in the same season. He earned the team's Pitcher of the Year Award for the 2022 season.

The 2022 Curve took to the field with a prospect-packed lineup of position players and pitchers. The result was an endless parade of franchise records falling and several players moving on to make their major league debut in Pittsburgh. 13 Curve Alumni made their MLB debut during the 2023 season with the Pirates led by OF Jack Suwinski, who was recalled directly from the Altoona roster with teammate Tucupita Marcano and smashed 19 home runs in 106 games with Pittsburgh; including a three-homer game at PNC Park on Father's Day which finished with a walk-off bomb from the 2021-22 Curve outfielder.

Altoona put together their first winning season since 2018 with a 71-66 record that saw the team finish with a 38-30 record in the second half of the season, just 2.5 games back of a playoff spot.

The 2022 Curve set a host of franchise records including: Most home runs in a season (143), most home runs hit in home games (74), most players with 20+ HR (2 players - Andres Alvarez and Aaron Shackelford), matched for 4th time in franchise history), most stolen bases in a season (162), most lead-off home runs hit in a season (6), most strikeouts in a season (batting, 1,254), fewest complete games thrown in a season (0), most strikeouts in a season (pitching, 1,247), most wild pitches thrown (98), most starting pitchers used (matched, 22), and most consecutive games with a home run (12). Altoona also matched or set several single-game records including runs scored in a game (5/19 vs. Richmond, 19), hits in an inning (matched, 6/2 vs. Bowie, 9), most triples in a game (matched, 6/2 vs. Bowie, 3), and most home runs allowed in an inning (4, 4th inning on 4/13 vs. Richmond).

Among Eastern League teams, Altoona finished the season tied for first in batting average (.248), second in the league in reliever ERA (3.84) and third in runs scored (681).

Aaron Shackelford led Pirates minor leaguers with 26 home runs, passing Josh Bonifay for the second-highest single-season total in franchise history. Utility man Andres Alvarez recorded the first 20/20 season in Altoona with 20 home runs and 21 stolen bases across 110 games in a lineup that was hammered by injuries throughout the season.

The #1 overall selection in the 2021 draft, catcher Henry Davis, arrived in Altoona in early-May and promptly announced his presence with a massive 2-run home run in his team debut on May 10 against Somerset. Davis' season in Altoona was limited to 31 games because of injury and as the season ticked into the second half, the Curve added another top prospect to the lineup in Endy Rodriguez. Rodriguez dominated in a 31-game run with Altoona to wrap up the regular season, batting .356 with 14 doubles and eight home runs with 32 runs batted in.

On the mound, Quinn Priester, Mike Burrows and Luis Ortiz headlined one of the league's top pitching staffs. Priester recorded a 2.87 ERA in 15 starts, the 4th-best mark among qualified Double-A pitchers since his debut on June 19, while Burrows pitched to a 2.94 ERA in 12 starts to begin the season before a promotion to Triple-A Indianapolis. Ortiz, however, made the most progress during the season eventually earning the Curve's Pitcher of the Year Award. Twice during the season, Ortiz fired an immaculate inning, setting down the side in order with three strikeouts on nine pitches, all strikes. His 126 strikeouts in 24 appearances, 23 starts, were the fourth-most in a season in franchise history and he went on to make his major league debut on September 13 at Cincinnati with 5.2 scoreless innings. J.C. Flowers and Tahnaj Thomas took home the team's Fireman of the Year Award, Andres Alvarez earned the team's Unsung Hero Award and Jared Triolo was named Most Valuable Player.

June 1997	Altoona native Bob Lozinak joins a group that is pushing for a minor league baseball franchise.		
Oct. 4, 1997	With just hours to spare, the state of Pennsylvania allocates nearly \$11 million in state funds towards the building of a new ballpark that would play host to the proposed new minor league baseball team.	Sept. 18, 2010	Altoona defeats Trenton, 5-2, in Game 4 of the ELCS at Trenton's Waterfront Park to clinch the first EL championship in franchise history.
Oct. 5, 1997	The expansion committee of the National Association of Professional Baseball Leagues unanimously grants Altoona's bid for a new minor league franchise over the bid submitted by the city of Springfield, Mass.	Nov. 23, 2010	The Curve unveil a new logo set that pays tribute to the engineers and railroad heritage that helped build the city of Altoona.
March 7, 1998	Groundbreaking ceremonies take place at the future site of Blair County Ballpark.	Jan. 31, 2012	The Altoona Curve and Peoples Natural Gas forge an agreement to rename Blair County Ballpark, which was the standing name on the facility for the first 13 seasons, Peoples Natural Gas Field.
April 27, 1998	Altoona is officially granted an expansion franchise by the Eastern League.	Oct. 4, 2012	The Curve receive Minor League Baseball's Golden Bobblehead Award for Best Charity Promotion or Event for their season-long community effort, "Curve, PA Blue Out Saturdays."
July 2, 1998	"Curve" is selected as the new franchise's nickname.	March 30, 2013	A franchise-record 10,116 fans flock to Peoples Natural Gas Field to watch the second-ever Pirates-Curve Exhibition Game, which the Curve won, 8-6. Prior to the game, the Curve extended their Player Development Contract with the Pirates through the 2018 season.
Sept. 15, 1998	The Curve announce a four-year player development contract with the Pirates.	July 15-16, 2014	The Curve host the Eastern League All-Star Game for the second time in franchise history.
April 10, 1999	After a rainout the day before, the first game in Curve franchise history is played as part of a doubleheader in Reading—the Curve lose 6-2 in game one but bounce back for a 6-4 win in game two of the twinbill.	Sept. 2015	The Curve cap their highest-attended season since 2008 by earning the Eastern League's nomination for the John H. Johnson President's Award and return to the E.L. playoffs for the first time since 2010.
April 15, 1999	The Curve's home opener is played before 6,171 fans at Blair County Ballpark, a 6-1 win over Bowie.	Oct. 7, 2016	Derek Martin is named the fifth general manager in franchise history. During his first months on the job, the stadium sees the reconstruction of its box office and new LED field lights installed.
Nov. 1, 1999	With Sal Baglieri being elevated to the role of Senior Advisor, Jeff Parker is hired as the Curve's second general manager.	Sept. 14, 2017	The Curve beat the Trenton Thunder, 4-2, to solidify their second Eastern League Championship.
May 15, 2000	The Curve host an exhibition game against the Pittsburgh Pirates in front of a crowd of 7,346 at Blair County Ballpark.	Spring 2018	Peoples Natural Gas Field sees fresh upgrades with the installation of a new playing surface and a state-of-the-art video board.
Oct. 17, 2001	Curve majority owner Bob Lozinak announces that the franchise will be sold to a new group headed by Pittsburgh sports attorney Chuck Greenberg. Later, Greenberg would welcome Pittsburgh sports stars Jerome Bettis and Mario Lemieux into the new ownership group.	March 17, 2018	The Pirates and Curve announce a four-year extension to their Player Development Contract through 2022 during the championship ring ceremony for the 2017 Curve at LECOM Park in Bradenton prior to the Pirates' spring training game.
April 3, 2002	Less than 48 hours before the start of the 2002 season, the ownership transfer officially takes place. Todd Parnell is officially named the club's third general manager.	Sept. 12, 2018	For the first time in their 20-year affiliation, the Pirates starting lineup is made entirely of former Curve players.
Aug. 8, 2002	The Curve franchise is featured in a full-page feature story in the sports section of USA Today. The article titled "Curve Shape a Region's Heart" documents the gameday happenings at Blair County Ballpark.	Jan. 22, 2019	The Curve roll out an alternate identity for 2019, complete with a new nickname, colors and uniforms, as the Allegheny Yinzers. The black-and-yellow threads are worn for seven games to celebrate the people of Western and Central Pennsylvania while bringing several Pittsburgh-themed promotions to Altoona.
Jan. 2003	Construction begins on a nearly \$1 million privately financed addition to BCB. The project yielded a left-field Picnic Pavilion, Party Deck and outfield bleacher seating section in time for the 2003 season.	Dec. 8, 2019	Curve owner Bob Lozinak is honored as the King of Baseball at the 2019 Winter Meetings in San Diego. The award recognizes a veteran of professional baseball for longtime dedication and service as one of the game's highest individual honors.
July 4, 2004	The Curve welcome U.S. Vice President Dick Cheney for the Fourth of July game against Harrisburg. Cheney tossed out the first pitch and watched the first half of the game with his wife and granddaughter.	March 12, 2020	Minor League Baseball announces the delay of the 2020 season shortly after MLB did the same due to the COVID-19 pandemic.
Dec. 2004	After setting a fifth-straight attendance record, the Curve are awarded the Larry MacPhail Trophy for promotional excellence in Minor League Baseball.	June 25, 2020	The Pirates and Curve announce PNG Field as the Alternate Training Site for the Pirates during the 2020 season. Minor League Baseball would announce the cancellation of the 2020 season just five days later.
July 12, 2006	The Curve host the 2006 E.L. All-Star Game in front of a then-record 9,308 fans.	December 9, 2020	The Pirates and Curve announce agreement on a new ten-year Player Development License for Pirates Double-A players to continue play at PNG Field
Dec. 2006	The Curve are awarded Minor League Baseball's highest honor, the John H. Johnson President's Trophy, signifying the top franchise among all clubs across the U.S. and Canada. The club is also presented with the Baseball America Bob Freitas Award as the top Double-A franchise in the minors.	May 4, 2021	The Curve take the field for the first time in 614 days at PNG Field. Roansy Contreras struck out 11 in his organizational debut, a 2-1 loss to Bowie.
June 17, 2008	Jimmy Carter, the 39th President of the United States, attends a Curve game while on a fishing trip to Spruce Creek in nearby Huntingdon.	October 6, 2021	Nate Bowen is named the sixth general manager in franchise history. Bowen spent nine seasons with the organization rising to the role of Assistant General Manager in the fall of 2018.
Dec. 1, 2008	Chuck Greenberg announces his going is selling the Curve back to original owner Bob Lozinak.	Winter 2021	PNG Field undergoes several renovations and upgrades including a new padded outfield wall, updated player-related spaces and a new right field videoboard.
Dec. 5, 2008	The original Voice of the Altoona Curve from 1999-2004, Rob Egan, is named the fourth general manager in Curve history.		
Dec. 30, 2008	Minor League Baseball approves the sale of the Altoona Curve. Bob Lozinak and his family again own their hometown team.		
May 23, 2009	The Altoona Curve extend their current Player		

BOB & JOAN LOZINAK • MANAGING MEMBERS

ORGANIZATION

Bob and Joan Lozinak, both Altoona natives who always had dreams of bringing professional baseball to their hometown, were finally able to realize that dream in 1999. The original owners of the franchise from 1999-2001, Bob and Joan along with their three sons, Mike, David and Steve, reacquired their hometown team on December 30, 2008.

The Lozinaks had visions of bringing professional baseball to Altoona in the late 1970s, but public opposition thwarted the idea. They then proceeded to buy the Triple-A Albuquerque Dukes from former Los Angeles Dodgers owner Peter O'Malley and over the next 20 years (1979-2000), the Dukes captured six Pacific Coast League titles and numerous awards for club operations. Lozinak is among only a handful of minor league baseball owners to have been awarded the prestigious John H. Johnson Trophy twice. The Johnson Trophy is awarded annually to the top franchise in Minor League Baseball in the U.S. and Canada. The Dukes were presented the honor in both 1984 and 1991. Additionally, Albuquerque also captured the Larry McPhail Trophy for the country's top promotional effort in 1987.



Bob and Joan Lozinak on Opening Night 2009, their first game back as owners of the team since 2001

Lozinak sold the Dukes in 2000 so he could focus his efforts on his new franchise, the Altoona Curve.

After selling the Curve in 2002, the family purchased the West Tenn Diamond Jaxx and enjoyed Double-A affiliations in the Southern League with both the Chicago Cubs and the Seattle Mariners before the team was sold in the early months of the 2008 season.

Bob was born in Altoona on June 4, 1937. His college education was halted by five years of service in the Army during the 1960s. Lozinak completed Officer Candidate's School in Lawton, Okla. and was honorably discharged as a 1st Lieutenant. Upon his departure from the Army, Lozinak returned to finish his education at St. Francis College in Loretto, Pa. and graduated with a bachelor's degree in history.

After college, Bob and Joan became McDonald's franchisees in 1969 and their role as an owner-operator continues with stores in Hartford County, Maryland.

Since the purchase of their first McDonald's franchise, Joan has been actively involved in many phases of the operation of the restaurant, whether it means balancing the restaurant budget or appearing at numerous functions within the community.

Joan, a graduate of Altoona Catholic High School, currently serves on the Board of Trustees for Bishop Guilfoyle Catholic High School in Altoona. She is actively involved in long-term planning, policy development, financing, capital improvements, public relations and marketing, development and alumni relations and budgetary management.

Joan has always been actively involved in the Catholic church serving as either a Eucharistic Minister or singing in the choir.

Bob and Joan Lozinak were inducted to the Blair County Sports Hall of Fame on April 23, 2016.

After Bob's 40th season in baseball in 2019, Minor League Baseball honored the Curve owner with one of the industry's highest individual awards and crowned Lozinak the King of Baseball for his lifetime of dedication and service to the game. He received the award on December 8, 2019 at the Winter Meetings in San Diego.

The couple can often be found somewhere inside Peoples Natural Gas Field on game days enjoying Curve baseball with fellow fans and enjoying the fun, affordable family atmosphere they always dreamed of providing through the game of baseball in their hometown.



Lozinak (left) poses for a photo with Pat McKernan on April 15, 1999 on the night of the Curve's first-ever home game. McKernan was Lozinak's general manager of the Albuquerque Dukes from 1979-99. The duo won the John H. Johnson President's Award together twice (1984 and 1999).

DAVID LOZINAK • CHIEF OPERATING OFFICER

David enters his 14th year as the Chief Operating Officer of the Altoona Curve. His day-to-day responsibilities are to oversee the entire operation of the franchise.

Prior to his family reacquiring the team in December 2008, Lozinak held the same position with the West Tenn Diamond Jaxx of the Southern League from 2002 through 2007.

Lozinak also spent three years working in the Accounting and Concessions departments for the Albuquerque Dukes, a team that his family owned and operated from 1979-2000.

David is a 1987 graduate of Widener University with a degree in Business Administration. He resides in Hollidaysburg with his wife, Aimee. His son, Chaston, is married to Cassandra and resides in Albuquerque with their four children: Leia, Lincoln, Levi and Logan. His daughter, Katie, resides in Tyler, Texas with her husband, Jeremy Kennedy. His son, Will, graduated from Morehead State University in Kentucky and pitched for the baseball team.



ORGANIZATION

NATE BOWEN • GENERAL MANAGER

On October 6, 2021, Nate Bowen was named the sixth general manager in franchise history. Bowen enters his 11th season as a member of the front office staff in Altoona, joining the club as the Communications and Broadcasting Assistant in 2013 before rising through the ticket sales department until he was named Assistant General Manager in the fall of 2018.

"Nate has been an integral part of our team here for a long time. He has helped our organization in countless ways throughout his career, and we all think that he is ready for this next challenge," said Curve Chief Operating Officer, David Lozinak at the time of the hire. "Nate has extensive experience in all aspects of our operation, so he's just not a pretty voice that most people have heard on the radio; he's an extremely intelligent individual that is well-versed in minor league baseball. He is a natural successor to Derek since Nate has been his right-hand man for the past 3 ½ years, and we expect him to excel with Derek's help along the way."



Bowen served parts of five seasons in the Curve broadcast booth that included the 2017 Eastern League Championship clincher, the 2014 Eastern League All-Star Game as well as the Pirates vs. Altoona Curve exhibition game at PNC Field in 2013. He has also held broadcasting and media relations roles with the Northwest Arkansas Naturals (AA - Texas League), Durham Bulls (AAA - International League), and the Princeton Rays (Rookie - Appalachian League). He began his broadcasting career at Baldwin-Wallace University in 2005 and served as the broadcaster for the Division III school's football, basketball, and baseball teams through the 2009 season. In addition to being a play-by-play broadcaster, he co-founded The Morning Buzz, a daily morning show on the campus radio station WBWC 88.3 FM the Sting. Following graduation, Bowen served as the lead broadcaster for AM 1330 WELW in the Cleveland, Ohio area for local high school and college sports.

An active member of the community, Bowen serves on the board of directors for Family Services Inc., is a board member of the Hollidaysburg Lions Club and is a member of the Blair County Chamber of Commerce's Small Business and Public Policy Committees.

Bowen resides in Hollidaysburg with his wife, Jess, who serves as the Curve's Director of Coporate Partnerships. During the offseason he serves as a play-by-play voice for several Altoona area high schools on Talk Radio 98.5 WRTA and enjoys rooting for Buffalo and Ohio sports teams, traveling, and running.

A native of Fremont, Ohio, Bowen enjoys rooting for Buffalo and Ohio sports teams, traveling, and running. He earned a bachelor's degree in Broadcasting/Mass Communications/Public Relations from Baldwin-Wallace University in 2009.

CURVE GENERAL MANAGERS (6)

Sal Baglieri	1999	Rob Egan	2009-2016
Jeff Parker	2000-2001	Derek Martin	2017-2021
Todd Parnell	2002-2008	Nate Bowen	2021 - Present

Listed by seasons as general manager

WHAT'S IN A NAME?

The name "Curve" was officially chosen as the team nickname on July 2, 1998. The name was selected by fans in a name the team contest. Other finalists included "Fish", "Ridge Runners" and "Lake Monsters." Curve was selected for two reasons: one for the baseball connotation but also as a tribute to the historic Horseshoe Curve, located just outside the city of Altoona. The landmark Horseshoe Curve was built in the 1850s as a means to make it easier for incoming trains to navigate through the Allegheny Mountains. The first train went around "the Curve" in 1854.

ALTOONA CURVE BASEBALL CLUB

Peoples Natural Gas Field
 1000 Park Avenue, Altoona, PA 16602
 Phone: 814.943.5400 or 877.99.CURVE
 Fax: 814.943.9050 or 814.942.9132
www.altoonacurve.com
frontoffice@altoonacurve.com
facebook.com/AltoonaCurveBaseball
 Twitter: @AltoonaCurve | Instagram: @altoonacurve



FRONT OFFICE

Managing Members.....	Bob & Joan Lozinak
Chief Operating Officer.....	David Lozinak
Chief Financial Officer.....	Mike Lozinak
Senior Advisor.....	Sal Baglieri, Derek Martin
General Manager.....	Nathan Bowen
Assistant General Manager/Dir. of Merchandise.....	Michelle Gravert
Director of Finance.....	Mary Lamb
Assistant Finance Manager.....	Hannah Reading
Administrative Assistant.....	Michelle Anna
Director of Ticketing.....	Ed Moffett
Director of Corporate Partnerships.....	Jess Knott
Director of Communications & Broadcasting.....	Jon Mozes
Communications & Broadcasting Assistant.....	Preston Shoemaker
Director of Community Relations & Social Media Manager.....	Annie Choinière
Director of Marketing, Promotions & Special Events.....	Mike Kessling
Director of Creative Services.....	Jon Weaver
Assistant Director of Creative Services.....	Reid Pohland
Mascot Coordinator.....	Ryan Neely
Director of Concessions.....	Jamie Skipper
Assistant Director of Concessions.....	Glenn McComas
Assistant Concessions Manager.....	Ryan Long
Director of Ballpark Operations.....	Doug Mattern
Operations Assistant.....	Louis Miller
Head Groundskeeper.....	Mackennon Watson
Operations Ninja.....	Will Lozinak
Box Office Manager.....	Austin Finocchio
Ticket Account Manager.....	Tony Talarigo
Ticket Account Manager.....	Logan Ulmer

COACHING STAFF

Manager.....	Callix Crabbe (1st season)
Pitching Coach.....	Cale Johnson (1st season)
Hitting Coach.....	Jon Nunnally (3rd season)
Integrated Baseball Performance Coach.....	Blake Butler (2nd season)
Bench Coach.....	Gary Green (2nd season)
Athletic Trainer.....	Victor Silva (2nd season)
Strength & Conditioning Coach.....	Glenn Nutting (1st season)

TEAM PERSONNEL

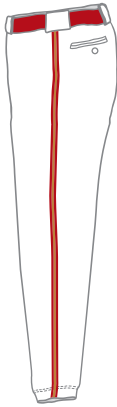
Team Physician.....	Dr. Joshua Port
Head of Security.....	Pat Gates
Head Usher.....	Joe Bettwy
Public Address Announcer.....	Rich DeLeo
Official Scorers.....	Ted Beam, Dick Wagner, Dave Musil, Chris Strawmier
Home Clubhouse Manager.....	Kenny Berdejo
Visiting Clubhouse Manager.....	Todd Parker

TEAM INFORMATION

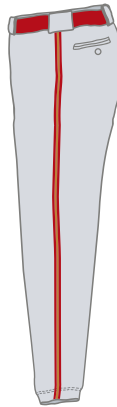
Year Established.....	1999
Ballpark (Seating Capacity).....	Peoples Natural Gas Field (7,210)
Major League Affiliation.....	Pittsburgh Pirates (1999)
Team Colors.....	Railroad Red, Boiler Bronze, Soot Black



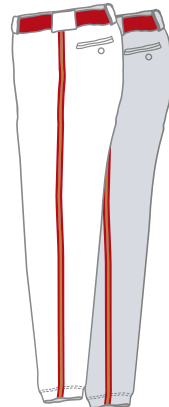
HOME



ROAD



ALTERNATE



LONGEST CURVE HIT STREAKS

GAMES	PLAYER	YEAR (DATES)	AVERAGE DURING
24	Austin Meadows*	2016 (5/23-pres.)	.404 (38-94)
21	Kevin Sefcik	2002 (7/3-7/25)	.405 (32-79)
19	Willy Garcia*	2015 (5/25-pres.)	.370 (30-81)
19	Alex Presley	2010 (4/11-5/5)	.392 (29-74)
18	Nate McLouth	2004 (5/25-6/12)	.370 (27-73)
18	Adam Hyzdu	1999 (7/22-8/7)	.397 (29-73)
17	Kevin Newman	2016 (6/21-7/9)	.418 (26-70)
16	Gorkys Hernandez	2010 (6/27-7/17)	.403 (29-72)
16	Starling Marte	2011 (8/19-9/3)	.394 (28-71)
16	Ke'Bryan Hayes	2018 (7/29-8/15)	.317 (20-63)

UNIFORM HISTORY

ORGANIZATION



1999-2010, 2016 1999-2010 1999-2003 2003-2009 2004-2008 2008 2011-2017 2011-pres.
 2011-pres. 2011-2017 2017 2018-pres. 2018-pres. 2019 2021 2021



2022



1999-2003, 2016 1999-2004 1999-2002 1999-2003 2003-2010



2003-2007 2004-2007 2005-2010 2005-2008 2008



2008-2010 2009-2010 2011-2013 2014-2017 2017



2018-pres. 2011-pres. 2011-pres. 2018 2019



2021 2021 2022

PRIMARY LOGOS



1999-2010



2010-pres.

WORDMARK LOGOS



1999-2002



2003-2010



2011-pres.

CAP & ALTERNATE LOGOS



1999-2010



1999-2010



1999-2010



2011-pres.



2011-pres.



2011-pres.



2018-pres.

ANNIVERSARY LOGOS



2003



2008



2013



2018

ALTOONA ALL-STAR GAME LOGOS



2006




2014

BIG COUNTRY'S BIG MONTH

In August 2004, Curve first baseman Brad Eldred went on a tear unlike any other in team history. For the month, he exploded for 14 home runs and 50 RBIs in 27 games while batting .340. Both totals are single-month club records. His 50 RBIs are believed to be a minor league record and were just three short of Major League Baseball's record for most RBIs in a month (53 by Hack Wilson in 1930 and Joe DiMaggio in 1939). Over the course of the month, Eldred clubbed two grand slams and had 10 games of three RBIs or more, including two six-RBI performances. He was Eastern League Player of the Month and he went on to earn Pirates Minor League Player of the Year with 38 total home runs, 137 RBIs, 38 doubles and batted .301 with A-Adv. Lynchburg and Altoona.



2023 ALTOONA CURVE



Quinn Priester ranked 4th among qualified Double-A Pitchers in ERA with a 2.87 mark after making his team debut on June 19 through the end of the 2022 season.

(Photo: Rob Lynn)



PERSONAL

BIRTHDAY: FEBRUARY 14, 1983
AGE: 40
BIRTHPLACE: ST. THOMAS, U.S. VIRGIN ISLANDS
RESIDES: VALRICO, FL

SEASONS IN ALTOONA: FIRST SEASON
MANAGING EXPERIENCE: SECOND SEASON
COACHING EXPERIENCE: 12TH SEASON
APPOINTED TO ALTOONA: DECEMBER 21, 2022

PLAYING EXPERIENCE: TEN SEASONS (MiLB/MLB)
POSITIONS PLAYED: 2B, 3B, SS, LF, CF, RF

MANAGERIAL/COACHING CAREER

Callix Crabbe was named the 14th manager of the Altoona Curve on December 21, 2022 after leading the Greensboro Grasshoppers to 58 wins during the 2022 season. Crabbe is in his second season as an instructor with the Pittsburgh Pirates after coaching stops with IMG Academy in Bradenton and the Texas Rangers.

Following his ten-year playing career that wrapped up in 2011, Crabbe took his first coaching position as a baseball instructor and coach for elite high school athletes at IMG Academy. Crabbe spent the 2012-16 seasons working with IMG before he established Crabbeology Sports Development, a company focused on high level hitting instruction, game strategy, personal development and physical conditioning in 2016.

Crabbe earned his first major league opportunity as an instructor in 2019 when he was hired as the Assistant Hitting Coach for the Texas Rangers where he spent three seasons stewarding the Rangers offense.

Following the 2021 season, Crabbe was hired by Pirates Player Development as the organization's Assistant Hitting Coordinator and Manager for High-A Greensboro. Crabbe resides in Valrico, FL with his wife Amanda, daughter Alana (12) and son Calyx (9).



2023 CURVE

PLAYING CAREER

Crabbe played ten years of professional baseball after he was selected in the 12th round of the 2002 MLB Draft out of Manatee Community College in Bradenton by the Milwaukee Brewers.

Crabbe was named the Best Defensive Second Baseman in the California League in 2004 while also being named an All-Star by *Baseball America*. Crabbe was selected by San Diego in the 2008 Major League Rule 5 Draft and made his major league debut on April 3, 2008 and picked up his first major league hit off Brad Hennessey at San Francisco just five days later. Crabbe played 21 games with the Padres and totaled six hits in 39 major league plate appearances before joining the Seattle Mariners for the 2009 season; a season he spent shuttling back and forth between Double-A West Tennessee and Triple-A Tacoma.

Crabbe spent the final two seasons of his playing career with the Toronto Blue Jays where he played 150 games with Eastern League rival New Hampshire across the 2010 and '11 seasons. He earned an Eastern League Championship ring in 2011 with the Fisher Cats. In all, Crabbe played 1,097 games in his professional career between the affiliated ranks and various winter ball opportunities and batted .264 with a .359 on-base percentage including 43 home runs, 384 runs batted in and 200 stolen bases.

CRABBE MANAGERIAL RECORD

Year	Team (League/Affiliation)	Record	Pct.	Finish	Playoffs
2022	Greensboro (High-A - South Atl. Lg./PIT)	58-70	.453	5th	--
Totals	1 Seasons	58-70	.453		

CURVE ALL-TIME MANAGERS LIST (14)

Manager	Years	Record	Win %	Manager	Years	Record	Win %
Marty Brown	1999-2000	137-145	.486	Tom Prince	2015	74-68	.521
Dale Sveum	2001-03	213-211	.502	Joey Cora	2016	76-64	.543
Tony Beasley	2004-05	161-122	.569	Michael Ryan	2017-19	221-197	.529
Tim Lincecum	2006-08	213-209	.505	Dave Turgeon	2020	--	--
Matt Walbeck	2009-10	144-140	.507	Miguel Perez	2021	58-59	.496
P.J. Forbes	2011-12	136-147	.481	Kieran Mattison	2022	71-66	.562
Carlos Garcia	2013-14	124-160	.437	Callix Crabbe	2023	--	--

CALE JOHNSON • PITCHING COACH



BIRTHDAY: AUGUST 26, 1987	SEASONS IN ALTOONA: FIRST SEASON	PLAYING EXPERIENCE: THREE SEASONS (MiLB/IND)
AGE: 35 (36 ON AUG. 26)	COACHING EXPERIENCE: NINTH SEASON	
BIRTHPLACE: GREENVILLE, IL	APPOINTED TO ALTOONA: DECEMBER 21, 2022	POSITIONS PLAYED: RHP
RESIDES: GREENVILLE, IL		

Cale Johnson joins the organization after spending the 2022 season with the Atlanta Braves as a Minor League Pitching Strategist. Johnson was selected in the 41st round of the 2009 draft by the St. Louis Cardinals and spent three seasons in their system, reaching Class-A Quad Cities in 2011, before pitching one season in the independent ranks in 2012 with the Gateway Grizzlies of the Frontier League. In his four seasons as a pitcher, Johnson compiled a 3.81 ERA in 55 career appearances, 15 starts.

Johnson began his coaching career in 2015 in the Cardinals organization spending time in the GCL (2015), Appalachian League (2016-17) and Midwest League (2018-19) before being named a Pitching Strategist in the Cardinals organization for the 2020 campaign. In his time with the Cardinals he aided the development of several top Cardinals prospect pitchers including current Pirates RHP Johan Oviedo in 2017 and 2018.

Johnson spent the 2021 campaign as the Assistant Pitching Coordinator for the Atlanta Braves before being named the organizations Minor League Pitching Strategist for the 2022 season.

A native of Greenville, Illinois, Johnson played his college ball at Division-II McKendree University in Lebanon, IL. He has three children, Maclan (8), Rhett (6) and Sadie (6).

JON NUNNALLY • HITTING COACH




BIRTHDAY: NOVEMBER 9, 1971	SEASONS IN ALTOONA: THIRD SEASON	PLAYING EXPERIENCE: EIGHT SEASONS (MLB) 14 SEASONS OVERALL
AGE: 51	COACHING EXPERIENCE: 16 TH SEASON	POSITIONS PLAYED: INF/OF
BIRTHPLACE: PELHAM, NC	APPOINTED TO ALTOONA: JANUARY 12, 2022	
RESIDES: RINGGOLD, VA		

Hitting Coach **Jon Nunnally** continues for a second stint in Altoona after spending the 2021 season as the Hitting Coach at Triple-A Indianapolis. 2023 will be his fifth season as a coach in the Pirates minor league system, including working as the Hitting Coach in Altoona in 2019 and 2022.

Prior to joining the Pirates organization, Nunnally served as the Minor League Outfield and Base-running Coordinator for the Los Angeles Angels for two seasons.

Nunnally has major league experience both as a player and a coach. During the 2010-11 seasons, Nunnally was the Cleveland Indians' hitting coach under then-manager Manny Acta. As a player, he was an outfielder that spent parts of six seasons in the big leagues from 1995-2000.



His coaching career began in 2007 as the hitting coach for the Class-A-Adv. Kinston Indians. He moved up to Triple-A Columbus in 2009 and joined the major league staff the following year. Nunnally has also been a minor league hitting coach for the Toronto Blue Jays with the Double-A New Hampshire Fisher Cats (2012 and 2014) and Triple-A Buffalo Bisons (2013). He also spent two seasons in the Boston Red Sox system as a hitting coach with the Salem Red Sox (2015) and the Portland Sea Dogs (2016).

Nunnally was drafted by the Cleveland Indians in the third round of the 1992 draft out of Miami-Dade College and played the first three seasons of his 15-year playing career in the Tribe's system. The Kansas City Royals chose Nunnally in the Rule 5 Draft after the 1994 season and he made his MLB debut with the Royals on April 26, 1995. He hit .244 with 14 homers during his rookie season in '95. He was traded to the Cincinnati Reds on July 15, 1997 and hit .318 with 13 homers over the final 65 games of the year. Nunnally played one more year in Cincinnati before spending single campaigns with the Red Sox and Mets. In 364 career MLB games, the left-handed hitter batted .246 with 42 homers and 125 RBIs.

Nunnally played for the Pirates' Triple-A affiliate, the Indianapolis Indians, during his last year of affiliated experience in 2005. He also played in the Milwaukee Brewers and St. Louis Cardinals organizations before joining the Pirates. He played one season in Japan (2000) and concluded his playing career in 2006 after a stint in the Mexican League.

Nunnally resides in Ringgold, Va. with his wife, Tammy. He has three children: daughters Kristen (30) and Josie (20) and son Jonathan Jr. (26).



BLAKE BUTLER • INTEGRATED BASEBALL PERFORMANCE COACH

BIRTHDAY:
OCTOBER 29, 1993
AGE:
29 (TURNS 30 ON OCT. 29)
BIRTHPLACE:
GREENSBORO, NC
RESIDES:
CHARLESTON, SC

SEASONS IN ALTOONA:
SECOND SEASON
COACHING EXPERIENCE:
THIRD SEASON
APPOINTED TO ALTOONA:
JANUARY 12, 2022

PLAYING EXPERIENCE:
THREE SEASONS
(MiLB)
POSITIONS PLAYED:
INF/OF/RHP



Integrated Baseball Performance Coach **Blake Butler** returns to Altoona for a second season in his role. The 2023 campaign will be his third season coaching with the Pirates after serving as the Development Coach for High-A Greensboro in 2021.

In his role as Integrated Performance Coach, Butler coordinates team defensive strategy, situational hitting decisions and helps players use analytical information and video to their advantage.

Prior to joining the organization, Butler served as a coaching assistant at Davidson College after stints as an assistant coach at the College of Charleston and Francis Marion University.

A 15th-round selection by the Cincinnati Reds in the 2015 First-Year Player Draft, Butler spent three seasons in the Reds system before beginning his career as a coach. Butler began his professional career on the diamond in the Arizona Complex League batting .309 in 45 games and played five games with the Billings Mustangs in the Pioneer League. The 2016 and '17 seasons saw Butler fill a super utility role for the High-A Daytona Tortugas.

of Charleston from 2013-15.

Butler was raised in Greensboro, North Carolina and played three seasons at the College



GARY GREEN • BENCH COACH

BIRTHDAY:
JANUARY 14, 1962
AGE:
61
BIRTHPLACE:
PITTSBURGH, PA
RESIDES:
ARLINGTON, TX

SEASONS IN ALTOONA:
SECOND SEASON
COACHING EXPERIENCE:
18TH SEASON
APPOINTED TO ALTOONA:
DECEMBER 21, 2022

PLAYING EXPERIENCE:
TEN SEASONS
(MLB/MiLB/IND)
POSITIONS PLAYED:
INF



Gary Green returns as Bench Coach for the 2023 season after holding the same role in 2022 with Indianapolis. Green spent the 2021 season with the Curve as Bench Coach and begins his 18th season as a minor league instructor for the Pirates. He previously served as the Minor League Infield Coordinator/Roving Infield Instructor for the Pirates from 2011-2021.

Green earned extensive managerial experience in the Pirates and Detroit Tigers organizations, amassing a 588-713 record (.488) across 11 seasons. Green's most recent managerial experience came in a four-year run in the South Atlantic League with West Virginia (2009-10) and Hickory (2007-2008). His managerial stops include one season in Lynchburg (2006), three seasons with Lakeland (2002-2004), two seasons with Onsetta (2000-2001), and one season in the Gulf Coast League with the GCL Tigers (1999).

A former major league infielder for parts of five seasons, Green's professional career on the diamond began after the San Diego Padres selected him 27th overall in the 1984 Amateur Draft. Prior to starting his professional career, Green was the starting shortstop for Team USA in the 1984 Olympic Games. Green went on to spend five seasons in the Padres organization, making his major league debut in September of 1986, two years in the Texas Rangers system and concluded his playing career after four seasons in the Cincinnati Reds organization. Green batted .222 with nine doubles and 11 RBI in 106 major league games with the Padres, Rangers and Reds.

A Pittsburgh native, Green played four years of baseball at Oklahoma State. His father, Fred, pitched for the Pirates for parts of four seasons (1959-64) and was a member of the 1960 World Champion Pirates.

UNI-CYCLE

Andrew Lambo pedaled his way into the Curve record books on April 9, 2013 when he completed the first and only cycle in franchise history. On a Tuesday night in Akron, Lambo collected a single, double, triple and home run in order for a "natural cycle" by the fifth inning. He connected on an RBI single in the first, doubled in the third, tripled home another run in the fourth and led off the fifth inning with a solo homer.

VICTOR SILVA • ATHLETIC TRAINER



BIRTHDAY:
NOVEMBER 21, 1990

AGE:
32

BIRTHPLACE:
LAWRENCE, MA

RESIDES:
DRACUT, MA

SEASONS IN ALTOONA:
SECOND SEASON

COACHING EXPERIENCE:
FIFTH SEASON

APPOINTED TO ALTOONA:
JANUARY 12, 2022

Victor Silva returns for a second season in Altoona in 2023, his seventh season as a member of the Pirates organization. Silva spent the 2021 season as the Athletic Trainer with High-A Greensboro and spent the 2020 season as a COVID-19 screener in Pittsburgh. He previously spent two seasons with the DSL Pirates in 2018 and 2019.

In addition to his work with the Pirates, Silva gained extensive experience practicing Sports Medicine in the collegiate ranks with St. Bonaventure (2017-19), and Binghamton (NY) University (2016-17). Born in Lawrence, Massachusetts, Silva earned his Bachelor of Science degree in Movement Science with a concentration in Athletic Training from West Field State University in May of 2013 and his Master of Science Degree in Athletic Training from Texas State University.

2023 CURVE

GLENN NUTTING • STRENGTH & CONDITIONING COACH



BIRTHDAY:
NOVEMBER 27, 1992

AGE:
30

BIRTHPLACE:
LIVONIA, MI

RESIDES:
MISSION VIEJO, CA

SEASONS IN ALTOONA:
FIRST SEASON

COACHING EXPERIENCE:
SIXTH SEASON

APPOINTED TO ALTOONA:
DECEMBER 21, 2022

Glenn Nutting joins the Curve as Strength & Conditioning Coach after holding the same role with Greensboro in 2022.

Nutting, a native of Livonia, Michigan now resides in Mission Viejo, California, has worked as a Strength and Conditioning Coach in the organization since 2018 where he spent two years in the Dominican Summer League, one season in Pittsburgh (2020) and one season at the team's Pirate City Complex in Bradenton and in the Dominican Republic (2021).

Nutting earned a bachelor's degree in Human Physiology from the University of Oregon in 2013 and a master's degree in Sports Training and Nutrition from Universidad Europea in Madrid, Spain.

PITTSBURGH PIRATES MINOR LEAGUE CHAMPIONSHIPS

YEAR TEAM	CLASS	LEAGUE	YEAR TEAM	CLASS	LEAGUE
1930 Wichita Aviators	A	Western League	1961 Asheville Tourists	A	South Atlantic League
1932 Tulsa Oilers	A	Western League	Hobbs Pirates	D	Sophomore League
1936 Scranton Miners	A	New York-Penn League	1962 Kinston Eagles	B	Carolina League
Jeannette Jays	D	Pennsylvania State Association	1965 Salem Rebels	Rk.	Appalachian League
1937 Savannah Indians	B	South Atlantic League	1969 York Pirates	AA	Eastern League
1938 Portsmouth Pirates	C	Middle Atlantic League	1970 Waterbury Pirates	AA	Eastern League
Carthage Pirates	D	Arkansas-Missouri League	1972 Salem Pirates	A	Carolina League
1939 Carthage Pirates	D	Arkansas-Missouri League	Niagara Falls Pirates	A-	New York-Penn League
1940 Ft. Lauderdale Tarpons	D	Florida East Coast League	1974 Thetford Mines Pirates	AA	Eastern League
1941 Harrisburg Senators	B	Interstate League	Salem Pirates	A	Carolina League
1945 Albany Senators	A	Eastern League	1982 Alexandria Dukes	A	Carolina League
1946 Anniston Rams	B	Southeast League	1987 Harrisburg Senators	AA	Eastern League
Tallassee Indians	D	Georgia-Alabama League	Salem Buccaneers	A	Carolina League
1948 Santa Rosa Pirates	D	Far West League	1990 DSL Pirates	F-Rk.	Dominican Summer League
1949 Indianapolis Indians	AAA	American Association	1995 Carolina Mudcats	AA	Southern League
Waco Pirates	B	Big State League	Augusta GreenJackets	A	South Atlantic League
Davenport Pirates	B	Illinois-Indiana-Iowa League	1997 Lynchburg Hillcats	A+	Carolina League
1950 Modesto Reds	C	California League	2001 Williamsport Crosscutters	A-	New York-Penn League
Hutchinson Elks	C	Western Association	2002 Lynchburg Hillcats	A+	Carolina League
Tallahassee Pirates	D	Georgia-Florida League	Hickory Crawdads	A	South Atlantic League
Mayfield Clothiers	D	Kentucky-Illinois-Tennessee League	2003 Williamsport Crosscutters	A-	New York-Penn League
1952 Denver Bears	A	Western League	San Pedro Pirates	F-Rk.	Dominican Summer League
1953 Hutchinson Elks	C	Western Association	Hickory Crawdads	A	South Atlantic League
1954 Waco Pirates	B	Big State League	2008 VSL Pirates	F-Rk.	Venezuelan Summer League
Brunswick Pirates	D	Georgia-Florida League	2009 Lynchburg Hillcats	A+	Carolina League
Brunswick Pirates	D	Georgia-Florida League	2010 Altoona Curve	AA	Eastern League
1955 Lincoln Chiefs	A	Western League	VSL Pirates	F-Rk.	Venezuelan Summer League
1956 Lincoln Chiefs	A	Western League	2012 GCL Pirates	Rk.	Gulf Coast League
1957 Douglas Copper Kings	C	Arizona-Mexico League	DSL Pirates 1	F-Rk.	Dominican Summer League
1958 Salt Lake City Bees	AAA	Pacific Coast League	2015 West Virginia Black Bears	A-	New York-Penn League
Columbus/Gastonia Pirates	A	South Atlantic League	2016 Bradenton Marauders	A+	Florida State League
Wilson Tobs	B	Carolina League	2017 Altoona Curve	AA	Eastern League
1960 Savannah Pirates	A	South Atlantic League	2021 Bradenton Marauders	A	Low-A Southeast League
1960 Hobbs Pirates	D	Sophomore League			



PERSONAL

HEIGHT/WEIGHT: 5-7/160
BIRTHPLACE: Barranquilla, Columbia
BORN: January 12, 2000
ACQUIRED: Non-Drafted Free Agent (2016)
BATS/THROWS: Right/Right
RESIDES: Barranquilla, Colombia
AGE: 23
SCHOOL: N/A

CAREER HIGHS

HITS: 4 - 8/17/19 (BRS @ PRN)
RUNS: 3 - 8/1/18 (PIR @ PHW)
HOME RUNS: 1, 12x, last - 8/25/22 (GBO vs GVL)
RBI: 4, 2x, last - 8/16/22 (GBO @ ROM)
STOLEN BASES: 3 - 6/29/17 (DSL PIR vs. DSL COOP)
HITTING STREAK: 10 games - 7/18 - 7/31/19

AWARDS & HONORS

2019 Appalachian League Post-Season All-Star
 2023 Caribbean Series All-Star

CAREER HIGHLIGHTS

CAREER TRANSACTIONS: Signed by the Pittsburgh Pirates as a Non-Drafted Free Agent on July 2, 2016...

CURVE CUTS: Francisco Fernando Acuna... Signed with the Pirates for a bonus of \$70,000... Played winter ball in Colombia at age 16 before making his professional debut with the DSL Pirates in 2017... Played in the fall instructional league in 2017 and came stateside for the 2018 campaign where he backed up Ji-Hwan Bae at shortstop for the GCL Pirates...

2022: Spent the entire season with High-A Greensboro, managed by Callix Crabbe... Turned in the best season of his young career with career-highs in hits (54) and home runs (6)... Began the season in a part-time role, appearing in just 6 April games and two games in early-May before hitting the 7-Day IL... Was activated from the IL on May 17... Received more regular playing time beginning on June 3 and picked up a hit in 9-of-10 games with 2 2B, and 3 RBI... Finished the month of June with a .286 average, 3 2B and 5 RBI in 15 games during the calendar month... Raised his season OBP total from .322 to .354 in the month of July by reaching base safely in 40% of his plate appearances during the month... Also went 4-for-5 stealing bases... Picked up at least one hit 14-of-18 games in the month of August including 5 multi-hit games, batted .306/.377/.548 with 6 2B, 3 HR and 10 RBI... Drove in a career-high 4 runs on August 16 at Rome... Was placed on the restricted list on August 26 after testing positive for gw501516, a performance-enhancing substance in violation of the Minor League Drug Prevention and Treatment Program... The 80-game suspension will carry into June of 2023... After the season played 49 games in the Colombian Winter League where he hit .234/.377/.398 with 7 2B, 1 3B, 4 HR, 15 RBI and 4-5 SB... Also made 9 appearances with his native Colombia in the Caribbean Series and was named an All-Star after he batted .353/.450/.441 with 3 2B and 4 RBI...

2021: Split the season between Low-A Bradenton and High-A Greensboro... Began the season with the Grasshoppers and bounced around the infield, appearing at SS, 2B and 3B... Batted just .160 in 31 games to begin the

season... Was transferred to Low-A Bradenton where he worked in a part-time role for the rest of the season... Played 17 games in the month of August and batted .244 with 4 2B, and 9 BB... Aided the Marauders to a Low-A Southeast League Championship... After the season played 24 games with Gigantes del Cibao of the Dominican Winter League where he went 11-for-61 with 2 2B, 4 RBI and drew 3 BB...

2020: Did not play due to the COVID-19 pandemic... Made 3 appearances with his native Colombia in the Caribbean Series and went 0-for-7 with 3 walks and 2 runs scored...

2019: Spent the entire season with Rookie-level Bristol... Was named an Appalachian League All-Star after the season... Finished the season 8th in the league in batting average (.293)... Bounced around the diamond early in the season, but eventually settled in as the team's everyday shortstop... Knocked a career-best 20 doubles which was tied for 1st among Appalachian League players... Had a scorching month of July in which he batted .360/.395/.520 with 9 2B, 1 HR, and 13 RBI... Picked up a career-high 4 hits on August 17 at Princeton and drove in 3 runs... After the season played in 5 games for his native Colombia in the Caribbean Series and went 3-for-18...

2018: Spent the season with the GCL Pirates... Overcame a slow start to the season where he was held without a hit in his first 7 games of the year, went on to bat an even .250 in 14 July games and .318 in 14 games in August... Picked up 6 multi-hit games in August including 4 consecutive games from August 20-24...

2017: Made his professional debut with the DSL Pirates... Finished the season 3rd in the DSL in walks (53)...

CAREER STATISTICS

YR	CLUB	AVG	G	AB	R	H	2B	3B	HR	RBI	BB	SO	SB	OBP	SLG
17	DSL Pirates (Rk.)	.201	58	189	40	38	5	3	2	22	53	41	19	.386	.291
18	GCL Pirates (Rk.)	.230	36	113	22	26	6	0	0	9	10	23	1	.310	.283
19	Bristol (Rk.)	.293	53	181	31	53	20	1	1	30	13	34	9	.362	.431
21	Bradenton (A)	.208	39	101	22	21	7	0	1	9	20	27	0	.382	.307
	Greensboro (A+)	.160	31	100	13	16	5	0	2	9	14	30	6	.282	.270
	2021 Totals (A/A+)	.184	70	201	35	37	12	0	3	18	34	57	6	.335	.289
22	Greensboro (A+)	.271	63	199	34	54	18	0	6	24	20	52	7	.361	.452
	MiLB Totals (5 seasons)	.236	280	883	162	208	61	4	12	103	130	207	42	.355	.354



PERSONAL

HEIGHT/WEIGHT: 5-10/175
BIRTHPLACE: Chula Vista, California
BORN: March 29, 1997
ACQUIRED: 22nd Round (2019)

BATS/THROWS: Right/Right
RESIDES: San Diego, California
AGE: 26
SCHOOL: Washington State

CAREER HIGHS

HITS: 4 - 7/1/21 (GBO @ BG)
RUNS: 3 - 8/24/19 (GCL PIR @ GCL BAL)
HOME RUNS: 2 - 8/2/22 (ALT vs AKR)

RBI: 5 - 6/2/22 (ALT vs BOW)
STOLEN BASES: 2, 5x, last - 7/14/22 (ALT vs RIC)
HITTING STREAK: 11 games - 8/15 - 9/9/21

CAREER HIGHLIGHTS

CAREER TRANSACTIONS: Drafted by the Pittsburgh Pirates in the 22nd round (664th overall) of the 2019 First-Year Player Draft out of Washington State University... Signed on June 13, 2019

CURVE CUTS: Attended San Ysidro HS in San Diego... Cousin Andres Enriques played baseball at San Diego State from 2009-13... Has two younger sisters, Ivanna and Miranda... Appeared for the Mexican National Team in the 2007 Pan-American Games in Venezuela... Earned his bachelor's degree in Social Sciences in 2019...

2022: Earned Altoona's Unsung Hero Award at the end of the season... Led the Eastern League and Pirates Minor Leaguers with 64 walks... Recorded the first 20/20 season in franchise history with 20 HR and 21 SB... Was one of two players in Pittsburgh's system to record a 20/20 season (Matt Gorski)... Was one of four players in Pittsburgh's minor league system to hit 20 home runs (Aaron Shackelford, Endy Rodriguez and Matt Gorski)... Finished the season 10th in the organization with 21 stolen bases... Homered in each of his first two games with the Curve on 4/10 vs. HBG and 4/14 @ RIC... Set a career-high with three walks on 4/15 @ RIC... Hit a walk-off 1B on 4/24 vs. NH to secure a series win... Had an 8G On-Base Streak (4/22 - 5/5): .286/.400/.500 with 3 2B, 1 HR, 4 RBI, 6 BB and 2-2 SB... Homered in 3 straight games from 5/15-18... Made his first career start in the outfield on 5/19 vs. RIC... Drew 3 walks in a game 4 times during the season (4/15, 5/19, 6/23 and 6/26)... Had a nine game hit streak from 5/11 to 5/24 in which he batted: .419/.486/1.000: 1 2B, 1 3B, 5 HR, 7 RBI, 3-3 SB... Set a new career-high with 5 RBI as part of a 3-for-5 day that included a go-ahead 3R HR in the 8th on 6/2 vs. BOW... Became the first Curve player to hit 10 HR on 6/11 at Reading... 20G On-Base Streak (6/29 - 7/24): .214/.368/.429 with 3 2B, 4 HR, 9 RBI, 16 BB, 5-5 SB, streak is the longest by a Curve batter this season and was the longest active streak in EL when it ended... Recorded his 1st career multi-HR game on 8/2 vs AKR... Became the first player in franchise history with 20 HR and 20 SB in a single-season with his 2R HR on 9/4 vs AKR... After the season played 43 games with Caimanes de Barranquilla of the Colombian Winter League where he batted .354/.428/.582 with 11 doubles, 2 triples, seven home runs and drove in 37 runs... Was teammates with fellow Pirates farmhand Adrian Florencio...

2021: Began the season on the 7-Day IL with Greensboro before being transferred to Extended Spring Training... Saw his first game action with the Grasshoppers in July, going 4-for-5 with 2 RBI in his season debut at Bowling

Green... Batted .209 with one home run in his first 50 plate appearances of the season... Batted .333 with a .951 OPS in the month of August, including a 1.137 OPS in home games at First National Bank Field... Picked up four multi-hit games in 12 appearances during the month of August... Had an 11-game hit streak from August 15-September 9 in which he batted .404 with six doubles and four home runs and drove in 10... Finished the regular season batting .281 in 14 September games with four home runs and four doubles... Also made three appearances in mop-up duty on the mound allowing nine runs in 3.1 innings pitched (18.90 ERA)... Batted .278 (5-for-18) with one home run and two runs batted in in the High-A East Championship series against Bowling Green... After the season, played 11 games with Carolina in the Puerto Rican Winter League where he batted .231 with one triple... Was teammates with several Pirates minor leaguers with Gigantes de Carolina, including OF Bligh Madris, INF Ethan Paul, RHP Oliver Garcia and LHP Oddy Nunez...

2020: Did not play as a result of COVID-19 pandemic...

2019: Split the season between the GCL and High-A Greensboro, batting .226 in 43 total games... Joined the GCL Pirates after and made 38 appearances against much younger competition... Started games at 3B, SS and 2B... Filled in for five games late in the season with High-A Greensboro where he went 2-for-14 with two walks and four strikeouts...

COLLEGE: Two-time All-Pac-12 Conference selection, played 156 career games for the Cougars, starting each game at shortstop... Batted .286 with 42 doubles, two home runs and stole 16 bases in his career... As a Senior finished third in the Pac-12 with 131 assists and turned 24 double plays, also led the league with 16 sacrifice bunts... Batted .289 as a Senior with a team-best 13 doubles... Played one season with Trinidad State Junior College where he earned all-region first-team honors as a freshman and batted .395 with 23 doubles...

CAREER STATISTICS

YR	CLUB	AVG	G	AB	R	H	2B	3B	HR	RBI	BB	SO	SB	OBP	SLG
19	Greensboro (A+)	.143	5	14	2	2	0	0	0	0	2	4	0	.250	.143
	GCL Pirates (Rk.)	.235	38	132	15	31	5	2	1	21	15	29	3	.336	.326
	2019 Totals (A+/Rk.)	.224	43	146	17	33	5	2	1	21	17	33	3	.327	.308
21	Greensboro (A+)	.288	39	139	29	40	9	0	6	20	17	38	10	.367	.482
22	Altoona (AA)	.220	110	368	53	81	13	2	20	50	64	123	21	.339	.429
	MLB Totals (3 seasons)	.236	193	653	99	154	27	4	27	91	98	194	34	.342	.414



PERSONAL

HEIGHT/WEIGHT: 6-5/209
BIRTHPLACE: Austin, Texas
BORN: October 5, 1999
ACQUIRED: 2nd Round (2018)

BATS/THROWS: Left/Right
RESIDES: Robinson, TX
AGE: 23 (Turns 24 on October 5)
SCHOOL: Robinson (TX) High School

CAREER HIGHS

IP (START): 6.0, 2x, last - 7/30/19 (WV vs. SI)
IP (RELIEF): N/A
RUNS ALLOWED: 6 - 7/2/19 (WV @AUB)

STRIKEOUTS: 7, 5/20/21 (GBO @ HIC)
WALKS: 3, 7x, last - 7/14/21 (GBO @ ROM)
MOST HITS: 6, 4x, last - 7/21/21(GBO @ GVL)

PROSPECT RANKINGS

2019 *Baseball America* No. 14 / MLB.com No. 14 Pirates Prospect
 2020 *Baseball America* No. 12 / MLB.com No. 14 Pirates Prospect
 2021 *Baseball America* No. 22 / MLB.com No. 22 Pirates Prospect

CAREER HIGHLIGHTS

CAREER TRANSACTIONS: Drafted by the Pittsburgh Pirates in the 2nd round (51st overall) of the 2018 First-Year Player Draft out of Robinson High School in Waco, Texas... Signed on June 22, 2018

CURVE CUTS: Braxton Blake Ashcraft... Signed with the Pirates for a bonus of \$1,825,000... Was committed to play collegiately at Baylor... Was a 2018 Rawlings-Perfect Game second-team All-American and a first-team all-region selection in Texas... Was also 2017 Underclass High Honorable Mention... Was ranked as the 58th best prospect in the draft by *Baseball America*... Attended Robinson HS in Waco, TX... Went 11-1 with 103 strikeouts in 70.1 innings as a senior in 2018 while also hitting .391 with three home runs and 26 RBI... Had 34 touchdown catches as a sophomore in high school and 37 touchdown receptions with 104 catches and 2,090 yards as a junior... Tossed a perfect game for the Under Armour All-American team at Wrigley Field in the summer of 2017...

2022: Did not pitch... Recovering from Tommy John surgery...

2021: Opened the season with High-A Greensboro... Went 1-1 with a 5.35 ERA in 10 starts... Threw two scoreless outings throughout the season, both lasting 3.0 innings... Recorded a 1.65 ERA in his 4 May starts, picking up 17 strikeouts in 16.1 IP and allowed just three runs (all solo HR)... Struck out a career-high seven batters on 5/20 at Hickory... Was placed on the 60-Day IL on July 27... Underwent Tommy John surgery and missed the remainder of the season...

2020: Did not play as a result of the COVID-19 pandemic

2019: Spent the season with Class-A West Virginia... Set a career-high with 11 appearances, going

1-9 with a 5.77 ERA in 38.2 innings... Went at least 4.0 innings in all but one start... Allowed two or more runs in every start... Allowed a career-high six runs on 7/2 at Auburn... Struck out season-high six batters on 7/23 vs. Batavia...

2018: Made five appearances with the GCL Pirates after signing with the team in June... Made professional debut on 7/31, allowing two runs on two hits in 2.0 innings vs. GCL Yankees... Struck out a season-high four batters on 8/20 at GCL Phillies... Topped out at 5.0 innings in his final start of the season vs. GCL Tigers, allowing two runs on four hits...

CAREER STATISTICS

YR	CLUB	W-L	ERA	G	GS	CG	SHO	SV	IP	H	R	ER	HR	BB	SO
18	GCL Pirates (Rk.)	0-1	4.58	5	5	0	0	0	17.2	16	9	9	2	5	12
19	West Virginia (A)	1-9	5.77	11	11	0	0	0	53.0	49	40	34	4	22	39
21	Greensboro (A+)	1-1	5.35	10	10	0	0	0	38.2	35	23	23	8	12	41
22					--DID NOT PLAY - INJURED--										
MiLB Totals (3 seasons)		2-11	5.43	26	26	0	0	0	109.1	100	72	66	14	39	92



PERSONAL

HEIGHT/WEIGHT: 6-4/205
BIRTHPLACE: Charleston, West Virginia
BORN: November 29, 1996
ACQUIRED: 28th Round (2019)

BATS/THROWS: Right/Right
RESIDES: Scott Depot, West Virginia
AGE: 26 (Turns 27 on November 29)
SCHOOL: Wright State

CAREER HIGHS

IP (START): 5.0, 2x, last - 8/23/19 (WV @ AUB)
IP (RELIEF): 4.0, 3x, last 8/5/21 (GBO vs. HIC)
RUNS ALLOWED: 5, 2x, last - 8/17/21 (GBO vs. BG)

STRIKEOUTS: 8, 9/15/21 (GBO @ HV)
WALKS: 3, 6/26/21 (GBO vs. GVL)
MOST HITS: 7, 8/23/19 (WV @ AUB)

CAREER HIGHLIGHTS

CAREER TRANSACTIONS: Drafted by the Pittsburgh Pirates in the 28th round (844th overall) of the 2019 First-Year Player Draft out of Wright State...Signed on June 13, 2019

CURVE CUTS: John Colton Bellomy... Goes by "Bear" because he was born at 12 pounds and eight ounces with a full head of hair... Attended Winfield High School and starred in baseball and basketball where he scored over 1000 career points... Has one brother and three sisters... Was the third of three players from Wichita State University selected in 2019 (Peyton Burdick - 3rd round, Marlins, Seth Gray - 4th round, Twins, and JD Orr - 10th round, Marlins)...

2022: Began the season on Altoona's Opening Day Roster... Pitched 2.0 or more innings in 16 of his 31 appearances during the season... Allowed 2 HR in his team debut on 4/8 vs HBG, struck out 4 in 3.1 IP... Surrendered 3 HR and suffered the loss in lone inning of work on 4/13 @ RIC... Allowed 8 HR in 9.2 IP to begin the season... Placed on Development list on 5/3, activated on 5/12 and fired a scoreless inning on 5/14 vs. Somerset... Had an 11.0 consecutive scoreless inning streak over 5 appearances (5/25-6/19) allowed 5 H, 2 BB, 5 K... Returned from Development List on 5/12 and recorded a 2.20 ERA across 14G: 28.1 IP, 21 H, 5 BB, 20 K, 1 HR allowed... Picked up his first save of the season on 8/19 vs. HBG with a 7-pitch 9th inning in a 6-5 win... Allowed at least one run in six straight appearances to finish the season...

2021: Opened the season in the Greensboro bullpen under Manager Kieran Mattison... Overcame a rough start to the season in which he went 3-1 with a 6.39 ERA in six appearances in the month of May and bounced back with a 1.26 ERA in eight appearances in June... Struck out 23 batters in 13.1 innings in July, but allowed 12 runs... Fired a season-high 4.0 scoreless innings on 8/5 vs Hickory... Struck out a sea-

son-high eight in 3.1 innings pitched on 9/15 at Hudson Valley... Picked up 21 strikeouts in 11.2 innings in the month of September... Made one appearance with Triple-A Indianapolis on 10/3 vs Nashville, allowed one hit in a scoreless inning... Went 2.0+ innings in 20 of his 35 appearances during the season... Finished the season second among Pirates minor league relievers with 85 strikeouts in 68.2 IP behind teammate Austin Roberts who struck out 103 batters in 66.2 IP... After the season made eight appearances with the Peoria Javelinas in the Arizona Fall League going 1-0 with a 3.86 ERA in 11.2 innings pitched...

2020: Did not play as a result of COVID-19 pandemic

2019: Joined rookie-level Bristol after signing with the Pirates and made seven appearances going 0-0 with a 0.00 ERA in 11.0 IP he allowed 11 hits, walked one and struck out 17... Allowed just one unearned run with Bristol and earned two saves... Was promoted to short-season West Virginia on July 18 and finished the season shuttling between the bullpen and rotation... Pitched a 1-2-3 inning in his team debut and struck out one... In five starts, went 1-1 with a 3.68 ERA, allowed 23 hits, walked seven and struck out 15 in 22.0 innings pitched...

COLLEGE: Made 38 appearances, 18 starts in four seasons with Wright State University going 11-5 with a 5.11 ERA in 135.2 IP... Turned in a dominant senior campaign in the starting rotation going 9-3 with a 3.57 ERA, struck out 74 batters and walked just 21 in 95.2 IP, held opponents to a .257 batting average against... Was named Horizon League Pitcher of the Week three times during the course of his senior season... Led the Shockers to their third Horizon League Regular Season Championship in four seasons...



CAREER STATISTICS

YR	CLUB	W-L	ERA	G	GS	CG	SHO	SV	IP	H	R	ER	HR	BB	SO
19	Bristol (Rk.)	0-0	0.00	7	0	0	0	2	11.0	11	1	0	0	1	17
	West Virginia (A-)	1-1	3.86	9	5	0	0	2	30.1	30	14	13	3	10	23
	2019 Totals (Rk./A-)	1-1	2.83	16	5	0	0	4	41.1	41	15	13	3	11	40
21	Greensboro (A+)	9-2	4.57	34	0	0	0	2	67.0	59	36	34	13	17	85
	Indianapolis (AAA)	0-0	0.00	1	0	0	0	0	1.0	1	0	0	0	0	0
	2021 Totals (A+/AAA)	9-2	4.50	35	0	0	0	2	68.0	60	36	34	13	17	85
22	Altoona (AA)	1-2	7.04	31	0	0	0	1	55.0	72	47	43	13	11	44
MLB Totals (3 seasons)		11-5	4.93	82	5	0	0	7	164.1	173	98	90	29	39	169



PERSONAL

HEIGHT/WEIGHT: 6-0/185
BIRTHPLACE: Anaheim, California
BORN: November 1, 1996
ACQUIRED: 31st Round (2019)

BATS/THROWS: Right/Right
RESIDES: Anaheim, California
AGE: 26 (Turns 27 on November 1)
SCHOOL: Baylor

CAREER HIGHS

HITS: 3, 5x, last - 7/16/21 (ALT vs. BNG)
RUNS: 2, 4x, last - 7/17/21 (ALT VS. BNG)
HOME RUNS: 1 - 7/27/21 (ALT vs. HBG)

RBI: 4, 2x, last - 7/14/21 (ALT vs. BNG)
STOLEN BASES: 2 - 7/3/19 (BRS @ KNG)
HITTING STREAK: 8 games - 7/14-7/24/21

AWARDS & HONORS

2021 Altoona Curve Unsung Hero Award Winner
 2021 Manny Sanguillen Teammate-of-the-Year Award Winner

CAREER HIGHLIGHTS

CAREER TRANSACTIONS: Drafted by the Pittsburgh Pirates in the 31th round (934th overall) of the 2019 First-Year Player Draft out of Baylor...Signed June 13, 2019...

CURVE CUTS: Attended Orange Lutheran High School in Anaheim Hills, Calif... Spent the early part of the pandemic working out with fellow professional players in California including former Curve RHP Cody Ponce, C/OF Blake Sabol, and Angels/Dodgers DH Albert Pujols... Is loosely related to Del Bissonette who played for the Brooklyn Robins from 1928-33, batting .305 with 66 HR's in 604 career games, he finished 6th in MLB with 25 HR in 1928, Babe Ruth led the league with 54 homers that season.... Father's side of the family hails from Maine and his uncle ran an Ancestry.com Family Tree in 2020 that seemingly confirmed their relation...

2022: Named to Indianapolis' Opening Day Roster, batted .213/.309/.279 with 8 2B, 15 RBI, 20 BB and 1-1 SB in 44G with Indy across 2 stints... Assigned to Altoona on 7/12... Made 10 appearances and went 5-for-32 with 2 RBI and 3 BB... Transferred to Indy on 8/12 and made 7 appearances... Assigned to Altoona on 8/30... Batted .167 with 1 2B, 3 RBI and 5 BB in 15G...

2021: Earned the Manny Sanguillen Teammate-of-the-Year Award given to the player who best exemplified Sanguillen's passion for the game and building friendships among teammates... Played in 71 games for the Curve and recorded career-highs in runs (28), hits (53), home runs (1) and walks (21)... Made his AA debut on 5/6 vs. Bowie as a pinch-hitter for Oneil Cruz, went 0-for-2... Roped a 2B down the 1B line in the 10th inning on 5/15 @ Binghamton and scored a key insurance run in a 6-5 win in 10 innings... Accounted for the lone run in Altoona's 8-1 loss on 7/8 against Akron with an RBI double... Recorded two clutch hits on 7/14 vs Binghamton as part of a 3-for-5 day at the plate with 4 RBI, matching career-highs in both hits and runs batted in... Recorded 3 straight multi-hit games (7/14 - 7/16), batting 8-14 (.571) with 1 2B, had 3 in first 31 games of season... Had an 8-game hit streak end on 7/25 at Somerset: .438/.486/.469 (14-

for-32) with 1 2B, 5 RBI and 4 BB... Smashed a go-ahead 3-run homer on 7/27 to lead the Curve to a 4-3 win over Harrisburg... Batted a career-best .279/.375/.368 with 3 2B, 1 HR and 9 RBI in the month of July... Recorded a 13-game on-base streak down the stretch of the season batting: .310/.383/.357 with 2 2B, 3 RBI, 5 BB... Played 46 G at 3B, 13 at SS and 12 at 2B... Named the Altoona Curve's 2021 "Unsung Hero" for his underappreciated contributions to the team's success...

2020: Did not play as a result of COVID-19 pandemic

2019: Spent the entire season with Rookie-level Bristol, batting .266 with 13 doubles, two triples and drove in 25 runs in 50 games... Made just one error in 45 appearances at second base...

COLLEGE: Started four years at second base at Baylor with his best season coming as a junior when he batted .269/.374/.440 with 10 doubles, 7 home runs and 39 RBI, and was named All-Big 12 Honorable Mention... Completed his college career with a .264 average in 218 games with the Bears...



CAREER STATISTICS

YR	CLUB	AVG	G	AB	R	H	2B	3B	HR	RBI	BB	SO	SB	OBP	SLG
19	Bristol (Rk.)	.266	50	188	26	50	13	2	0	25	20	28	6	.343	.356
21	Altoona (AA)	.229	71	231	28	53	10	0	1	21	24	51	1	.302	.286
22	Altoona (AA)	.167	15	48	4	8	1	0	0	3	5	7	0	.245	.188
22	Indianapolis (AAA)	.213	44	122	26	26	8	0	0	15	20	33	1	.329	.279
22	Totals (AA/AAA)	.200	59	170	34	9	0	0	0	18	25	40	1	.306	.253
MILB Totals (3 seasons)		.233	180	589	76	137	32	2	1	64	69	119	8	.316	.299

15-HOME RUN SEASONS

1999 Adam Hyzdu (24) Jose Bautista (23)	2015 Stetson Allie (17)	
 Craig Wilson (20) Craig Stansberry (18)	2016 Stetson Allie (16)	
 Garrett Long (18) Tom Evans (15)	 Eric Wood (16)	
 Alex Hernandez (15)	2006 Ray Sadler (15)	2017 Jordan Luplow (16)
2000 Adam Hyzdu (31)	2007 Adam Boeve (17)	 Edwin Espinal (15)
2002 Carlos Rivera (22)	2010 Hector Gimenez (16)	2018 Will Craig (20)
 J.J. Davis (20)	 Matt Hague (15)	 Logan Hill (17)
 Tony Alvarez (15)	2011 Quincy Latimore (15)	2019 Hunter Owen (15)
2004 Ray Sadler (20)	2012 Quincy Latimore (15)	2021 Mason Martin (22)
 Josh Bonifay (19)	2013 Jarek Cunningham (19)	2022 Aaron Shacketford (26)
 Brad Eldred (17)	 Alex Dickerson (17)	 Andres Alvarez (20)
 Ronny Paulino (15)	2014 Stetson Allie (21)		
 Yurendel De Caster (15)	 Willy Garcia (18)		
2005 Josh Bonifay (25)	 Keon Broxton (15)		



PERSONAL

HEIGHT/WEIGHT: 6-0/193
BIRTHPLACE: Northwood, OH
BORN: September 2, 2000
ACQUIRED: 11th Round (2019)

BATS/THROWS: Right/Right
RESIDES: Northwood, OH
AGE: 22 (Turns 23 on September 2)
SCHOOL: Toledo Central Catholic (OH) High School

CAREER HIGHS

HITS: 3, 11x, last - 9/4/22 (GBO vs. WS)
RUNS: 3, 5x, last - 5/21/22 (BRD @ PMB)
HOME RUNS: 2, 4x, last - 7/31/22 (BRD vs. LAK)

RBI: 5 - 4/9/22 (BRD @ DUN)
STOLEN BASES: 2, 6x, last - 6/16/22 (BRD @ FTM)
HITTING STREAK: 12 games, 6/12 - 6/26/22

AWARDS & HONORS

Florida State League Player of the Week - 7/31/2022
 Florida State League Player of the Month - July, 2022

CAREER HIGHLIGHTS

CAREER TRANSACTIONS: Drafted by the Pittsburgh Pirates in the 11th round (334th) overall in the 2019 First Year Player Draft out of Toledo Central Catholic (OH) High School... Signed on June 19, 2019

CURVE CUTS: Jase Callaway Bowen... Signed with the Pirates for a bonus of \$395,000... Was committed to play Baseball and Football at Michigan State University... Was the first player drafted out of Toledo Central Catholic HS (Toledo, OH) since Clayton Stidham in 1982 (36th round, New York Yankees)... Toledo Central Catholic is just a 7 minute drive from Fifth Third Park, home of the Toledo Mud Hens (Detroit Tigers, AAA)... Hosted a video series on his YouTube channel (@jaseBowen32) during 2023 Spring Training documenting his life behind the scenes... Hit .527 as a junior with 11 doubles, six triples, eight home runs and 25 RBI... Won the triple crown in batting in the Three Rivers Athletic Conference in 2019... Was also named the TRAC Player-of-the-Year in 2019 while also being named to the Division-I All-Ohio first-team... Recorded 40-plus hits during each of his four seasons on the Toledo Central Catholic varsity team... Was rated by 247Sports.com as a three-star wide receiver, also appeared at running back, kick/punt returner and punter on the gridiron... Had 24 receptions for 322 yards and two touchdowns as a senior while also rushing for 506 yards and 10 touchdowns... Played for the Kansas City Royals in the East Coast Pro Showcase during the summer of 2018 in Alabama...

(66), he also ranked 2nd in hits (102), 3rd in SLG% (.450), 4th in HR (14) and OPS (.805)... Picked up back-to-back multi-hit games with the Grasshoppers on September 3rd and 4th against Winston-Salem, going 5-for-8 with 1 3B, 1 HR and 2 RBI... Finished the season with a .176 average and 8 extra-base hits in 27 games with Greensboro... After the season played 35 games with the Sydney Blue Sox of the Australian Winter League where he batted .268/.329/.417 with 6 2B, 2 3B, 3 HR and 18 RBI... While with Sydney was teammates with fellow Pirates minor leaguers Dylan Shockley and Ernny Ordenez...

2021: Spent the entire season with Low-A Bradenton where he aided the Marauders to a Low-A Southeast League Championship... Finished the season tied for 5th in the league in HR (14), 6th in RBI (60) and 9th in total bases (136)... Batted an even .300 in the month of August, with 4 2B, 3 HR, 21 RBI and a perfect 6-for-6 stealing bases in 22 games... Combined to go 1-for-5 with a double and a walk in two appearances in the Low-A Southeast Championship Series sweep of Tampa...

2019: Finished tied for fourth in the Gulf Coast League in triples (4)...

2022: Split the season between Low-A Bradenton and High-A Greensboro... Was honored by the Pirates as a member of the Community Commitment Program awarded to Pirates Minor Leaguers who participate most often in community engagements with their minor league affiliates... Set career-highs in games played (125), hits (12), 2B (21), 3B (3), HR (17), RBI (74), SB (25) and BB (43)... Swatted 5 home runs in the first 17 games of his season with Bradenton... Heated up in the month of June, batted .319/.366/.451 with 6 2B, 2 HR and 16 RBI in 25 games... Also went a perfect 11-for-11 in stolen bases during the calendar month... Was named the Florida State League's Player of the Month with a .309 batting average and led the FSL in hits (29), RBI (19), and total bases (52)... Also hit 5 home runs and added 4 doubles and 2 triples... Was promoted to High-A Greensboro on August 9, at the time of his promotion was the Florida State League leader in RBI

CAREER STATISTICS

YR	CLUB	AVG	G	AB	R	H	2B	3B	HR	RBI	BB	SO	SB	OBP	SLG
19	GCL Pirates (Rk.)	.223	36	130	15	29	4	4	0	7	14	35	5	.301	.315
21	Bradenton (A)	.220	103	354	51	78	12	2	14	60	32	111	16	.309	.384
22	Bradenton (A)	.278	98	367	60	102	17	2	14	66	38	110	20	.355	.450
	Greensboro (A+)	.176	27	102	11	18	4	1	3	8	5	35	5	.211	.324
	2022 Totals (A/A+)	.256	125	469	71	120	21	3	17	74	43	145	25	.325	.422
	MLB Totals (3 seasons)	.238	264	953	137	227	37	9	31	141	89	291	46	.316	.393

BRAD CASE • PITCHER



PERSONAL

HEIGHT/WEIGHT: 6-6/235
BIRTHPLACE: Greenwich, Conn.
BORN: September 13, 1996
ACQUIRED: 17th Round (2018)

BATS/THROWS: Right/Right
RESIDES: Winter Park, Fla.
AGE: 25 (Turns 26 on September 13)
SCHOOL: Rollins (Fla.) College

CAREER HIGHS

IP (START): 7.0, 6x, last - 6/23/19 (BRD vs. TAM)
IP (RELIEF): 4.2, 2x, last 6/14/22 (ALT vs. ERIE)
RUNS ALLOWED: 7, 4/21/22 (IND vs. COL)

STRIKEOUTS: 8, 5/18/19 (GBO vs. LWD)
WALKS: 4, 2x, last 5/12/22 (ALT vs. SOM)
MOST HITS: 9, 8/26/18 (BRS vs. ELZ)

AWARDS & HONORS

South Atlantic League Pitcher of the Week (5/12/2019)
 2019 South Atlantic League Mid-Season All-Star

PROSPECT RANKINGS

2020 *Baseball America* "Best Control" in the system

CAREER HIGHLIGHTS

CAREER TRANSACTIONS: Drafted by the Pittsburgh Pirates in the 17th round (504th overall) of the 2018 First-Year Player Draft out of Rollins College

CURVE CUTS: Bradley Spencer Case...Attended Inca Preparatory School (N.Y.)...Played baseball, football and hockey in high school...Named First Team All-State and New York's best private league player in baseball in 2015...Attended the same high school as former Pirates third baseman Colin Moran and Phoenix Suns point guard Ty Jerome...Signed with the Pirates for \$100,000...Tabbed by *Baseball America* as the pitcher with the "Best Control" in the Pirates system before the 2020 season... Host of the MiLB Take Podcast, part of the More Than Baseball Podcast Network, an organization dedicated to aiding minor league players and telling their stories...

2022: Split the season between Triple-A Indianapolis and Double-A Altoona... Struck out 58 batters in relief, most by a Curve reliever... Tossed 2.0+ IP in 16-of-30 outings with Altoona... Began the season on the Opening Day Roster for Indianapolis, went 1-1 with a 9.35 ERA (9 ER / 8.2 IP) in 6 appearances... Allowed 7 of 9 runs with the Indians on 4/21 in 1.1 IP vs. Columbus... Assigned to Altoona on 5/3... Pitched 3.0 scoreless innings with 5 K's and picked up his first save to finish a bullpen day win over HBG on 5/27... Fired a career-long relief outing of 4.2 IP (4 H, 1 R, 2 BB, 2 K) on 6/3 vs. BOW... Delivered 4.2 scoreless innings in relief on 6/14 vs Erie (1 H, 1 BB, 3 K)... Had a team-best 1.06 ERA (2 ER / 17.0 IP) across 6 outings in June... Had a great run from 5/21 - 7/2 (10G): 0-0, 1 SV, 1.07 ERA (3 ER / 25.1 IP), 18 H, 5 BB, 24 K... Set down 9 straight batters and picked up the win on 7/16 vs RIC... Matched his season-high with 5 K's across 2.2 scoreless IP on 9/7 @ Erie...

2021: Spent the entire season working out of the Altoona bullpen, his first season as a professional working as a reliever... Made his team debut on 5/7 vs Bowie... Assigned to complex on 5/8, assigned to ALT on 5/15... Threw a season-high 3.1 innings on 6/4 at Richmond, retired seven straight batters to start the outing, struck out 3... Made a spot start on 7/4 at Hartford, allowed 2 HR in the first inning and settled in to fire 4.0 innings after that (7 H, 3 R, 1 BB, 2 K on 66 pitches, 42 strikes)... Delivered a brilliant spot start in the second game of the doubleheader on 8/6 at Akron, Allowed a leadoff HR to Will Benson, then retired 15-of-17 including 13 straight to finish his outing of 5.0 IP, 2 H, 1 R, 1 BB, 5 K on 66 pitches...

2020: Did not play as a result of COVID-19 pandemic

2019: Split the season between Single-A West Virginia Power and A-Adv. Bradenton... Opened with Greensboro and allowed one run over 5.2 innings in season debut on 4/7 vs. HAG... Tossed six scoreless innings with seven strikeouts on 4/13 @ CSC... Yielded just one hit and no runs in six innings on 4/24 @ LEX... Named South Atlantic League Pitcher of the Week for the period from 5/6-5/12 after pitching seven scoreless innings and allowing just one hit on 5/11 @ LWD... Struck out a career-high eight in seven scoreless innings vs. LWD on 5/18... Earned the win in six straight starts from 4/24-5/23, pitching to a 2.08 ERA (9 ER/39 IP)... Completed seven innings in three straight starts from 5/5-5/18 with two runs allowed and 23 strikeouts... Held opponent to one hit over seven scoreless frames on 5/11 @ LWD... Set career-best with eight strikeouts in seven shutout innings on 5/18 vs. LWD... Went 51 innings without walking a batter between 4/18-6/3... Named a South Atlantic League Mid-Season All-Star but did not pitch in the game due to promotion to A-Adv. Bradenton... Promoted to A-Adv. Bradenton on 6/8... Led the South Atlantic League with seven wins and a 0.77 WHIP at the time of promotion and ranked second with a 2.45 ERA and batting average against (.195)... Made A-Adv. debut on 6/9 @ DUN and allowed three earned runs, four total, in four innings... Tossed seven innings and yielded one run on 6/23 vs. TAM... Allowed just one hit in six scoreless innings on 7/5 vs. FLO... Had back-to-back starts allowing career-high five earned runs on 7/12 and 7/19... Did not allow an earned run in five innings in final outing of the season on 8/26 vs. PMB... Totaled 12 quality starts combined over both levels... Finished the year second in the Pirates' organization in BB/9 (1.64)... Rated best control in the Pirates' organization after the season by *Baseball America*

2018: Pitched at three different levels during the season... Opened the year with the GCL Pirates... Picked up the winning decision in professional debut on 6/22 @ GCL Phillies East after pitching three innings out of the bullpen with three runs, two earned, allowed... Allowed one run or fewer and pitched at least five innings in final three starts with GCL Pirates from 8/1-8/14... Promoted to Rookie-level Bristol on 8/16... Pitched 5.2 scoreless innings in first of two starts with Bristol... Promoted to short-season West Virginia Black Bears on 8/27... Tossed five innings and allowed two runs, one earned, in only start with the Black Bears on 8/31 @ SC

COLLEGE: Pitched three seasons at Division II Rollins (Fl.) College... First player selected by the Pirates out of Rollins College since Eric Bolling in 1984... Went 13-15 with a 4.19 ERA in 236 career innings... Posted a 3.46 ERA in 96.1 innings in 2018... Named Second Team ABCA All-South Region and First Team All-SSC in 2017 after going 5-5 with a 3.57 ERA in 14 starts... Made one appearance for the Wareham Gateman of the Cape Cod Baseball League and seven appearances for the New Bedford Bay Sox of the New England Collegiate Baseball League during the summer of 2017



CAREER STATISTICS

YR	CLUB	W-L	ERA	G	GS	CG	SHO	SV	IP	H	R	ER	HR	BB	SO
18	GCL Pirates (Rk.)	3-0	3.38	8	6	0	0	0	40.0	42	16	15	3	4	33
	Bristol (Rk.)	1-1	3.72	2	2	0	0	0	9.2	10	5	4	0	4	5
	West Virginia (A-)	1-0	1.8	1	1	0	0	0	5.0	3	2	1	0	1	2
19	2018 Totals (Rk./A-)	5-1	3.29	11	9	0	0	0	54.2	55	23	20	3	9	40
	Greensboro (A)	7-1	2.45	11	11	0	0	0	66.0	48	20	18	6	3	50
	Bradenton (A+)	5-5	4.29	13	13	0	0	0	71.1	74	37	34	11	22	58
	2019 Totals (A/A+)	12-6	3.41	24	24	0	0	0	137.1	122	57	52	17	25	108
21	Altoona (AA)	2-3	5.24	28	2	0	0	0	67.0	80	41	39	13	21	57
22	Altoona (AA)	1-3	3.92	30	0	0	0	1	62.0	59	35	27	7	25	65
	Indianapolis (AAA)	1-1	9.35	6	0	0	0	0	8.2	18	9	9	0	3	7
	2022 Totals (AA/AAA)	2-4	4.58	36	0	0	0	1	70.2	77	44	36	7	25	65
MiLB Totals (4 seasons)		21-14	4.01	99	35	0	0	1	329.2	334	165	147	40	80	270



PERSONAL

HEIGHT/WEIGHT: 6-0/200
BIRTHPLACE: Hermosillo, Sonora, Mexico
BORN: January 26, 1999
ACQUIRED: Trade - SD (2021)

BATS/THROWS: Left/Left
RESIDES:
AGE: 24
SCHOOL: N/A

CAREER HIGHS

IP (START): 6.0, 5x, last - 8/10/21 (ALT @ ERI)
IP (RELIEF): 4.0 - 4/15/22 (ALT @ RIC)
RUNS ALLOWED: 6, 2x, last - 8/21/21 (ALT vs. SOM)

STRIKEOUTS: 10, 4x, last 5/15/21 (GBO vs. ROM)
WALKS: 5, 3x, last 5/8/21 (GBO vs. HIC)
MOST HITS: 10, 8/21/21 (ALT vs. SOM)

AWARDS & HONORS

2021 MLB.com Pittsburgh Organization All-Star

PROSPECT RANKINGS

2021: MLB.com No. 17 Padres Prospect / *Baseball America* No. 23 Padres Prospect

CAREER HIGHLIGHTS

CAREER TRANSACTIONS: Signed with the San Diego Padres as an International Free Agent on July 3, 2017...Traded from the San Diego Padres to the Pittsburgh Pirates on January 19, 2021 in a three-team deal that sent RHP Joe Musgrove to San Diego, LHP Joey Lucchesi to the New York Mets, and RHP David Bednar, OF Hudson Head, RHP Drake Fellows, C Endy Rodriguez along with Cruz to Pittsburgh.

CURVE CUTS: Omar Alejandro Cruz...Was rated by MLB Pipeline as San Diego's 17th-best prospect at the time he was acquired by the Pirates...Entered the 2021 season rated as Pittsburgh's 20th-best prospect according to MLB Pipeline... 43 of 44 career professional appearances have been starts... Began using his unique toe tap mechanics after his first start in Greensboro upon suggestion from Grasshoppers Pitching Coach Matt Ford, struck out 10 in 4.0 no-hit innings in his first start after the adjustment...

2022: Split the between the Curve rotation and bullpen... As a starter: 1-2, 7.06 ERA in 5 appearances, as a reliever: 2-1, 3.95 ERA in 18 appearances... Picked up 50 K's in 41.0 IP as a reliever... Threw 10.0 consecutive scoreless innings across his last 3 relief outings: 4 H (.125 BAA), 5 BB, 16 K before move to rotation on 4/30 at Akron... Allowed 4 runs in 4-of-5 starts when shifted into rotation... Shifted back into piggy-back role on 5/29 working behind an opener... Placed on 7-Day IL on 6/30 (Elbow)... Activated on 8/27 and tossed 2.0 innings allowing 1 run on 8/28... Had a 2.70 ERA (3 ER / 10.0 IP) across 5 September outings...

2021: In his first season in the Pirates minor league system, finished the season with the most strikeouts by a LHP in the Pirates minor league system with 98, 9th-most by a Pirates minor leaguer... Made seven starts for High-A Greensboro, earning a 3-3 record with a 3.45 ERA...Gave up a season-high four runs on May 8 vs. Hickory in season opener...Matched a career high 10 strikeouts on May 15 vs Rome in a no-decision... Earned his first win of the season on June 5 in a 5.0 inning, seven-strikeout performance vs. Winston-Salem... Matched a career long 6.0 IP at Winston-Salem on June 18, allowing two hits in the win...Made his Double-A debut on 6/25 against Harrisburg filling in for RHP Osvaldo Bido who was pitching for the Dominican Republic at the WBSC Olympic qualifier... Started game two of the doubleheader on 7/3 at Hartford and left after surrendering an RBI single to Taylor Snyder in the 5th inning to make it 2-1, Hartford... Walked back-to-back men in his final inning on 7/10 vs Akron, allowed at least one baserunner in all but the second inning...Overcame two first inning runs to finish 5.0 innings and strike out 8 to earn his first win at Double-A on 7/17 vs Binghamton... Suffered his sec-

ond loss with Altoona on 7/23 at Somerset, left the game with the bases loaded and one out in the fifth inning before Cam Altdred induced an inning-ending double play to secure the inning... Retired 15 straight batters on just 47 pitches to begin his start on 7/29 vs Harrisburg before allowing six straight hits to open the sixth inning, left after allowing five runs on seven hits in eight batters faced... Matched his career-high with 6.0 innings on 8/4 at Akron, Curve rallied for 6 runs across the 7th and 9th inning to secure an 8-5 win... Retired 18-of-19 batters to finish his start on 8/10 at Erie, earned his second win and matched his career-high with 6.0 innings... Allowed a career-high 6 runs on a career-high 10 hits in 5.0 innings against Somerset on 8/21, surrendered back-to-back home runs to Mickey Gasper and Matt Pita in the fourth inning... Recorded 4 strikeouts across his first 2 innings on 8/27 against Richmond, finished with 5.0 scoreless innings before bullpen allowed 6 runs over the final 3 innings of the game...

2020: Did not play as a result of COVID-19 pandemic

2019: Split the season between short-season Tri-City and single-A Fort Wayne in the Padres Organization...threw 56.0 innings in 12 starts...Allowed a career high nine hits vs Peoria on July 19

2018: Split the season between Arizona Rookie League and Short-Season A in the Padres organization...Made 11 appearances with 10 starts...Allowed a career high six runs vs the AZL Angels on July 7



CAREER STATISTICS

YR	CLUB	W-L	ERA	G	GS	CG	SHO	SV	IP	H	R	ER	HR	BB	SO
18	AZL Padres (Rk.)	0-1	1.80	5	5	0	0	0	20.0	18	8	4	0	6	30
	Tri-City (A Short)	1-0	2.01	6	5	0	0	0	22.1	16	5	5	0	16	29
	2018 Totals (Rk./A Short)	1-1	1.91	11	10	0	0	0	42.1	34	13	9	0	22	59
19	Tri-City (A Short)	0-1	2.57	2	2	0	0	0	7.0	4	3	2	0	6	14
	Fort Wayne (A Full)	2-2	2.76	10	10	0	0	0	49.0	42	18	15	1	13	62
	2019 Totals (A Short/A Full)	2-3	2.73	12	12	0	0	0	56.0	46	21	17	1	19	76
21	Greensboro	3-3	3.45	7	7	0	0	0	28.2	17	13	11	4	14	38
	Altoona (AA)	3-4	3.44	14	14	0	0	0	70.2	70	32	27	6	22	60
	2021 Totals (A/AA)	6-7	3.44	21	21	0	0	0	99.1	87	45	38	10	36	98
22	Altoona (AA)	3-3	5.03	23	5	0	0	0	62.2	61	36	35	9	28	69
MiLB Totals (4 seasons)		12-14	3.42	67	48	0	0	0	260.1	228	115	99	20	105	302

HENRY DAVIS • CATCHER

Curve



PERSONAL

HEIGHT/WEIGHT: 6-2/210
BIRTHPLACE: Bedford, New York
BORN: September 21, 1999
ACQUIRED: 1st Round (2021)

BATS/THROWS: Right/Right
RESIDES: Bedford, New York
AGE: 23 (Turns 24 on September 21)
SCHOOL: Louisville

CAREER HIGHS

HITS: 3, 2x, last - 5/5/22 (GBO vs. ASH)
RUNS: 3 - 2x, 4/23/22 (GBO vs. ABD)
HOME RUNS: 1, several times

RBI: 4 - 5/5/22 (GBO vs. ASH)
STOLEN BASES: 2 - 5/3/22 (GBO vs. ASH)
HITTING STREAK: 5, 4x, last - 6/24-29/22

PROSPECT RANKINGS

2022: *Baseball America* No. 41 Overall Prospect / No. 2 Pirates Prospect
 2023: *Baseball America* No. 73 Overall Prospect / No. 3 Pirates Prospect
 MLB.com No. 57 Overall Prospect / No. 3 Pirates Prospect

CAREER HIGHLIGHTS

CAREER TRANSACTIONS: Drafted by the Pittsburgh Pirates in the 1st round (1st overall) of the 2021 First-Year Player Draft out of Louisville...Signed on July 18, 2021

CURVE CUTS: Henry Davis... Became the seventh catcher selected first overall in the draft, joining Adley Rutschman (2019), Joe Mauer (2001), B.J. Surhoff (1985), Danny Goodwin (1975 and 1971), Mike Ivie (1970) and Steve Chilcott (1960)... Became just the fourth #1 overall draft choice to suit up for the Curve joining RHP Kris Benson (1996 / 2002 rehab with Curve), RHP Bryan Bullington (2002 / 2004 with Curve) and RHP Gerrit Cole (2011 / 2012 with Curve)... Signed with the Pirates on July 18, 2021 for \$6.5 million dollars, approximately \$2 million below the accompanying slot value of \$8.4153 million to allow the team to sign other players in the 2021 draft class... Ranked as one of the top prospects in the 2021 draft: No. 2 at *Fangraphs* and *The Athletic*, #4 at *Baseball America* and ESPN and No. 5 at MLB.com... Parents are Christopher and Andrea Davis, has two sisters Olivia and Morgan... Lists his favorite movie as *The Pursuit of Happiness*, his favorite athlete as Derek Jeter and his favorite team as the New York Yankees... Played at Fox Lane High School and was ranked as the No. 5 prospect in the state of New York as a senior by *Perfect Game*... Is the second player to reach the professional baseball ranks from Fox Lane High School, joining outfielder Darin Mastroianni who played ten seasons in the Blue Jays, Twins Phillies, Nationals and Rangers organization, totaled 136 major league appearances across five seasons with the Blue Jays and Twins...

2022: Set Altoona's franchise record for HR in a season at home with his 2R HR on 9/13 vs Reading... Was hit by a pitch 20 times in 59G, 1 of 18 players in MiLB to be hit by a pitch 20 times, all others played at least 89 games with 14-of-18 playing at least 100G... Played in 22G w/ Greensboro to start the year: .341/.450/.585/1.035 with 3 2B, 2 3B, 5 HR, 22 RBI... At time of promotion on 5/10 ranked 1st in SAL in HBP (9), 2nd in BA (.341), 2nd in OPS (1.035), 3rd in SLG% (.585), T-3rd in RBI (22), 4th in OBP (.450), T-5th in Hits (28)... Rocked a go-ahead 2-run homer in his Curve debut on 5/10... Placed on 7-day IL on 5/18 (left wrist), activated on 6/10... While on Rehab with Bradenton, caught a combined no-hitter thrown on 6/9 vs Clearwater by Quinn Priester, Anthony Solometo, Jake Sullivan and Yunior Thibo... Collected 3 straight multi-hit games 6/24-26 at NH: 6-for-12, 3 2B, 1 HR, 5 RBI, 2 BB (3-for-35 in 10G w/ ALT prior to that stretch)... Named to the NL roster for the Sirius/XM Futures Game, 21st player in franchise history, 1st PIT C since Elias Diaz in 2015... Placed on 7-Day IL on 7/8 (left wrist)... Activated on 8/30 after a 4G rehab with Bradenton where he went 3-for-9 with 1 HR and

2 RBI... Changed number from #12 to #24 upon return... Drew a career-high 3 walks on 9/1 vs. AKR... After the season played 17 games with Surprise of the Arizona Fall League where he batted .260 with a .435 on-base percentage, six doubles, one home run and six runs batted in...

2021: Joined the FCL Pirates on August 3 and made his professional debut going 2-for-4 with a double, a home run and three runs batted in... Went 1-for-3 with an RBI double in his second game before earning a promotion to High-A Greensboro on August 12... Went 1-for-3 with a walk in his debut with the Grasshoppers... Played six games with Greensboro before suffering a strained oblique that ended his season...

COLLEGE: Earned an arm full of accolades in his junior season at Louisville including First Team All-America Selections by Baseball America and ABCA... Was a finalist for the Buster Posey Award given to the nation's best catcher... Was also a semifinalist for the Dick Howser Trophy, given to the nation's best collegiate player, and the Golden Spikes Award, which is bestowed annually to the best amateur baseball player in the US... Led the Cardinals with a .340 batting average and recorded career-highs in home runs (15) and RBIs (48)... Led the ACC in on-base percentage and ranked in the top ten in the league in batting average, hits, home runs, RBIs, total bases and slugging percentage... Led Louisville to an ACC Championship Game appearance...



CAREER STATISTICS

YR	CLUB	AVG	G	AB	R	H	2B	3B	HR	RBI	BB	SO	SB	OBP	SLG
21	GCL Pirates Black (Rk.)	.429	2	7	1	3	2	0	1	4	0	2	0	.429	1.143
	Greensboro (A+)	.263	6	19	6	5	0	1	2	3	4	8	1	.375	.684
	2021 Totals (Rk./A+)	.308	8	26	7	8	2	1	3	7	4	10	1	.387	.808
22	FCL Pirates (Rk.)	.000	1	3	0	0	0	0	0	0	0	1	0	.250	.000
	Bradenton (A-)	.364	5	26	7	8	1	0	1	2	1	2	0	.467	.727
	Greensboro (A+)	.341	22	82	18	28	3	1	5	22	8	18	5	.450	.585
	Altoona (AA)	.207	31	116	19	24	8	0	4	18	12	30	3	.324	.379
2022 Totals (4 teams)		.264	59	212	39	56	12	1	10	42	21	51	9	.380	.472
MiLB Totals (2 seasons)		.269	68	238	46	64	14	2	13	49	25	61	10	.381	.508



PERSONAL

HEIGHT/WEIGHT: 6-1/216
BIRTHPLACE: West Springfield, MA
BORN: August 9, 1998
ACQUIRED: Non-Drafted Free-Agent - 2021

BATS/THROWS: Right/Left
RESIDES: West Springfield, MA
AGE: 24 (Turns 25 on August 9)
SCHOOL: Hartford (CT) University

CAREER HIGHS

IP (START): 3.1 - 7/31/22 (ALT @ BOW)
IP (RELIEF): 4.0, 2x, last - 7/15/22 (ALT vs. RIC)
RUNS ALLOWED: 6 - 8/22/21 (BRD vs. CLR)

STRIKEOUTS: 6, 3x, last - 7/15/22 (ALT vs. RIC)
WALKS: 2, 4x, last - 6/26/22 (ALT @ NH)
MOST HITS: 5 - 4/21/22 (BRD @ DBT)

PROSPECT RANKINGS

2023 *Baseball America* "Best Control" in the Pirates System

CAREER HIGHLIGHTS

CAREER TRANSACTIONS: Signed by the Pittsburgh Pirates as a Non-Drafted Free Agent on July 20, 2021...

CURVE CUTS: Nicholas Joseph Dombowski... Signed as a UDFA on 7/20/21... Resides in West Springfield, MA... Grew up a Boston Red Sox fan and patterned his game after ace Josh Beckett as a kid... Had an additional year of eligibility remaining after his four-year career at the University of Hartford and was planning to attend Texas A&M for his final season of collegiate baseball until he signed with the Pirates... Graduated with a degree in Finance and a minor in Risk Management from the Barney School of Business... Developed a relationship with fellow Pirates farmhand Justin Meis with Bradenton at the beginning of the 2022 season and helped Meis improve his change-up, while Meis aided the development of Dombowski's slider (Rob Biertempfel, *The Athletic*)... Tossed a 9-inning no-hitter for the University of Hartford just hours after the University announced their decision to transition from Division I to Division III in May of 2021...

2023: Entered the season rated by *Baseball America* as having the "Best Control" in the Pirates minor league system...

2022: Split the campaign between three affiliates, spending the majority of the season with Altoona... His 86 strikeouts ranked 3rd-most among Pirates minor league relievers (Travis MacGregor - ALT/IND, Ricky DeVito - GBO)... Named to Bradenton's Opening Day Roster... Went 1-0, with a 1.69 ERA (2 ER / 10.2 IP) in 4 appearances to start the season... Picked up 19 strikeouts in 10.2 IP with just 7 H and 2 BB... Promoted to Greensboro on April 29... Went 1-0 with a 1.76 ERA (3 ER / 15.1 IP) in 10 games with Greensboro... Struck out 22 batters with just six walks in 15.1 IP in GBO... Started first career game on 5/21 vs Bowling Green, allowed two runs on one hit in 3.0 IP... Promoted to Altoona on 6/7... Went a career-long 4.0 innings on 6/17 vs Erie (3 H, 1 R, 1 BB, 5 K) on 66 pitches and picked up the save... Matched his career-long outing again on 7/15 vs Richmond (3 H, 2 R (2 HR), 0 BB, 6 K)... Went 3.1 IP (4 H, 1 R, 4 K) in a spot start at BOW on 7/31... Allowed runs in just two of six appearances in the month of August recording a 1-0 record with a 2.38 ERA (3 ER / 11.1 IP) with ten strikeouts... Pitched more than 1.0 inning in 14-of-22 outings with Altoona... Held left-handed batters to a .182 batting average (10-for-55, 1 2B, 1 3B) and .486 OPS with the Curve...

2021: Went 1-0 with a 3.86 ERA (8ER / 18.2 IP) in 11G with Bradenton... Struck out 23 batters in 18.2 IP... Closed year on a 10-inning scoreless streak over 6G with 13K, aiding the Mauraders to a Low-A East Championship...

COLLEGE: Went 4-3 with a 3.13 ERA (60.1ip/21er) and 72 strikeouts in 10 starts as a junior in 2021 with the University of Hartford... Posted an America East Conference-best 0.90 ERA (20.0ip/2er) during the shortened 2020 season... Was the first pitcher in America East history to earn Pitcher- and Rookie-of-the-Year honors in the same season in 2018... Took home Collegiate Baseball Freshman All-American accolades in 2018...



CAREER STATISTICS

YR	CLUB	W-L	ERA	G	GS	CG	SHO	SV	IP	H	R	ER	HR	BB	SO
21	Bradenton (A)	1-0	3.86	11	0	0	0	2	18.2	13	8	3	6	23	
22	Bradenton (A)	1-0	1.69	4	0	0	0	0	10.2	7	2	2	1	2	
	Greensboro (A+)	1-0	1.76	10	1	0	0	0	15.1	10	4	3	1	6	
	Altoona (AA)	3-1	3.92	22	1	0	0	1	41.1	38	26	18	5	11	
	2022 Totals (A/A+/AA)	5-1	3.07	36	2	0	0	1	67.1	55	32	23	7	19	
	MLB Totals (2 seasons)	6-1	3.24	47	2	0	0	3	86.0	68	40	31	10	25	



PERSONAL

HEIGHT/WEIGHT: 5-9/194
BIRTHPLACE: Maracaibo, Venezuela
BORN: April 13, 2000
ACQUIRED: Triple-A Rule V - 2020 (CIN)

BATS/THROWS: Right/Right
RESIDES: Maracaibo, Venezuela
AGE: 22 (Turns 23 on April 13)
SCHOOL: N/A

CAREER HIGHS

HITS: 4 - 7/3/17 (DSL CIN vs. DSL SD)
RUNS: 3, 2x, last - 8/8/18 (GRN @ BLU)
HOME RUNS: 1, 3x, last - 8/31/21 (PIRG @ BRA)

RBI: 4 - 8/31/21 (PIRG @ BRA)
STOLEN BASES: 1, 10x, last - 8/25/22 (GBO @ GVL)
HITTING STREAK: 14 games, 7/26 - 8/10/18

AWARDS & HONORS

FCL Player of the Week - 7/4/2021

CAREER HIGHLIGHTS

CAREER TRANSACTIONS: Signed to a minor league contract by the Cincinnati Reds on July 7, 2016... Selected by the Pittsburgh Pirates in the Triple-A phase of the Rule V Draft on December 10, 2020...

CURVE CUTS: Claudio Benito Finol... Became the first player born after the year 2000 to play in a game for the Curve in 2021... Has made appearances at all four infield positions, behind the plate and on the mound in his professional career... Served as Altoona's Emergency Catcher during the 2022 season...

2022: Made 5 appearances with High-A Greensboro and went 2-for-14 with 1 3B and 4 K's... Was placed on Greensboro's Development List on 5/17... Activated and transferred to Altoona on May 25 after the Curve had to place 2 players on the Suspended List (Lolo Sanchez and Luis Ortiz)... Went 0-for-2 in his first game with Altoona on 5/28 at Harrisburg... Picked up his first hit and a walk in G2 of the DH on 6/8 @ REA... Transferred to GBO on 6/10 and went 2-for-12 with 1 2B and 1 BB in 4G, transferred to ALT on 6/25... Drew a bases loaded walk on 7/10 at Akron, his first RBI of the season with Altoona... Transferred to GBO on 8/9... Played 9G with Altoona going 1-for-23 (.091) with 1 RBI, 3 BB and 6 K...

2021: Totaled 34G with FCL, Low-A, High-A and Double-A, batting .217/.311/.337 with 6 2B, 1 3B, 1 HR, 12 RBI, 2-3 SB... Made his Double-A debut as a pinch-runner in the first game of the doubleheader on 7/9 against Akron and scored the go-ahead run... Became the first player born in the year 2000 or later to suit up for the Curve... Made his first start in game two of the doubleheader and went 0-for-2 with 2 strikeouts... Transferred to High-A Greensboro on July 18 and finished the season with them...



CAREER STATISTICS

YR	CLUB	AVG	G	AB	R	H	2B	3B	HR	RBI	BB	SO	SB	OBP	SLG
17	DSL Reds (Rk.)	.300	58	200	35	60	10	4	1	21	23	19	6	.380	.405
18	Greenville (Rk.)	.294	49	177	26	52	7	0	0	16	9	32	1	.330	.333
19	Billings (Rk.)	.226	8	31	2	7	1	1	0	4	0	4	0	.212	.323
	Dayton (A)	.218	53	179	17	39	5	4	1	14	13	33	0	.286	.307
	2019 Totals (Rk./A)	.219	61	210	19	46	6	5	1	18	13	37	0	.275	.310
21	FCL Pirates Gold (Rk.)	.276	21	58	7	16	6	1	1	10	5	16	1	.348	.466
	Bradenton (A)	.176	6	17	2	3	0	0	0	1	2	2	1	.300	.176
	Greensboro (A+)	.067	5	15	2	1	0	0	0	1	3	6	0	.222	.067
	Altoona (AA)	.000	2	2	1	0	0	0	0	0	0	2	0	.000	.000
	2021 Totals (Rk./A/A+/AA)	.217	34	92	12	20	6	1	1	12	10	26	2	.311	.337
22	Greensboro (A+)	.196	18	51	5	10	2	1	0	0	2	9	1	.241	.275
	Altoona (AA)	.043	9	23	1	1	0	0	0	1	3	6	0	.154	.043
	2022 Totals (A+/AA)	.149	27	74	6	11	2	1	0	1	5	15	1	.213	.203
	MiLB Totals (5 seasons)	.251	229	753	98	189	31	11	3	68	60	129	10	.315	.333



PERSONAL

HEIGHT/WEIGHT: 6-5/222
BIRTHPLACE: Barranquilla, Colombia
BORN: May 9, 2000
ACQUIRED: International Free-Agent (2016)

BATS/THROWS: Right/Right
RESIDES: Barranquilla, Colombia
AGE: 22 (Turns 23 on May 9)
SCHOOL: N/A

CAREER HIGHS

IP (START): 7.0 - 6/9/21 (BRD vs. DBT)
IP (RELIEF): 5.0 - 6/26/21 (BRD vs. PMB)
RUNS ALLOWED: 6, 3x, last - 8/18/21 (GBO vs. BG)

STRIKEOUTS: 10 - 6/2/21 (BRD @ DUN)
WALKS: 6 - 8/1/17 (DSL Pir vs. DSL RGR)
MOST HITS: 10, 8/31/21 (GBO vs. HV)

CAREER HIGHLIGHTS

CAREER TRANSACTIONS: Signed by the Pittsburgh Pirates as an international free agent on July 2, 2016

CURVE CUTS: Santiago Jesus Florez... Signed for \$150,000 as an International Free Agent after he was clocked at 92 mph as a 16-year-old... Credits former major league shortstop and fellow Colombian Edgar Renteria with helping him along in his career... Names Jacob deGrom as his favorite current player, inspired by his mound presence... Hometown of Barranquilla is a major port city in the northern region of Colombia, near the Caribbean Sea and along the Magdalena River... City has a population of 1.2 million and is known as "The Golden Gate of Colombia"... In 1919, Barranquilla became home to South America's first-ever airport, Ernesto Cortissoz International Airport... Barranquilla is the hometown of Edgar Renteria, as well as singer Shakira and actress Sofia Vergara...

2022: Spent the season between the rotation and bullpen for High-A Greensboro... Began the season in the rotation and made four turns for the Grasshoppers, allowing 14 runs in 11.0 innings... Shifted to the bullpen in May and recorded a 3.65 ERA in 12.1 innings for the calendar month... Went 2-2 with a 4.91 ERA in 27 relief appearances with 50 strikeouts in 51.1 innings pitched...

2021: Split the season between Low-A Bradenton and High-A Greensboro totaling an 8-5 record with a 4.14 ERA... Began the season with low-A Bradenton and turned in dominant work in their starting rotation... Struck out six or more batters in each of his first four starts of the year... Led the Low-A Southeast in ERA in the month of June with a 1.13 mark, also recorded 29 strikeouts in 24.0 innings... Struck out a career-high 10 batters on June 2 at Dunedin... At the time of his promotion to High-A Greensboro on July 13, ranked first in the Low-A Southeast in ERA (1.37), third in wins (5), third in strikeouts (76), tied-for-first in complete games (2), innings pitched (52.2), batting average against (.165) and WHIP (0.85)... Made 11 appearances, nine starts, with Greensboro and went 3-3 with a 7.53 ERA to finish off the season... Turned in his best start with the Grasshoppers on August 4 against Hickory, allowing one unearned run, two hits and one walk, in 5.0 innings with seven strikeouts... Struck out seven and picked up the win on August 25 at Asheville... Did not appear in the High-A East Championship series against Bowling Green...

2020: Did not play as a result of COVID-19 pandemic

2019: Began the season in Extended Spring Training before joining the Rookie-level Bristol Pirates and made ten turns in their starting rotation... Went 2-2 with a 3.46 ERA with one rain-shortened complete game... Made his team debut on June 23 and delivered 5.0 scoreless innings with three strikeouts... Held opponents to three runs or less in all but one start... Matched his career-high with seven strikeouts in 6.0 scoreless innings on August 20 at Bluefield... Finished the season tied for the Appalachian League lead in complete games (1) and shutouts (1)...

2018: Came stateside and began the season in Extended Spring Training before joining the GCL Pirates for ten starts... Held opponents to a .230 batting average against, good for fourth best among starting pitchers in the GCL... Improved his walk rate (6.4 BB/9 to 4.8/9) and strikeout rate (5.1 K/9 to 7.3 K/9)... Held opponents to a .280 slugging percentage, one of the best marks among Pirates minor leaguers... Fired 6.0 no-hit innings on 7/9 against the GCL Tigers, struck out four and walked three... Struck out a career-high seven batters and picked up the win with 5.0 innings against the GCL Phillies... Finished the season a 3.46 ERA (5 ER / 13.0 IP) in his final three starts...

2017: Made his professional debut with the DSL Pirates... Went 2-5 with a 4.56 ERA in 14 starts... Completed 5.0 innings in five different starts...



CAREER STATISTICS

YR	CLUB	W-L	ERA	G	GS	CG	SHO	SV	IP	H	R	ER	HR	BB	SO
17	DSL Pirates (Rk.)	2-5	4.56	14	14	0	0	0	53.1	43	38	27	2	38	30
18	GCL Pirates (Rk.)	5-2	4.15	10	10	0	0	0	43.1	37	23	20	0	23	35
19	Bristol (Rk.)	2-2	3.46	10	10	1	1	0	41.2	35	19	16	4	21	36
21	Bradenton (A)	5-2	1.37	10	9	2	1	1	52.2	31	10	8	0	14	71
	Greensboro (A+)	3-3	7.53	11	9	0	0	0	43.0	57	37	36	9	21	36
	2021 Totals (A/A+)	8-5	4.14	21	18	2	1	1	95.2	88	47	44	9	35	107
22	Greensboro (A+)	2-4	6.50	32	5	0	0	0	63.2	71	49	46	9	29	61
	MLB Totals (5 seasons)	19-18	4.63	87	57	3	2	1	297.2	274	176	153	25	146	269



PERSONAL

HEIGHT/WEIGHT: 6-3/190
BIRTHPLACE: Orange Park, Florida
BORN: May 19, 1998
ACQUIRED: 4th Round (2019)

BATS/THROWS: Right/Right
RESIDES: Orange Park, FL
AGE: 24 (Turns 25 on May 9)
SCHOOL: Florida State

CAREER HIGHS

IP (START): 6.0, 2x, last - 7/24/21 (GBO @ GVL)
IP (RELIEF): 4.0 - 6/5/21 (GBO vs. WS)
RUNS ALLOWED: 8 - 8/7/21 (GBO vs. HIC)

STRIKEOUTS: 8 - 8/28/21 (GBO @ ASH)
WALKS: 4 - 7/11/21 (GBO vs. ASH)
MOST HITS: 9 - 8/7/21 (GBO vs. HIC)

AWARDS & HONORS

High-A East Pitcher of the Week (May 9, 2021)

CAREER HIGHLIGHTS

CAREER TRANSACTIONS: Drafted by the Cincinnati Reds in the 18th round (528th overall) out of high Trinity Christian Academy in Jacksonville, Florida, did not sign and opted to attend Florida State... Drafted by the Pittsburgh Pirates in the 4th round (124th overall)... Signed on July 1, 2019

CURVE CUTS: John Carson Flowers III... Signed with the Pirates for \$500,000... Ranked the No. 1 outfielder in Florida in his 2016 class by Perfect Game... Majored in editing, writing & media... Fell in love with baseball at age four after his Dad introduced him to it... Idolized Derek Jeter growing up... Told Rumbunter.com that he prefers playing video games on Playstation over Xbox...

2022: Earned Altoona's "Fireman of the Year" Award after finishing 2nd among Curve relievers with 56 K's, was also 2nd in ERA (2.88) among pitchers that threw 50.0 IP... Finished 1st among PIT MiLB with a 2.88 ERA (min 60.0 IP)... Began the season in hybrid role that saw him work multiple innings in relief... Threw 8.0 scoreless innings across 3 outings (4/17-26) before allowing 4 R (3 ER) in 9th inning on 4/26 @ AKR... Picked up his 2nd save of the season with 2 scoreless innings to finish a 7-1 win at HBG... Suffered a walk-off loss four times during the season (5/28 @ HBG, 6/9 @ REA, 6/22 @ NH, 8/28 @ BOW)... Started a bullpen day on 6/12 @ REA, went 2.0 IP, 1 H, 0 R, 1 BB, 2 K... Made a second spot start on a bullpen day on 6/26 @ NH: 3.0 IP, 3 H, 1 R, 0 BB, 4 K... Recorded his longest outing of the season with 3.2 scoreless innings on 7/8 @ AKR in G2 of the DH, also struck out a season-high 5... Had a second 8.0 inning scoreless streak end on 7/17 with an unearned run vs RIC: 1 H, 2 BB, 8 K across 2 outings... Was charged with the loss after allowing a walk-off 2R HR to Colton Cowser on 8/28 @ BOW... Finished the season with a brilliant 13-game run (6/28 - 8/28): 3-1, 2.42 ERA (7 ER / 26.1 IP) with 14 H, 8 BB, 29 K (0.85 WHIP, .157 BAA)... Placed on IL on 8/31 (retro 8/29) with an oblique injury and missed the rest of the season...

2021: Split the season between Low-A Bradenton and High-A Greensboro... Began the season with Bradenton and went 0-1 with a 2.12 ERA in 17.0 innings and struck out 23... Was named the FCL Player of the Week for the week ending May 9 after he went fired two scoreless 3.0 inning outings and struck out seven allowing just two hits and no walks... Shifted into the rotation after four appearances out of the bullpen to start the year, struck out six over 4.0 innings of one run ball in his final start for the Marauders on May 29... Was promoted to High-A Greensboro on June 1... Made his debut with the Grasshoppers on June 5 against Winston-Salem and fired 4.0 scoreless innings in relief to pick up the save... shifted into the starting rotation for his next nine appearances, completed 5.0 innings or more four times... Led the Grasshoppers to a victory on July 4 at Bowling Green with 6.0 innings of one-run ball and struck out a season-high seven... Threw 6.0 scoreless innings on July 24 at Greenville and picked up a win... Went 1-1 with a 5.68 ERA (8 ER / 12.2 IP) in the month of August... Set a new season-high with eight strikeouts in relief on August 26 at Asheville... Allowed just three runs in 7.1 innings pitched in the

month of September, struck out seven... Started Game Three of the High-A East Championship Series, allowed five runs on eight hits and no walks, but struck out a career-high ten. Grasshoppers rallied for a 6-5 win with a go-ahead single from Blake Sabol in the seventh inning...

2020: Did not play as a result of COVID-19 pandemic

2019: Made his professional debut with short-season West Virginia... Made nine appearances, eight starts, and went 0-2 with a 4.30 ERA in 29.1 innings pitched, he struck out 24 batters...

COLLEGE: Went 0-0 with 13 saves, a 1.69 ERA (26.2ip/5er) and 25 strikeouts in 23 appearances (one start) as a junior in 2019 with Florida State... Also hit .266 (62-for-233) with 11 doubles, two triples, 13 home runs and 53 RBI in 64 games in 2019... Was named a first-team All-ACC selection as a relief pitcher in 2019... Was also named a third-team All-ACC outfielder in 2019 and to the All-ACC Tournament team as an outfielder in 2019... Was a 2017 ACC All-Freshman team selection... Missed about six weeks of his sophomore campaign with a broken jaw...



CAREER STATISTICS

YR	CLUB	W-L	ERA	G	GS	CG	SHO	SV	IP	H	R	ER	HR	BB	SO
19	West Virginia (A-)	0-2	4.30	9	8	0	0	0	29.1	33	18	14	5	11	24
21	Bradenton (A)	0-1	2.12	6	2	0	0	0	17.0	11	4	4	1	3	23
	Greensboro (A+)	5-2	4.23	15	11	0	0	1	61.2	64	36	29	6	22	69
	2021 Totals (A/A+)	5-3	3.78	21	13	0	0	1	78.2	75	40	33	7	25	92
22	Altoona (AA)	7-6	2.88	33	2	0	0	3	68.2	57	26	22	6	24	62
	MiLB Totals (3 seasons)	12-11	3.52	63	23	0	0	4	176.2	165	84	69	18	60	178



PERSONAL

HEIGHT/WEIGHT: 6-1/187
BIRTHPLACE: San Jose, CA
BORN: March 11, 1998
ACQUIRED: 5th Round (2019)

BATS/THROWS: Right/Right
RESIDES: San Jose, CA
AGE: 25
SCHOOL: University of Nevada

CAREER HIGHS

IP (START): 6.0, 2x, last - 8/10/21 (GBO @ WS)
IP (RELIEF): 4.0, 2x, last - 5/27/21 (GBO vs. WIL)
RUNS ALLOWED: 7 - 8/24/21 (GBO @ ASH)

STRIKEOUTS: 9 - 7/27/21 (GBO vs. WS)
WALKS: 5, 2x, last - 9/16/21 (GBO @ HV)
MOST HITS: 8 - 8/12/19 (WV vs. AUB)

CAREER HIGHLIGHTS

CAREER TRANSACTIONS: Drafted by the Pittsburgh Pirates in the fifth round (154th overall) in the 2019 First-Year Player Draft out of the University of Nevada... Signed on June 12, 2019

CURVE CUTS: Grant Allan Ford...Became the first player drafted by the Pirates out of the University of Nevada since Justin Martin in 1999 (16th round)... Signed with the Pirates for a bonus of \$422,500... Was Nevada's highest draft selection since 2013 when Arizona selected Bradon Shipley 15th overall... Collegiate teammate Ryan Anderson was selected in the 12th round of the 2019 draft by the New York Yankees, he spent the 2022 season with Low-A Tampa where he made 35 appearances and recorded a 4.26 ERA... Attended Pioneer HS in San Jose, CA where he tossed a no-hitter on his Senior Day... Played baseball and basketball in high school... Lists his sports hero as Nolan Ryan... Allowed more than 2 ER just one time in his Junior season at Nevada where he served as the Wolf Pack's closer in 2019...

2022: Was named to Greensboro's Opening Day roster for the second straight season and made five appearances for the Grasshoppers until he was placed on the injured list on April 30... Returned to the mound at the end of July and made two appearances for the FCL Pirates and one appearance for Low-A Bradenton... After his lone appearance for Bradenton, missed the rest of the season...

2021: Spent the entire season with High-A Greensboro and helped the Grasshoppers reach the High-A East Championship Series... Swung between the rotation and bullpen making ten starts and 15 relief appearances for Manager Kieran Mattison... Allowed 19 runs across his first 12 appearances of the season before turning in a brilliant month of July where he went 3-0 with a 2.49 ERA (6 ER / 21.2 IP) and struck out 29 batters in 5 total appearances and 4 starts... Tossed 6.0 scoreless innings with 9 strikeouts on July 27 against Hickory... Fired another solid start on August 10 at Winston-Salem and picked up the win with 6.0 innings of two-run ball and struck out 8... Allowed 13 runs across his final 6.2 innings in three outings to

finish off the month of August... Tossed one scoreless inning in the High-A East Championship series against Bowling Green... Finished the season by making two appearances with Triple-A Indianapolis where he was touched for 8 runs in 1.1 innings pitched...

2020: Did not play as a result of COVID-19 Pandemic...

2019: Joined short-season West Virginia after signing with the Pirates and slowly built up his pitch count and innings... Made eight starts and 11 appearances for the Power... Was unscored upon in five outings...

CAREER STATISTICS

YR	CLUB	W-L	ERA	G	GS	CG	SHO	SV	IP	H	R	ER	HR	BB	SO
19	West Virginia (A-)	3-1	2.97	11	8	0	0	0	36.1	32	14	12	2	17	35
21	Greensboro (A+)	8-4	6.04	25	10	0	0	0	76.0	77	52	51	17	40	91
	Indianapolis (AAA)	0-0	54.00	2	0	0	0	0	1.1	6	8	8	2	4	2
	2021 Totals (A+/AAA)	8-4	6.87	27	10	0	0	0	77.1	83	60	59	19	44	93
22	GCL Pirates (Rk.)	0-0	3.00	2	2	0	0	0	3.0	3	2	1	0	1	5
	Bradenton (A)	0-0	13.50	1	0	0	0	0	1.1	1	2	2	0	2	1
	Greensboro (A+)	1-0	3.60	5	0	0	0	0	10.0	6	4	4	0	9	5
	2022 Totals (Rk./A/A+)	1-0	4.40	8	2	0	0	0	14.1	10	8	7	0	12	11
	MILB Totals (3 seasons)	12-5	5.48	46	20	0	0	0	128.0	125	82	78	21	73	139

2023 CURVE

MATT FRAIZER • OUTFIELDER

Curve



PERSONAL

HEIGHT/WEIGHT: 6-3/217
BIRTHPLACE: Fresno, California
BORN: January 12, 1998
ACQUIRED: 3rd Round (2019)

BATS/THROWS: Left/Right
RESIDES: Fresno, California
AGE: 25
SCHOOL: Arizona

CAREER HIGHS

HITS: 4 - 7/22/21 (GBO @ GVL)
RUNS: 3, 4x, last - 5/22/22 (ALT vs. RIC)
HOME RUNS: 2, 2x, last - 7/6/21 (GBO vs. ASH)

RBI: 5 - 7/22/21 (GBO @ GVL)
STOLEN BASES: 2, 2x, last 5/14/22 (ALT vs. SOM)
HITTING STREAK: 16 games, 5/30 - 6/18/21

AWARDS & HONORS

2021 MiLB.com Pittsburgh Organizational All-Star
 2021 High-A East Most Valuable Player
 2021 *Baseball America* Pirates Minor League Player of the Year

PROSPECT RANKINGS

2022: *Baseball America* No. 12 / MLB.com No. 10 Pirates Prospect
 2022 MLB.com No. 23 Pirates Prospect

CAREER HIGHLIGHTS

CAREER TRANSACTIONS: Drafted by the Pittsburgh Pirates in the 3rd round (95th overall) of the 2019 First-Year Player Draft out of Arizona...Signed on June 11, 2019

CURVE CUTS: Matthew Teran Fraizer (Matt)... Born in Fresno, CA... Last name pronounced "fray-zhurr"... Signed for \$525,000... Father, Terance, was drafted in the 24th round of the 1992 draft by the Oakland Athletics after a collegiate playing career at Fresno State and New Mexico... Has one brother, Jacob, and three sisters, Alyssa, Madeline and Shanti... Jacob played two seasons of baseball at Cal Poly Pomona... Adjusted his swing after the 2019 season to improve his power, telling Mike Persak of the Pittsburgh Post-Gazette: "My contact point was really deep. Generally trying to hit the ball inside my body, which I always thought was correct. Looked at the data, and they said, 'For you to get the most out of your swing, the contact point, have it more out front.'" -- Adjustment led to more consistent game power...

2022: Finished the season 1st in 3B (7), 2nd in G (116), 4th in SB (18) on the Curve... His 7 3B were 3rd in the Eastern League and 2nd among PIT MiLB (Swaggerty - 8)... Blasted a 2-run HR on 4/8 vs. HBG... Picked up the game-winning hit on 4/27 at AKR, a 2-run single in the 7th inning of a 2-1 win... Knocked his second HR of the season on 5/20 vs RIC with a 3-for-5 day and 4 RBI... Clobbered a lead-off HR on 6/23 @ NH on the second pitch of the game, second of the season by ALT (Gonzales, 4/29)... Had an 8-game on-base streak (6/17 - 6/25): .303/.410/.515 with 2 2B, 1 3B, 1 HR, 3 RBI, 5 BB... Had a 5-game hit streak (7/3 - 7/8): .412/.444/.529 with 1 2B, 3 RBI, 1 BB... Added another 13-game on-base streak (7/3-7/18): .348/.412/.543 with 2 2B, 2 3B, 1 HR, 9 RBI, 6-6 SB... Drove in at least one run in three straight games (7/10 - 7/13) before the All-Star Break... Turned in his best month of the season in July: .282/.358/.435 with 4 2B, 3 3B, 1 HR, 13 RBI, 6-6 SB in 24G...

2021: Earned the Honus Wagner Player-of-the-Year Award, given to the top minor league player in the Pirates Organization... Began the season with High-A Greensboro and batted .314/.401/.578 with 14 2B, 3 3B, 20 HR and 50 RBI in 75 games... Led the High-A East in hits (95), walks (43), runs (64), home runs (20) and batting average (.314) at the time of his call-up on August 5, also ranked second in the league in slugging percentage (.578) and second in OPS (.979)... After the season was named the High-A East's Most Valuable Player... Had four on-base streaks of 12 games or longer in Greensboro, three hit streaks of 12+ games... Was one of 18 players in MiLB with 20 HR at the time of his call-up... Had a 15-game on-base streak end in his Double-A debut in game 1 of the doubleheader on 8/6 at Akron... Recorded four straight multi-hit games on 8/6 G2, 8/7, 8/8 and 8/10... Batted .321 with a .359 on-base percentage in August between Greensboro and Altoona, recorded 12 extra base hits in 22 games... Drew a career-high 3 walks on 9/5 at Akron... Recorded 10 multi-hit games in his

first 25 games played with Altoona... Finished the season by going 7-for-16 with 3 2B, 1 HR, 3 RBI in four games at Bowie... Won the High-A East Batting title (.314) despite promotion to Altoona on 8/5... Finished the season second in home runs by a Pirates minor leaguer (23), first in hits (133), tied for second in triples (6), tied for second in doubles (26)... Was one of two players in MiLB with 25+ 2B, 5+ 3B, 20+ HR and 15+ SB... Totaled 37 multi-hit games between Greensboro and Altoona...

2020: Did not play as a result of COVID-19 pandemic

2019: Made his professional debut with short-season West Virginia, batting .221 with six extra base hits in 43 games... Stole five bases in eight tries... Batted .288 with four extra base hits in the month of July, slumped to .193 mark in his final 25 games of the season...

COLLEGE: Hit .412 (35-for-85) with six doubles, two triples, one home run and 28 RBI in 19 games as a junior in 2019 at the University of Arizona... Was limited because of a broken hamate bone in his wrist started all 19 games in center field prior to that, led the team with 28 RBI at the time of his injury... Became the ninth player ever drafted by the Pirates out of the University of Arizona and the first since Michael Flynn in 2018; also marked the fifth time in the last six years the Pirates drafted a player from the University of Arizona...Hit .300 with three home runs and 60 RBI in 106 games during his three-year career as a Wildcat... Was one of three Wildcats picked in the first three rounds, joining INF Cameron Cannon (43rd overall, Boston) and INF Nick Quintana (47th overall, Detroit)... Same alma mater as former Curve OF Jared Oliva (7th round, 2017)...



CAREER STATISTICS

YR	CLUB	AVG	G	AB	R	H	2B	3B	HR	RBI	BB	SO	SB	OBP	SLG
19	West Virginia (A-)	.221	43	154	20	34	5	1	0	15	14	38	5	.287	.266
21	Greensboro (A+)	.314	75	303	64	95	14	3	20	50	43	74	14	.401	.578
	Altoona (AA)	.288	37	132	20	38	12	3	3	18	13	34	1	.356	.492
	2021 Totals (A+/AA)	.306	112	435	84	133	26	6	23	68	56	108	15	.388	.552
22	Altoona (AA)	.219	116	439	56	96	18	7	6	44	35	114	18	.284	.333
	MiLB Totals (3 seasons)	.256	271	1028	160	263	49	14	29	127	105	260	38	.329	.415



PERSONAL

HEIGHT/WEIGHT: 6-3/213

BIRTHPLACE: San Francisco de Macoris, Dominican Republic

BORN: January 8, 1998

ACQUIRED: International Free Agent (2015)

BATS/THROWS: Right/Right

RESIDES: San Francisco de Macoris, Dominican Republic

AGE: 25

SCHOOL: N/A

CAREER HIGHS

IP (START): 6.0, 2x, last - 8/12/18 (BRS @ JC)

IP (RELIEF): 4.0 - 6/27/16 (DSL PIR @ DSL IND)

RUNS ALLOWED: 8, 2x, last - 9/5/21 (GBO vs. HV)

STRIKEOUTS: 8 - 8/12/18 (BRS @ JC)

WALKS: 6 - 6/26/18 (BRS vs. PUL)

MOST HITS: 9 - 7/19/18 (BRS vs. BUR)

CAREER HIGHLIGHTS

CAREER TRANSACTIONS: Signed by the Pittsburgh Pirates to a minor league deal as an international free agent on October 30, 2015...

CURVE CUTS: Oliver Junior Garcia... Signed on October 30, 2015 by Rene Gayo, Juan Mercado & Christino Valdez...

2022: Named to Altoona's Opening Day Roster... Was ejected on 4/16 @ RIC after throwing behind DH Jacob Heyward after warnings were issued in previous inning... Suspended for 4 games following incident (served 4/20-22) and was placed on IL with a right elbow injury on 4/23 and missed the rest of the season...

2021: Worked out of the back end of the bullpen for Manager Kieran Mattison at Greensboro... Went 4-2 with eight saves and a 4.42 ERA in 36 appearances for the Grasshoppers... Eight saves was tied for second-most among Pirates Minor Leaguers... Struck out a career-high 52 batters in 53.0 innings and held opponents to a .231 batting average against... Allowed eight of his ten home runs at typically hitter-friendly First National Bank Field... Posted a career-high 5.42 BB/9 on the season... Opened the season with a 1.59 ERA (2 ER/11.1 IP) and two saves across his first eight appearances... Struck out a season-high five batters in his longest outing of the season (3.0 IP) on June 12 at Hickory and picked up the win... Pitched a 2.68 ERA in his first 27 appearances of the season through August 10 before allowing 15 earned runs in his final 16.1 innings pitched across ten appearances, sending his ERA to 4.42 to finish the regular season... Finished the season with two scoreless appearances in the High-A East Championship Series against Bowling Green... Threw a scoreless sixth inning in Game Two after Quinn Priester struck out seven in 5.0 innings to aid the Grasshoppers to a series tying 4-2 victory... Struck out a pair in a scoreless seventh inning in the decisive Game Five of the High-A East Championship Series... After the season made five appearances with Gigantes de Carolina of the Puerto Rican Winter League where he allowed nine runs in 5.0 innings across five appearances... Was teammates with several Pirates farmhands: INF Andres Alvarez, OF Bligh Madris, INF Ethan Paul, LHP Oddy Nunez

2020: Did not play as a result of COVID-19 pandemic

2019: Made 20 appearances across rookie-level Bristol, short-season West Virginia and single-A Greensboro, going 1-1 with a 2.25 ERA and five saves... First season working out of the bullpen after spending his first three seasons as a starter in the DSL and at rookie-level Bristol... Struck out 33 batters in 28.0 innings pitched, walked just ten... Began the season with Bristol working out of the bullpen and pitched to an 0-1 record and a 2.57 ERA (4 ER / 14.0 IP) , struck out 20 before earning a promotion to short-season West Virginia on July 23... Fired five hitless appearances and picked up two saves with the Black Bears... Struck out seven in 6.0 innings pitched... Promoted to single-A Greensboro on August 17 and finished the season working at the back end of the Grasshoppers bullpen... Allowed runs in only two of his six appearances... finished the season with three strikeouts in 2.0 scoreless innings at West Virginia...

2018: Made his stateside debut with rookie-level Bristol and made ten starts in the Pirates rotation... Walked a career-high 23 batters in 38.1 innings pitched... Allowed 31 earned runs in 38.1 innings pitched... Threw a career-high 6.0 scoreless innings on July 8 against Princeton, allowed four hits, two walks, hit one batter and struck out four... Completed 5.0 innings in each of his last three starts of the year... Finished the campaign with a quality start at Johnson City, allowing three runs in 6.0 innings pitched, struck out a career-high eight and allowed five hits and two walks...

2017: Completed 5.0 innings in ten of his 11 outings and was named to the Dominican Summer League's mid-season All-Star Team... Went 2-2 with a 2.15 ERA in 11 starts... Struck out 46 and walked 16 in 54.1 innings pitched... Struck out five or more batters in an outing four times...



CAREER STATISTICS

YR	CLUB	W-L	ERA	G	GS	CG	SHO	SV	IP	H	R	ER	HR	BB	SO
16	DSL Pirates (Rk.)	4-3	2.61	17	0	0	0	0	41.1	38	20	12	1	17	24
17	DSL Pirates (Rk.)	2-2	2.15	11	11	0	0	0	54.1	44	17	13	0	16	46
18	Bristol (Rk.)	2-4	7.28	10	10	0	0	0	38.1	45	35	31	5	23	28
19	Bristol (Rk.)	0-1	2.57	9	0	0	0	2	14.0	16	5	4	0	4	20
	West Virginia (A-)	0-0	0.00	5	0	0	0	2	6.0	0	0	0	0	2	7
	Greensboro (A)	1-0	3.38	6	0	0	0	1	8.0	4	3	3	0	4	6
	2019 Totals (Rk./A- /A)	1-1	2.25	20	0	0	0	5	29.0	20	8	7	0	10	33
21	Greensboro (A+)	4-2	4.42	36	0	0	0	8	53.0	46	30	26	10	32	52
22	Altoona (AA)	0-0	0.00	3	0	0	0	0	4.0	3	1	0	0	2	6
	MilB Totals (6 seasons)	13-12	3.66	97	21	0	0	13	219.0	196	111	89	16	100	189



PERSONAL

HEIGHT/WEIGHT: 6-0/205
BIRTHPLACE: Arlington, TX
BORN: September 24, 1997
ACQUIRED: 5th Round (2021)

BATS/THROWS: Right/Right
RESIDES: Cedar Hill, TX
AGE: 25 (Turns 26 on September 24)
SCHOOL: Dallas Baptist

CAREER HIGHS

HITS: 4, 2x, last - 6/29/22 (GBO @ HIC)
RUNS: 3, 3x, last - 4/16/22 (GBO @ WS)
HOME RUNS: 1, 4x, last - 7/23/22 (GBO vs. HIC)

RBI: 3, 5x, last - 8/7/22 (GBO vs. BG)
STOLEN BASES: 2, 2x, last - 8/3/22 (GBO @ BG)
HITTING STREAK: 9 games, 8/25 - 8/3/21

CAREER HIGHLIGHTS

CAREER TRANSACTIONS: Drafted by the Pittsburgh Pirates in the 5th round (133rd) overall in the 2021 First Year Player Draft out of Dallas Baptist University...Signed on July 17, 2021...

CURVE CUTS: Jackson Cade Glenn... Became the first Pirates player selected out of Dallas Baptist since Vic Black in 2009... Signed with the Pirates for a bonus of \$12,500, his under slot signing allowed the Pirates to sign several other players over their allotted slot amount in the 2021 draft... Attended Ovilla Christian School and was a four-time all state honoree... Also played basketball in high school and was twice named a First Team All-District selection... Attended Grayson Junior College (TX) for two seasons before joining Dallas Baptist for his final years of collegiate eligibility... Was one of five players from Dallas Baptist drafted in 2021, second after Dominic Hamel (NYM, 3rd Round)... Helped DBU advance out of the Fort Worth Regional with wins over Oregon State and TCU, before falling to Virginia in 3 games in the Columbia Super Regional...

2022: Spent the entire season with High-A Greensboro... Started the season off strong with hits in each of his first six games, batted .283/.353/.413 with 3 2B, 1 HR and 4 RBI in 13 April games... Struggled through a difficult month of May where he struck out 22 times in 48 at-bats, hit .125... Homered in back-to-back games on June 11 and 12... Remained in a part-time role throughout the season, batted just .169 in August... Picked up 3 2B in 7 games in September and batted .250...

2021: Made his professional debut with the FCL Pirates and Low-A Bradenton Marauders... Picked up hits 19-of-20 games to start his tenure with Bradenton... Recorded 9 multi-hit games during his 28 regular season appearances for the Marauders... Started all 3 games of the Low-A Southeast Championship Series against Tampa and went 4-for-14 with 2 2B, 1 HR and 3 RBI... Swatted a 3-run home run in Game 3 as part of a 5-run 7th inning to clinch the Championship, Bradenton won 11-3...

COLLEGE: Was the Joe Carter Missouri Valley Conference Player-of-the-Year in 2021... Was named an All-American by five separate publications in 2021... Hit a team-best .366 with 19 doubles, 21 home runs and 55 RBI during his senior season... Finished tied for fourth in the country with 21 home runs; the third-most in a single-season in Dallas Baptist University's Division I era dating back to 2004... Recorded a .732 slugging percentage in 2021, which was the fifth-best single-season mark in Dallas Baptist's Division I era; his 86 hits in 2021 were also the 10th-most in a single season... Ranked 12th among all Division I players with a .732 slugging percentage in 2021... Hit .317 with 40 doubles, 30 home runs and 118 RBI during his career at Dallas Baptist



CAREER STATISTICS

YR	CLUB	AVG	G	AB	R	H	2B	3B	HR	RBI	BB	SO	SB	OBP	SLG
21	FCL Pirates (Rk.)	.400	2	5	1	2	2	0	0	1	1	0	0	.500	.800
	Bradenton (A)	.337	28	101	22	34	12	1	0	14	22	21	1	.452	.475
	2021 Totals (Rk./A)	.340	30	106	23	36	14	1	0	15	23	22	1	.454	.491
22	Greensboro (A+)	.216	86	287	34	62	16	2	4	31	29	86	11	.297	.328
	MiLB Totals (2 seasons)	.249	116	393	57	98	30	3	4	46	52	108	12	.342	.372



PERSONAL

HEIGHT/WEIGHT: 5-9/195
BIRTHPLACE: Vail, AZ
BORN: May 27, 1999
ACQUIRED: 1st Round (7th Overall, 2020)

BATS/THROWS: Right/Right
RESIDES: Vail, AZ
AGE: 23 (Turns 24 on May 27)
SCHOOL: New Mexico State Univ.

CAREER HIGHS

HITS: 4, 5x, last - 8/17/22 (ALT vs HBG)
RUNS: 4 - 8/29/21 (GBO @ ASH)
HOME RUNS: 3 - 8/29/21 (GBO @ ASH)

RBI: 8 - 8/29/21 (GBO @ ASH)
STOLEN BASES: 2 - 4/21/22 (ALT vs NH G1)
HITTING STREAK: 7 games, 8/17-8/24/21

AWARDS & HONORS

High-A East Player of the Month - August, 2021
 High-A East Player of the Week - September 5, 2021
 2021 Arizona Fall League Rising Stars Game Selection
 2021 MiLB.com Pirates Organizational All-Star

PROSPECT RANKINGS

2021 *Baseball America* No. 51 / MiLB.com No. 37 overall prospect
 2021 *Baseball America* No. 3 / MiLB.com No. 1 2B prospect
 2022 *Baseball America* No. 3 / MiLB.com No. 1 Pirates prospect
 2022 *Baseball America* No. 2 / MiLB.com No. 1 2B prospect
 2022 *Baseball America* No. 49 / MiLB.com No. 20 overall prospect
 2023 *Baseball America* No. 8 / MiLB.com No. 5 Pirates prospect
 2023 *Baseball America* No. 8 / MiLB.com No. 8 2B prospect

CAREER HIGHLIGHTS

CAREER TRANSACTIONS: Drafted by the Pittsburgh Pirates in the 1st round (7th overall) of the 2020 First-Year Player Draft out of New Mexico State University...Signed on June 24, 2020

toona... Was listed by MiLB.com as the "Best Hitter" in the Pirates minor league system following the season.

CURVE CUTS: Nicholas Joseph Gonzales...Played on the varsity team at Cienega High School in Vail, AZ, where he hit .543 with nine doubles, three triples and four home runs as a senior...His older brother, Daniel, was a star linebacker and captain at the U.S. Naval Academy from 2013-16 and is now a first lieutenant in the U.S. Marines... Was rated by *Baseball America* as the "Best Hitter for Average" in Pittsburgh's minor league system entering 2021... Was listed as the No. 5 overall draft prospect by both MiLB Pipeline and *Baseball America* before the Pirates selected him seventh overall out of New Mexico State University... Was rated by *Baseball America* as the third-best "Hitter" and as having the fourth-best "Strike Zone Judgment" among college position players in the 2020 draft... Began his collegiate career as a walk-on... Homered off Pirates minor league teammate Austin Roberts on 4/28/19 for NMSU vs. Sac. State... Signed by Pirates scout Derrick Van Dusen for the full slot value: \$5,432,400

COLLEGE: Was named the Collegiate Baseball Newspaper National Player-of-the-Year for 2020 and a first-team All-American by Collegiate Baseball after hitting .448 (26-for-58) with three doubles, one triple, 12 home runs and 36 RBI in 16 games for New Mexico State University...Became the highest draft pick in New Mexico State history, surpassing infielder Joey Ortiz' fourth round selection (108th overall) in 2019, by Baltimore...Became the 66th New Mexico State player to be selected in the draft and the 13th since 2010... Owned a nation-best on-base streak of 82 consecutive games at the time the 2020 season was suspended...Was also named the WAC Preseason Player of the Year...Ranked first in the NCAA in 2020 in home runs (12), runs scored (28), RBI (36) and total bases (67)...Led the nation in batting average (.432) while being named an All-American by six different publications in 2019... Was a 2019 semifinalist for the Golden Spikes Award (nation's best amateur player) while being ranked as the top second baseman in the country by D1Baseball...Collected All-American honors from six different publications in 2019 (D1Baseball, *Baseball America*, National Collegiate Baseball Writers Association, Perfect Game, Collegiate Baseball Newspaper and ABCA/ Rawlings)...Was a 2019 finalist for the Bobby Bragan Collegiate Slugger Award (best hitter in college baseball)... Hit .432 in 2019; the fifth-best single-season mark in New Mexico State history; also scored the fifth-most runs (80) in a single season in New Mexico State history...Was named the MVP of the Cape Cod League in 2019 after hitting .351 (54-for-154) with 14 doubles, four triples, seven home runs and 33 RBI in 42 games...Was named the Western Athletic Conference Freshman-of-the-Year in 2018 and an all-WAC first-team selection while leading New Mexico State with a .347 average that season (became the first player to earn WAC Freshman-of-the-Year honors at New Mexico State since the school joined the conference)...Led New Mexico State and the WAC with a .596 slugging percentage while being recognized as a Collegiate Baseball Freshman All-American in 2018...Began his career at New Mexico State as a walk-on.

2022: Ranked by *Baseball America* as the second-best 2B prospect in MiLB behind Boston's Nick Yorke at the beginning of the season... Singled in his Double-A debut on 4/8 vs. Harrisburg... Matched his career-high with 3 walks on 4/14 at RIC... Hit a lead-off solo HR on the first pitch of the game on 4/29 @ AKR off top Guardians prospect Daniel Espino... Had a season-long 8G hit streak: (5/11-5/21): .467 BA (14-for-30) with 3 2B, 2 HR, 7 RBI and 5 BB... Went 3-for-5 with an RBI on his 23rd Birthday on 5/27 @ HBG... Placed on 7-Day IL on 6/2 (retro to 6/1, Hee)... Played 3G on his rehab assignment with Bradenton and the FCL Pirates going 3-for-10 with 4 RBI, 1 BB and 1-1 SB... Activated on 8/12... Picked up a season-high 4 hits including a walk-off RBI 2B in the 10th inning on Altoona's 3-2 win over HBG on 8/17... Matched his career-high with 3 BB for the second time this season on 8/23 @ BOW... Reached base safely in his first 13G after coming off the IL: .292/.426/.479 (14-for-48) 6 2B, 1 HR, 9 RBI, 10 BB... Reached base safely in 26-of-28 games after his activation batting: .286/.408/.505 (30-for-105) with 12 2B, 1 3B, 3 HR, 18 RBI, 18 BB... Finished 3rd on the team with 43 BB, 6th in 2B (20) and 1st in OBP (.383 - min. 40 games) despite playing just 71 games...

2021: Led the Greensboro Grasshoppers to an appearance in the High-A East Championship series... Was named a post-season All-Star in the High-A East... His .302 batting average was fourth among Pirates minor leaguers (minimum 300 plate appearances)... Ranked fifth among Pirates minor leaguers with 18 home runs... Ranked second in the High-A East in OBP, slugging and OPS and third in batting... Was placed on the 7-Day IL on May 21 with a fractured finger suffered on the basepaths... Returned on June 25 and went 2-for-5 with a home run and two runs batted in... Had a career-high four hits in a game four different times during the season... Was named the High-A East Player of the Month in August after batting .364 with a .419 on-base percentage with ten doubles, ten home runs and 29 runs batted in... Beginning with the action on August 1, Gonzales racked up the 14th-most total bases (107) in all of Minor League Baseball while hitting a .344 clip with 12 home runs during his last 38 games of the season... Went 2-for-17 in the High-A East Championship Series with one double and one home run, also drew five walks... After the season, played 19 games with the Peoria Javelinas of the Arizona Fall League and was named to the AFL Rising Stars Team... In 19 games, batted .380 with a .483 on-base percentage...

2020: Was a member of the taxi squad at the alternate training site in Al-



CAREER STATISTICS

YR	CLUB	AVG	G	AB	R	H	2B	3B	HR	RBI	BB	SO	SB	OBP	SLG
21	Greensboro (A+)	.302	80	324	53	98	23	4	18	54	40	101	7	.385	.565
22	FCL Pirates (Rk.)	.429	2	7	1	3	1	1	0	3	0	1	1	.429	.857
	Bradenton (A-)	.000	1	3	0	0	0	0	0	1	1	2	0	.250	.000
	Altoona (AA)	.263	71	259	47	68	20	1	7	33	43	90	5	.383	.429
	<i>Totals (Rk., A-, AA)</i>	<i>.264</i>	<i>74</i>	<i>269</i>	<i>48</i>	<i>71</i>	<i>21</i>	<i>2</i>	<i>7</i>	<i>37</i>	<i>44</i>	<i>93</i>	<i>6</i>	<i>.382</i>	<i>.435</i>
	MiLB Totals (2 seasons)	.285	154	593	101	169	44	6	25	91	84	194	13	.384	.506



PERSONAL

HEIGHT/WEIGHT: 6-3/208
BIRTHPLACE: Scottsdale, AZ
BORN: June 26, 1998
ACQUIRED: MiLB Rule V Draft (SFG, 12/8/21)

BATS/THROWS: Right/Right
RESIDES: Scottsdale, AZ
AGE: 24 (Turns 25 on June 26)
SCHOOL: Chapparral High School (AZ)

CAREER HIGHS

HITS: 4, 2x, last - 7/27/22 (GBO vs. WS)
RUNS: 3, 5x, last - 7/27/22 (GBO vs. WS)
HOME RUNS: 2 - 9/7/21 (GNTB @ DIA)

RBI: 6 - 7/9/21 (GNTB @ ATH)
STOLEN BASES: 1, 11x, last - 8/12/22 (GBO vs. JS)
HITTING STREAK: 10 games, 2x, last - 5/4-5/17/22

AWARDS & HONORS

ACL Player of the Month - AZL Giants, August 2017
 ACL Post-Season All-Star 2017
 Florida State League Player of the Week - 4/17/22, 4/24/22
 Florida State League Player of the Month - April 2022
 South Atlantic League Player of the Week - May 15, 2022
 MiLB Pittsburgh Organizational All-Star 2022

PROSPECT RANKINGS

2018 *Baseball America* No. 12/MLB.com No. 11 Giants prospect
 2019 *Baseball America* No. 27/MLB.com No. 20 Giants prospect


CAREER HIGHLIGHTS

CAREER TRANSACTIONS: Drafted by the San Francisco Giants in the 2nd round (58th overall) of the 2017 First-Year Player Draft out of Chapparral High School (AZ)... Signed on June 21, 2017... Selected by the Pirates in the MiLB Rule V Draft on December 8, 2021

CURVE CUTS: Jacob Christopher Gonzalez... Is the son of former big-leaguer Luis Gonzalez, who hit a walk-off single in Game Seven of the 2001 World Series for the Arizona Diamondbacks... Luis now serves as a Senior Advisor for the Diamondbacks... Was committed to play collegiately at TCU before his selection by the Giants in the 2nd Round of the 2017 draft... Signed with the Giants for a bonus of \$950,000... Attended Chapparral High School (AZ), notable alumni include RHP Chance Adams (NYY/KC), OF Dylan Cozens (PHI), 1B Ike Davis (NYM), RHP Brian Bannister (NYM/KC, now SF Giants Director of Pitching) and 1B Paul Konerko... High School teammate LHP Alex Segal attended Wichita State University and then was a 22nd Round Draft Pick by the Braves in 2019, Segal reached High-A Rome in 2022... Has appeared at 3B, 1B and LF as a pro... In July of 2022 suited up against Winston-Salem and competed against Al Womack and Duke Ellis, all three players' father's were 2001 World Series Champions with the Diamondbacks (RHP Robert Ellis and INF Tony Womack)... Tony Womack played 351 games across five seasons with the Pirates (93-98) and was named a 1997 National League All-Star for Pittsburgh...

4/18-24... Was promoted to Greensboro on May 10 and racked up six straight multi-hit games... Earned the South Atlantic League Player-of-the-Week for the week of 5/9-15 after he went 12-for-19 with 1 3B, 3 HR and 8 RBI... After batting .244 in the month of June, bounced back with a solid July in which he batte .329/.395/.466 with 4 2B, 2 HR and 10 RBI... Did not homer in 30 straight games from July 29-September 4 and broke the streak with two-run homers in back-to-back games on 9/4 and 9/6... Was named the Pirates organization's Manny Sanguinell Teammate-of-the-Year along with Luis Ortiz... After the season played 11 games with Surprise in the Arizona Fall League and batted .212 (7-for-33) with two doubles, one home run and five runs batted in...

2021: Split the campaign between High-A Eugene and the AZL Giants... Opened the season with High-A Eugene and batted just .174 (16-for-92) with just five extra-base hits in 27 games... Joined the ACL Giants and drove in a career-high 6 runs in his second game... Batted .326 in 13 September games with five multi-hit games...



2022: Was named an Organizational All-Star by MiLB.com after he played 112 games with Bradenton and Greensboro and combined to hit .305 with 13 home runs and 61 runs batted in... His 129 total hits ranked second among Pirates minor leaguers... Also ranked 6th in 2B (24), 10th in HR (13), 7th in RBI (61), and 2nd in OBP among players that played 100 games (.377)... Played 1B exclusively after working at 3B and in LF in previous seasons... Was named the Florida State League Player-of-the-Month for April after he batted .448/.513/.731/1.244 with 7 2B, 4 HR and 14 RBI in 18 games... Was named the Florida State League Player-of-the-Week for the weeks of 4/11-17 and

CAREER STATISTICS

YR	CLUB	AVG	G	AB	R	H	2B	3B	HR	RBI	BB	SO	SB	OBP	SLG
17	AZL Giants (Rk.)	.339	46	168	23	57	15	1	1	21	16	23	0	.418	.458
18	Augusta (A)	.227	122	459	54	104	20	2	8	45	31	107	7	.296	.331
19	Augusta (A)	.241	125	449	54	108	25	1	10	57	39	80	0	.312	.367
21	AZL Giants (Rk.)	.301	48	153	27	46	9	0	7	36	11	33	1	.360	.497
	Eugene (A+)	.174	27	92	10	16	4	0	1	9	8	21	1	.252	.250
	2021 Totals (Rk./A+)	.253	75	245	37	62	13	0	8	45	19	54	2	.320	.404
22	Bradenton (A)	.393	24	89	14	35	11	0	4	16	9	14	0	.477	.652
	Greensboro (A+)	.281	88	334	41	94	13	1	9	45	27	49	2	.349	.407
	2022 Totals (A/A+)	.305	112	423	55	129	24	1	13	61	36	63	2	.377	.459
	MiLB Totals (5 seasons)	.264	480	1744	223	460	97	5	40	229	141	327	11	.335	.394



PERSONAL

HEIGHT/WEIGHT: 6-4/198
BIRTHPLACE: Fishers, IN
BORN: December 22, 1997
ACQUIRED: 2nd Round - 2019

BATS/THROWS: Right/Right
RESIDES:
AGE: 25 (Turns 26 on December 27)
SCHOOL: Indiana University

CAREER HIGHS

HITS: 5 - 9/7/21 (GBO @ JS)
RUNS: 3, 4x, last - 6/17/22 (ALT vs. ERI)
HOME RUNS: 3 - 5/22/22 (GBO vs. BG)

RBI: 4, 4x, last - 6/17/22 (ALT vs. ERI)
STOLEN BASES: 2, 7x, last - 4/29/22 (GBO @ ROM)
HITTING STREAK: 10 games - 7/27 - 8/18/21

AWARDS & HONORS

South-Atlantic League Player of the Week 5/22/2022
 South-Atlantic League Player of the Month - May, 2022
 MiLB Pittsburgh Organizational All-Star 2022
 Pittsburgh's 2022 Willie Stargell Slugger-of-the-Year

PROSPECT RANKINGS

2020 MLB.com No. 22 Pirates prospect
 2022 Baseball America No. 25/MLB.com No. 22 Pirates prospect
 2023 Baseball America No. 16/MLB.com No. 17 Pirates prospect
 Rated 2023 Best Power Hitter and Best Outfield Arm in Pirates system by Baseball America

CAREER HIGHLIGHTS

CAREER TRANSACTIONS: Drafted by the Pittsburgh Pirates in the 2nd round (57th overall) of the 2019 First-Year Player Draft out of Indiana University...Signed on June 11, 2019...

CURVE CUTS: Matthew Thomas Gorski (Matt)... Was the highest Indiana University draft pick since Kyle Schwarber was selected 4th overall in the 2014 draft... Became the 7th-highest draft pick out of Indiana University and was the 17th overall Hoosier to be picked in the top five rounds... Was collegiate teammates with Somerset OF Elijah Dunham and Akron LHP Tim Herrin... Dunham was drafted in 40th round by Pirates in 2019 but did not sign... Attended Hamilton Southeastern HS (IN) where he also played soccer and received collegiate interest before deciding to focus on baseball... Hamilton Southeastern HS is a 30 minute drive from Victory Field, home of the Triple-A Indianapolis Indians... Attended games there as a kid and hit a walk-off home run as a freshman with the Indiana Hoosiers... Westfield High School rival Ryan Pepiot was drafted in the 3rd round in 2019 by the Dodgers out of Butler University and made his MLB debut on May 11, 2022 at Pittsburgh with 3.0 scoreless innings... Is also friendly with fellow Indianapolis native, former Pirates LHP Dillon Peters... Is an avid golfer...

2023: Was a non-roster invite to Pirates Spring Training...

2022: Was one of two Pirates minor league players to record a 20/20 season (Andres Alvarez)... Finished the season 3rd among Pirates minor leaguers with 24 HR and T-7th in SB (21)... Began the season with High-A Greensboro and batted .294/.377/.754 with 3 2B, 2 3B, 17 HR, 37 RBI, 9-10 SB... Matched his HR total from 2021 in just 37 G after hitting 17 HR in 95G for GBO... Was Named the SAL Player of the Week for the week ending 5/22 after batting .435 (10-for-23) with 1 2B, 8 HR and 11 RBI in 6G vs. Bowling Green, finished the week with his first career 3-homer game including a walk-off solo shot on May 22... Recorded the first 3 multi-HR games of his professional career in the series vs. Bowling Green (5/18-22)... At the time of his promotion to ALT on 5/24 he was tied for 1st in MiLB with 17 HR with Cardinals prospect Moises Gomez of AA Springfield... Also ranked 1st in HR (17), RBI (37), SLG %

(.754), OPS (1.131), T-1st in R (34), and 2nd in XBH (22) in the SAL at time of promotion... Knocked a go-ahead 3-run HR in his team debut on 5/24 at HBG, his MiLB-leading 18th HR of the season... Suffered a left quad injury on 6/29 and was placed on IL on 6/30... At the time of his injury his 23 homers ranked T-1st in MiLB, also ranked 7th in SLG% (.657)... Activated on 9/8 after a 5-game rehab assignment with Bradenton where he swatted his 24th HR of the season... Picked up his 20th SB of season on 9/11 at ERIE, 2nd PIT MiLB w/ 20/20... Promoted to Indianapolis on 9/23... Batted .277/.354/.489 with 8 2B, 2 3B, 6 HR, 28 RBI, 10-12 SB in 38G with Altoona...

2021: Spent the season with High-A Greensboro and batted .223 with 18 2B, 17 HR, 56 RBI, 18-19 SB in 95 G... Started all 5 games of the High-A East Champ series and batted .250 with 2 2B, 1 HR, 6 RBI and 2-2 SB...

COLLEGE: Hit .271 (61-for-225) with 13 2B, 1 3B, 12 HR and 46 RBI in 55 games as a junior at Indiana University in 2019... Took home second-team All-Big Ten honors in 2019...



CAREER STATISTICS

YR	CLUB	AVG	G	AB	R	H	2B	3B	HR	RBI	BB	SO	SB	OBP	SLG
19	West Virginia (A-)	.223	49	179	32	40	9	2	3	22	19	48	11	.297	.346
21	Greensboro (A+)	.223	95	358	62	80	18	0	17	56	34	125	18	.294	.416
22	Bradenton (A)	.176	5	17	1	3	0	0	1	1	1	6	1	.222	.353
	Greensboro (A+)	.294	37	126	34	37	3	2	17	37	17	39	9	.377	.754
	Altoona (AA)	.277	38	141	27	39	8	2	6	28	15	47	10	.354	.489
	Indianapolis (AAA)	.500	1	2	0	1	0	0	0	0	0	1	1	.500	.500
	2022 Totals (A/A+/AA/AAA)	.280	81	286	62	80	11	4	24	66	33	93	21	.358	.598
	MLB Totals (3 seasons)	.243	225	823	156	200	38	6	44	144	86	266	50	.317	.464

ABRAHAN GUTIERREZ • CATCHER

Curve



PERSONAL

HEIGHT/WEIGHT: 6-1/231
BIRTHPLACE: Carcas, Venezuela
BORN: October 31, 1999
ACQUIRED: Trade - PHI (2021)

BATS/THROWS: Right/Right
RESIDES: Miranda, Venezuela
AGE: 23 (Turns 24 on October 31)
SCHOOL: N/A

CAREER HIGHS

HITS: 4 - 6/28/17 (GCL ATL @ GCL PIT)
RUNS: 4, 2x, last - 7/20/21 (CLR @ TAM)
HOME RUNS: 1, 23x, last - 8/10/22 (GBO vs. JS)
RBI: 4 - 6/22/21 (CLR vs. DBT)
STOLEN BASES: 1, 9x, last - 7/30/22 (GBO vs. WS)
HITTING STREAK: 17 games, 6/28 - 7/25/18

PROSPECT RANKINGS

2020 *Baseball America* No. 26 Phillies Prospect
 2021 *Baseball America* No. 26 Phillies Prospect
 2022 *Baseball America* No. 22 Pirates Prospect

CAREER HIGHLIGHTS

CAREER TRANSACTIONS: Signed as an international free agent by the Atlanta Braves on July 2, 2016... Granted free agency on November 21, 2017... Signed by the Philadelphia Phillies to a minor league contract on December 21, 2017... Traded from Philadelphia to Pittsburgh on July 30, 2021 in exchange for LHP Braeden Ogle...

CURVE CUTS: Abrahan Alberto Gutierrez... Had his contract voided by MLB after his first season as a professional as a result of the Atlanta Braves' circumvention of the International Bonus Pool. The scandal also allowed the Pirates to sign INF Ji-Hwan Bae... At the 2021 trade deadline was reported to be involved in a trade to the Pirates for LHP Tyler Anderson, but the deal fell through due to issues with the other prospect's physical. Anderson was later dealt to Seattle and the Pirates acquired Gutierrez in a separate deal for LHP Braeden Ogle...

2022: Spent the entire season with High-A Greensboro... Set career-highs in games played (108), runs (51), hits (97), doubles (22), home runs (12), runs batted in (56), and stolen bases (4)... Recorded the first 10-game hit streak of his career from April 21 to May 4 during which he hit .344/.421/.500 with 2 2B, 1 HR and 6 RBI... Put together his most complete month at the plate in the month of June where he batted .273/.333/.429 with 3 2B, 3 HR and 14 RBI... Recorded 4 HR across the final 7 games of the month of July, finished the calendar month with a .419 on-base percentage... Drew a walk in five straight games from August 31 - September 4... Finished the season with 8 of his 12 home runs at hitter-friendly First National Bank Field in Greensboro... Threw out 26% of potential base stealers throughout the season despite splitting catching duties with Henry Davis and Endy Rodriguez throughout the season...

2021: Began the season with Low-A Clearwater in the Philadelphia Phillies organization... Batted

.306/.413/.403 with 3 2B, 1 HR and 9 RBI in the first month of the season... Drew 15 walks in 16 games across the month of July before he was traded to the Pirates on July 31 for LHP Braeden Ogle... Joined Low-A Bradenton and picked up 4 multi-hit games in his first 6 appearances with the Marauders... Played in 22 games with the Marauders and drew 16 walks, recording a .448 on-base percentage... Paced the Marauders offense in the Low-A Southeast Championship Series by going 5-for-11 with 3 HR and 5 RBI, also drew 2 walks... Picked up a hit in each game of the Championship series including a 3-hit day in the series-clinching win with 2 home runs and 3 runs batted in...

2020: Did not play as a result of COVID-19 Pandemic...

2019: Spent the entire season with Single-A Lakewood... Began the season with a 10-game hit streak which included four 2-hit games... Hit .340/.367/.404 with 3 2B and 4 RBI in 12 games in the month of April... After hitting .163 in the month of May, bounced back in June with a .298/.369/.456 batting line, also added 3 2B, 2 HR and 8 RBI... Recorded 4 straight multi-hit games between June 11 and June 15... Struggled down the stretch of the season, batting .241 in his final 24 games...

CAREER STATISTICS

YR	CLUB	AVG	G	AB	R	H	2B	3B	HR	RBI	BB	SO	SB	OBP	SLG
17	GCL Braves (Rk.)	.264	35	129	15	34	9	0	1	12	10	21	0	.319	.357
18	GCL Phillies West (Rk.)	.315	41	162	24	51	10	1	1	30	10	16	2	.362	.407
19	Lakewood (A)	.246	83	289	23	71	9	0	4	27	28	62	3	.314	.318
21	Clearwater (A)	.288	50	177	30	51	10	0	5	32	37	31	0	.420	.429
	Bradenton (A)	.294	22	68	16	20	8	2	0	4	16	13	0	.448	.471
	2021 Totals (A)	.290	72	245	46	71	18	2	5	36	53	44	0	.428	.441
22	Greensboro (A+)	.257	108	377	51	97	22	0	12	56	52	112	4	.356	.411
	MiLB Totals (5 seasons)	.270	339	1202	159	324	68	3	23	161	153	255	9	.359	.389



PERSONAL

HEIGHT/WEIGHT: 6-2/176
BIRTHPLACE: San Antonio, TX
BORN: April 8, 2001
ACQUIRED: Trade - SD (2021)

BATS/THROWS: Left/Left
RESIDES: San Antonio, TX
AGE: 21 (Turns 22 on April 8)
SCHOOL: Churchill (TX) High School

CAREER HIGHS

HITS: 3, 8x, last - 8/3/22 (GBO @ BG)
RUNS: 5 - 8/29/21 (BRD @ FTM)
HOME RUNS: 2 - 8/31/21 (BRD @ TAM)

RBI: 5 - 6/20/21 (BRD @ TAM)
STOLEN BASES: 2 - 8/17/22 (GBO @ ROM)
HITTING STREAK: 13 games, 6/25 - 7/19/19

PROSPECT RANKINGS

2020 *Baseball America* No. 20/MLB.com No. 13 Padres Prospect
 2021 *Baseball America* No. 6/MLB.com No. 6 Pirates Prospect
 2022 *Baseball America* No. 23/MLB.com No. 26 Pirates Prospect
 2023 MLB.com No. 24 Pirates Prospect

CAREER HIGHLIGHTS

CAREER TRANSACTIONS: Drafted by the San Diego Padres in the 3rd Round (84th Overall) of the 2019 First-Year Player Draft out of Churchill (TX) High School... Signed on June 18, 2019... Traded by the Padres to the Pittsburgh Pirates on January 19, 2021 along with pitchers David Bednar, Drake Fellows, and Omar Cruz and catcher Endy Rodriguez from the New York Mets in exchange for pitcher Joe Muzgrove; the Mets also acquired Joe Luchessi from the Padres...

CURVE CUTS: John Hudson Head... Was originally selected by San Diego in the third round of the 2019 First-Year Player Draft and signed for a bonus of \$3,000,000... His bonus was a record for a 3rd round draft selection according to MLB.com's Jim Callis... Was committed to play collegiately at the University of Oklahoma where he would've been teammates with Washington's 2020 1st round selection Cade Cavalli... Hit .615 with 13 home runs and 54 RBI during his senior year of high school... Was a two-sport athlete until his senior of high school, when he gave up football (was a quarterback)... Throws a football right-handed but a baseball left-handed... Attended Winston Churchill HS in San Antonio, TX, same high school as former LHP Randy Coate who pitched 15 major league seasons with the New York Yankees (2000 World Series Champion), Arizona Diamondbacks, Tampa Bay Rays, Florida Marlins, LA Dodgers and St. Louis Cardinals - appeared in 672 career games and recorded a 3.90 ERA... High school teammate Jack Neely (1 year older) pitched collegiately at Iowa Western CC and Ohio State and was drafted in the 11th round in 2021 by the New York Yankees, he spent the 2022 campaign with Low-A Tampa and made four appearances with High-A Hudson Valley, combining for a 3.58 ERA in 38 games... Is a Houston Texans fan...

of July... Also turned in a season-high 12 runs batted in during the calendar month... Turned in his most complete month of the season in August when he batted .292/.383/.528 with 5 2B, 3 3B, 2 HR and 9 RBI... Also went a perfect 6-for-6 stealing bases in August...

2021: Was rated by MLB Pipeline as San Diego's seventh-best prospect at the time he was acquired by Pittsburgh... Entered the season rated by MLB Pipeline as Pittsburgh's sixth-best prospect... Spent the season with Low-A Bradenton where he aided the Marauders to a Low-A Southeast League Championship... Finished second in the Low-A Southeast League in runs scored, tied for third in home runs, fifth in walks, tied for seventh in extra base hits (32), eighth in OPS (.755) and total bases (137) and ninth in OBP and slugging... Made appearances at all three outfield positions with 39 games in RF, 35 in CF, 18 in RF and 8 starts as the Designated Hitter...

2020: Did not play as a result of the COVID-19 Pandemic... Spent the season at the Padres Alternate Training Site where he was hampered by hamstring issues...

2019: Made his professional debut with the rookie-level AZL Padres... After the season was ranked as the No. 10 prospect to play in the Arizona League by *Baseball America*...

2023: Made several appearances in Pirates Major League Spring Training games as a minor league reserve...

2022: Spent the entire season with High-A Greensboro under Manager Callix Crabbe... Set career-highs in 2B (17), 3B (4) and SB (13)... Made appearances at all three outfield spots with 67 starts in CF, 20 in RF, 11 in LF and made 7 starts as the Designated Hitter... Hit 7 of his 10 home runs on the season at Hitter-friendly First National Bank Field... Hit 5 of his 10 home runs in the month

CAREER STATISTICS

YR	CLUB	AVG	G	AB	R	H	2B	3B	HR	RBI	BB	SO	SB	OBP	SLG
19	AZL Padres (Rk.)	.283	32	120	19	34	7	3	1	12	15	29	3	.383	.417
21	Bradenton (A)	.213	101	348	67	74	16	1	15	50	68	137	3	.362	.394
22	Greensboro (A+)	.234	106	359	60	84	17	4	10	40	47	141	13	.343	.387
MLB Totals (3 seasons)		.232	239	827	146	192	40	8	26	102	130	307	19	.357	.394



PERSONAL

HEIGHT/WEIGHT: 6-1/180
BIRTHPLACE: Whittier, CA
BORN: August 6, 2001
ACQUIRED: 2nd Round - 2020

BATS/THROWS: Left/Right
RESIDES: Whittier, CA
AGE: 21 (Turns 22 on August 6)
SCHOOL: La Mirada High School (CA)

CAREER HIGHS

IP (START): 7.0 - 6/26/22 (GBO vs. ASH)
IP (RELIEF): 3.1 - 7/11/21 (BRD vs. CLR)
RUNS ALLOWED: 9 - 8/27/21 (BRD @ FTM)

STRIKEOUTS: 11 - 6/27/21 (BRD vs. JUP)
WALKS: 4, 4x, last - 6/21/22 (GBO vs. ASH)
MOST HITS: 8 - 5/11/22 (GBO @ HIC)

PROSPECT RANKINGS

2021 *Baseball America* No. 15 / MLB.com No. 17 Pirates Prospect

2022 *Baseball America* No. 9 / MLB.com No. 18 Pirates Prospect

2023 *Baseball America* No. 11 / MLB.com No. 11 Pirates Prospect

CAREER HIGHLIGHTS

CAREER TRANSACTIONS: Drafted by the Pittsburgh Pirates in the second round (44th overall) of the 2020 First-Year Player Draft out of La Mirada High School (CA)... Signed on July 2, 2020

CURVE CUTS: Jared Keith Jones... His father, Keith, was drafted by Arizona in 1997 and spent two seasons in their system as an infielder... Selected by the Pirates 13 picks after Carmen Mlodzinski in the 2020 MLB Draft and signed with the Pirates for a bonus of \$2,200,000... Played outfield and pitched in high school and was viewed by scouts as one of the best athletes in the high school class of the 2020 draft... Was committed to play collegiately at the University of Texas... Features a fastball, slider, curveball and change-up... Added the curveball to his pitch mix during the COVID-19 shutdown in the spring and summer of 2020... In his final full high school season in 2019 was named the Whittier Daily News' Player of the Year after leading his team to the CIF-SS Division Semifinals with a 7-1 record and a 0.77 ERA, also hit .457 at the plate... Three times during his amateur career was a member of USA Baseball's Junior National Teams... Was Named the 2019 Perfect Game/Rawlings National High School Two-Way Player of the Year... Became close friends with MLB Pitcher/Outfielder Michael Lorenzen through La Mirada High School's Fellowship for Christian Athletes Program...

2023: Was a non-roster invitee to Pirates Spring Training...

2022: Spent the entire season with High-A Greensboro where he led the South Atlantic League and Pirates minor leaguers with 26 starts and 142 strikeouts... Also ranked second among Pirates minor leaguers in innings (122.2) and walks (51)... His 142 strikeouts were the most by a Pirates minor leaguer since Luis Escobar recorded 168 strikeouts during the 2017 season... Improved his walk rate from 4.64/9 innings in 2021 to 3.74/9 during the season... Held his opponent to two runs or fewer in 13-of-26 starts... Struck out at least six batters in four of his five outings of the season... Struck out a season-high 10 batters across 5.0 innings on 5/28 at Asheville... Finished the month of June with his longest start of the season, a career-high 7.0 innings, on 6/26 against Asheville, allowed just four hits, one run (solo HR), no walks and 9 strikeouts... Tossed a career-high 96 pitches on July 15 at Brooklyn across 6.0 innings of one-run ball with 8 strikeouts... Threw 78 pitches or fewer in each of his final six

starts of the season and finished the season with twice as many innings pitched than 2021 where he threw 66.0 innings for Low-A Bradenton... Went 1-2 with a 2.32 ERA (8 ER / 31.0 IP) in six starts made during the day...

2021: Spent the season with Low-A Bradenton where he went 3-6 with a 4.64 ERA in 18 appearances, 15 starts. Struck out 103 batters in 66.0 innings... Aided the Ma-rauders to a Low-A Southeast Championship, but did not appear in postseason play after hitting his inning limit for the season... His 103 strikeouts were tied for 5th-most in the Low-A Southeast and also 5th-most among Pirates minor leaguers... Held a 2.41 ERA through his first six appearances of the season (with 33 strikeouts and 8 walks)... Struck out a career-high 11 batters across just 4.0 innings on 6/27 against Jupiter... Struck out 33 batters in 20.1 innings in the month of August, struck out at least six batters in each of his five starts... Struck out 6 or more batters 11 times...



CAREER STATISTICS

YR	CLUB	W-L	ERA	G	GS	CG	SHO	SV	IP	H	R	ER	HR	BB	SO
21	Bradenton (A)	3-6	4.64	18	15	0	0	0	66.0	63	44	34	6	34	103
22	Greensboro (A+)	5-7	4.62	26	26	0	0	0	122.2	115	68	63	19	51	142
MiLB Totals (2 seasons)		8-13	4.63	44	41	0	0	0	188.2	178	112	97	25	85	245



PERSONAL

HEIGHT/WEIGHT: 6-4/231
BIRTHPLACE: Liberty Township, OH
BORN: September 3, 1997
ACQUIRED: 10th Round - 2019

BATS/THROWS: Right/Right
RESIDES: Liberty Township, OH
AGE: 25 (Turns 26 on September 3)
SCHOOL: University of Notre Dame

CAREER HIGHS

IP (START): 2.0 - 5/13/22 (GBO @ HIC)
IP (RELIEF): 3.1 - 6/29/21 (BRD @ FM)
RUNS ALLOWED: 4, 2x, last - 6/26/22 (GBO vs. ASH)

STRIKEOUTS: 6, 2x, last - 5/26/21 (BRD vs. PMB)
WALKS: 3, 2x, last - 4/15/22 (GBO @ WS)
MOST HITS: 4 - 5/29/22 (GBO @ ASH)

CAREER HIGHLIGHTS

CAREER TRANSACTIONS: Drafted by the Pittsburgh Pirates in the 10th round (304th overall) of the 2019 First-Year Player Draft out of the University of Notre Dame... Signed on June 11, 2019

CURVE CUTS: Cameron Joel Junker... Signed with the Pirates for a bonus of \$125,000... Attended Archbishop Moeller HS in Cincinnati, OH where he played Football, Basketball and Baseball... Notable Arch. Moeller graduates include: OF Ken Griffey Jr., INF Barry Larkin, INF David Bell, INF Adam Hyzdu, LHP Zach Logue (OAK), and LHP Phil Diehl (NYM)... Was a freshman when Diehl was a senior and worked out with Diehl when he returned during winter break from college... Born in Fort Thomas, Kentucky... Father, Joel, played basketball at Adrian College... His younger brother, Braedon, plays college football at The University of Chicago (D3) where he was named First Team All-MWC in 2021 during his junior season... Despite his attendance at Notre Dame, roots for the University of Cincinnati Football Team... Is an avid golfer and never misses a chance to play on team off-days...

2022: Finished the season 2nd among Pirates minor league pitchers with 12 saves... Also finished 6th among Pirates minor league relievers with 69 strikeouts... Began the season at Greensboro going 6-3 with a 3.64 ERA in 42 appearances, 1 start, 37 H, 24 BB, 62 K... Earned 12 saves which was T-1st in the SAL at the time of his promotion to Altoona on 9/6... Turned in a solid month of July, allowing 2R in one appearance and going unscored upon in the other 7 (2.25 ERA)... Finished the season ranked second

in the South Atlantic League in saves and tied for third in appearances... Tossed a scoreless inning in his Curve debut on 9/7 at Erie... Struck out the side in his final outing of the season on 9/18 vs REA...

2021: Split the season between Bradenton and Greensboro going 2-0 with a 3.71 ERA in 17 appearances... In 34.0 IP, allowed just 19 H, 21 BB and struck out 54... Pitched 3.0 hitless innings in Bradenton's combined 9-inning no-hitter on 5/15 @ Dunedin with Jose Maldonado, Brennan Malone and Wandi Monout... Was promoted to High-A Greensboro on 7/8 and made 3 appearances before his season came to an end with an unspecified injury...

COLLEGE: Worked as a starter for the Irish in 2019, setting career highs in IP (77.1), strikeouts (73) and BAA (.234)... Led Irish starters in ERA (4.19)... Was named to the ACC's All-Academic Honor Roll in 2017... Ranked eighth in the ACC in batting average against (.220) in 2019... Was the starting pitcher in each of Notre Dame's three shutouts in 2019

CAREER STATISTICS

YR	CLUB	W-L	ERA	G	GS	CG	SHO	SV	IP	H	R	ER	HR	BB	SO
19	West Virginia (A-Short)	5-0	1.29	19	0	0	0	5	28.0	13	4	4	0	11	45
21	Bradenton (A)	2-0	3.00	14	0	0	0	1	30.0	14	12	10	2	20	47
	Greensboro (A+)	0-0	9.00	3	0	0	0	0	4.0	5	4	4	1	1	7
	2021 Totals (A/A+)	2-0	3.71	17	0	0	0	1	34.0	19	16	14	3	21	54
22	Greensboro (A+)	6-3	3.64	42	1	0	0	12	47.0	37	23	19	6	24	62
	Altoona (AA)	0-0	0.00	4	0	0	0	0	4.1	1	0	0	0	1	7
	2022 Totals (A+/AA)	6-3	3.33	46	1	0	0	12	51.1	38	23	19	6	25	69
	MiLB Totals (3 seasons)	13-3	2.91	82	1	0	0	18	113.1	70	43	37	9	57	168

MOST SINGLE-SEASON SAVES

Curve closers with ten or more saves in a single season are listed below

Matt Peterson (2007).....	29	Elio Serrano (2004).....	14
Brandon Knight (2006).....	27	Kenn Kasperek (2014).....	13
Noah Krol (2011).....	24	Vic Black (2012).....	12
Matt Eckelman (2019).....	23	Jhondaniel Medina (2015).....	12
Montana DuRapau (2016).....	22	Tony Pavlovich (2001).....	12
Justin Kaye (2005).....	22	Brian Smith (2000).....	12
Daniel Moskos (2010).....	21	Matt Duff (1999).....	12
Todd Ozias (2003).....	21	Matt Eckelman (2018).....	11
Chris Spurling (2002).....	20	Yhonathan Barrios (2015).....	10
Jeff Miller (2004).....	18	Scott Nestor (2009).....	10
Luis Sanz (2013).....	16	Geoff Hartlieb (2018).....	10
Tate Scioneaux (2017).....	14	Tyler Samaniego (2022).....	10
Montana DuRapau (2017).....	14		

WILL KOBOS • PITCHER

Curve



PERSONAL

HEIGHT/WEIGHT: 6-2/180
BIRTHPLACE: Charlotte, North Carolina
BORN: August 3, 1997
ACQUIRED: 19th Round (2018)

BATS/THROWS: Right/Right
RESIDES: Charlotte, North Carolina
AGE: 25 (Turns 26 on August 3)
SCHOOL: George Washington

CAREER HIGHS

IP (START): 5.0, 8x, last - 8/31/19 (GBO @ WV)
IP (RELIEF): 3.1 - 8/17/18 (BRS @ BUR)
RUNS ALLOWED: 7 - 8/4/18 (BRS @ KNG)

STRIKEOUTS: 10 - 8/26/19 (GBO vs. ROM)
WALKS: 4, 4x, last - 4/22/22 (ALT vs. NH)
MOST HITS: 7 - 7/13/19 (WV @ BRK)

CAREER HIGHLIGHTS

CAREER TRANSACTIONS: Drafted by the Pittsburgh Pirates in the 19th round (564th overall) of the 2018 First-Year Player Draft out of George Washington University...Signed on June 13, 2018

CURVE CUTS: William Alexander Kobos... Twin brother, Scott, is a pitcher in the Chicago Cubs system, was drafted in the 38th round of the 2017 Draft by Cleveland and did not sign, finished his collegiate career at Coastal Carolina in 2020 before signing with the Chicago Cubs and reached Triple-A Iowa in 2021 for three appearances (2.18 ERA in 25 games with Iowa, Tennessee, South Bend and Myrtle Beach)... Scott made 12 appearances for Double-A Tennessee in 2022... Scott played college baseball at UNC Asheville... Has two other brothers, Zak and Ben... Attended Myers Park High School in Charlotte, North Carolina, which is just 97 miles from Greensboro's First National Bank Park...

2022: Began the season on the Injured List and was activated on 4/22 and assigned to Altoona... Matched his career-high with 4 BB in his team debut on 4/22... Had a 6.1 inning scoreless streak broken in his first outing as an Opener on 6/2 vs. Bowie, threw a season-high 54 pitches... Placed on 7-Day IL on 6/23 (retro 6/22) with a hamstring injury... Made 5 rehab appearances with the FCL Pirates, Bradenton, and Greensboro to finish the season totaling 6.2 IP, 7 H, 5 R, 3 BB, 7 K...

2021: Spent the entire season working out of the bullpen for High-A Greensboro under manager Kieran Mattison... Was his first season working as a reliever after starting in his first two seasons in the Pirates minor league system... Went 6-2 with a 2.16 ERA in 27 appearances and picked up five saves... Struck out a career-high 68 batters in 41.2 innings pitched... Held opponents to a .129 batting average against, allowing just 19 hits throughout the season... Did not allow an earned run in nine appearances in the month of June, struck out 19 in 15.2 innings pitched and saw just one unearned run cross home... Went 2.0 innings or more in 11 of his first 20 appearances of the season... Finished the year with seven straight scoreless appearances and four saves, struck out 19 batters over his final 8.0 innings pitched... Placed on the 7-Day Injured list on August 25 and missed the rest of the season... Struck out three or more batters 13 times in 27 appearances... Finished the season sixth in the organization among relievers with 68 strikeouts...

2020: Did not play as a result of COVID-19 pandemic

2019: Began the season in Extended Spring Training before joining the rotation with short-season West Virginia... Made five starts for the Black Bears and was touched for 13 earned runs in 19.1 innings and recorded a 6.05 ERA... Joined the rotation with single-A Greensboro on July 28 and completed 5.0 innings in six of his seven starts with the Grasshoppers... Fired a hitless start of at least 4.0 innings twice... Struck out a career-high ten batters on August 26 against Rome, allowed one run on two hits and walked four... Finished the season with a 3.54 ERA in 12 starts after allowing just eight earned runs in 34.0 innings (2.12 ERA) with Greensboro to finish the year...

2018: Made his professional debut in the swinging between the rotation and bullpen for rookie-level Bristol under Manager Miguel Perez... Was touched for 25 earned runs in 31.2 innings pitched, issued 19 walks and struck out 42... Fired 3.0 scoreless innings on August 13 at Johnson City, struck out five and did not allow a hit... Finished 3.0 innings or more in four outings...

COLLEGE: Missed the 2016 season with injury and worked as a reliever in his final two seasons with the Colonials... 2017 ABCA/Rawlings All-East Region Second Team... Named to the 2017 Atlantic 10 All-Academic Team... As a junior, led team with 24 appearances and posted a 4-1 record with three saves... led team with 1.99 ERA across 40.2 innings of work... limited opponents to .188 batting average with 42 strikeouts against just 15 walks... finished conference games with a 17-to-8 strikeout-to-walk ratio... opponents batted just .161 against him in A-10 games



CAREER STATISTICS

YR	CLUB	W-L	ERA	G	GS	CG	SHO	SV	IP	H	R	ER	HR	BB	SO
18	Bristol (Rk.)	2-2	7.11	14	3	0	0	2	31.2	30	28	25	4	19	42
19	West Virginia (A-)	1-3	6.05	5	5	0	0	0	19.1	23	14	13	2	7	17
	Greensboro (A)	2-3	2.12	7	7	0	0	0	34.0	17	10	8	0	18	41
	2019 Totals (A-/A)	3-6	3.54	12	12	0	0	0	53.1	40	24	21	2	25	58
21	Greensboro (A+)	6-2	2.16	27	0	0	0	5	41.2	19	13	10	4	23	68
22	FCL Pirates (Rk.)	0-1	9.00	1	1	0	0	0	1.0	2	1	1	0	0	3
	Bradenton (A-)	1-0	4.91	3	0	0	0	0	3.2	3	2	2	1	3	3
	Greensboro (A+)	0-0	9.00	1	0	0	0	0	2.0	2	2	2	2	0	1
	Altoona (AA)	3-1	3.77	12	1	0	0	1	14.1	10	8	6	0	15	18
	2022 Totals (Rk./A-/A+/AA)	3-1	4.71	17	2	0	0	1	21.0	17	13	11	3	18	25
MiLB Totals (4 seasons)		14-11	4.08	70	17	0	0	8	147.2	106	78	67	13	85	193



PERSONAL

HEIGHT/WEIGHT: 6-0/195
BIRTHPLACE: Fayetteville, Arkansas
BORN: February 5, 1997
ACQUIRED: 5th Round (2018)

BATS/THROWS: Right/Right
RESIDES: Fayetteville, Arkansas
AGE: 26
SCHOOL: Arkansas

CAREER HIGHS

HITS: 3, 3x, last - 8/30/19 (GBO @ WV)
RUNS: 4 - 8/6/21 (GBO vs. HIC)
HOME RUNS: 3 - 8/30/19 (GBO @ WV)

RBI: 4, 2x, last - 7/28/21 (GBO vs. WS)
STOLEN BASES: 1, 2x, last - 4/30/19 (GBO vs. ROM)
HITTING STREAK: 10 games, 4/18-5/4/19

CAREER HIGHLIGHTS

CAREER TRANSACTIONS: Drafted by the Pittsburgh Pirates in the fifth round (144th overall) in the 2018 First-Year Player Draft...Signed on July 2, 2018.

CURVE CUTS: Last name pronounced "cook"... Signed for \$364,600...Attended Fayetteville HS in Fayetteville, Arkansas and was ranked a top-500 prospect by Perfect Game before committing to Arkansas...

2022: Began the season with Triple-A Indianapolis and was placed on their Development List on April 7... Was transferred to the FCL on April 25 and transferred to Bradenton on May 31... Played 28 games for the Marauders and batted: .229/.356/.289 with 2 2B, 1 HR, 8 RBI and 14 BB... Assigned to Altoona on 7/26... Made 4 appearances, went 0-for-11 with 1 BB and 4 K... Placed on Development List on 8/12 where he remained for the rest of the season...

2021: Combined to play 70 games between Greensboro and Altoona, batted .178/.259/.347 with 10 2B, 10 HR and 36 RBI... Was one of 23 Pirates Minor Leaguers to hit at least 10 HR, hit a career-high ten homers... Drove in 4 runs in a game twice... Had a season-long 9-game hit streak from 5/27-6/9 batting: .364/.405 with 2 2B, 2 HR and 10 RBI... Assigned to Altoona on August 10... Made his Double-A debut as the designated hitter on August 12 in game two of the doubleheader at Erie, went 0-for-2... Broke an 0-for-21 stretch to start his Curve career with an RBI single on 8/28 against Richmond...

2020: Did not play as a result of COVID-19 pandemic

2019: Spent the entire season as the primary catcher for Greensboro and hit eight home runs in 94 games with a .202 batting average... Picked up his first career multi-homer game of his career on August 30, when he hit three in a game against West Virginia... Spent the full season with High-A Greensboro and batted .202/.273/.318 with 15 2B, 8 HR, 34 RBI, 32 BB, 60 K... Batted .164 from July 1 through the end of the season...

2018: Made his professional debut with short-season West Virginia and batted .188 with two doubles, one triple, two home runs and drove in 11 runs in 40 games...

COLLEGE: Hit .245 (53-for-216) with seven doubles, seven home runs and 35 RBI in 66 games (62 starts) in 2018 with the University of Arkansas... Led all catchers in the SEC with 13 home runs in 2017, which also ranked seventh overall in the conference... Threw out 16 of the 24 runners attempting to steal against him in 2017, which ranked third among all SEC backstops... Took home first-team All-SEC honors in 2017... Helped the Razorbacks reach the College World Series Final where they lost to Adley Rutschman, Steven Kwan and Oregon State University

CAREER STATISTICS

YR	CLUB	AVG	G	AB	R	H	2B	3B	HR	RBI	BB	SO	SB	OBP	SLG
18	West Virginia (A-)	.188	40	133	10	25	2	1	2	11	22	35	1	.304	.263
19	Greensboro (A)	.202	94	337	39	68	15	0	8	34	32	60	1	.273	.318
21	Greensboro (A+)	.192	54	182	34	35	8	0	9	32	22	51	0	.286	.385
	Altoona (AA)	.130	16	54	4	7	2	0	1	4	2	13	0	.161	.222
	2021 Totals (A+/AA)	.178	70	236	38	42	10	0	10	36	24	64	0	.259	.347
22	Bradenton (A-)	.229	28	83	6	19	2	0	1	8	8	14	0	.356	.289
	Altoona (AA)	.000	4	11	1	0	0	0	0	0	1	4	0	.083	.000
	2022 Totals (A-/AA)	.202	32	94	7	19	2	0	1	8	15	31	0	.327	.255
	MLB Totals (4 seasons)	.193	236	800	94	154	29	1	21	89	93	190	2	.281	.310



PERSONAL

HEIGHT/WEIGHT: 6-1/223
BIRTHPLACE: Puerto Plata, D.R.
BORN: February 7, 2002
ACQUIRED: Non-Drafted Free Agent - 2018

BATS/THROWS: Right/Right
RESIDES: Puerto Plata, D.R.
AGE: 21
SCHOOL: N/A

CAREER HIGHS

HITS: 5 - 6/19/19 (DSL PIR @ DLS GIA)
RUNS: 3, 6x, last - 8/7/22 (GBO @ BG)
HOME RUNS: 2, 3x, last - 7/31/22 (GBO vs. WS)

RBI: 6 - 6/25/22 (GBO vs. ASH)
STOLEN BASES: 1, 12x, last - 6/29/22 (GBO @ HIC)
HITTING STREAK: 18 games, 7/13 - 8/5/22

PROSPECT RANKINGS

2022 MLB.com No. 23 Pirates prospect
 2023 Baseball America No. 24/MLB.com No. 19 Pirates prospect

CAREER HIGHLIGHTS

CAREER TRANSACTIONS: Signed by the Pittsburgh Pirates as a non-drafted free agent to a minor league contract on July 2, 2018...

CURVE CUTS: Dariel Lopez... Signed for \$400,000 in the 2018-19 International Free Agent class for the Pirates, a group that includes RHP Luis Ortiz, RHP Enmanuel Mejia, OF Rodolfo Nolasco, and RHP Adrian Florencio... Had Tommy John surgery after he signed, but still played 47 games in the DSL in 2019 (Pirates-Prospects.com)...

2023: Missed the season after dislocating his right knee in March...

2022: Spent the entire season with High-A Greensboro... Finished the season 5th in the South Atlantic League in HR (19), 6th in H (112), 8th in BA (.286) and 9th in SLG% (.476)... Hit 15 of his 19 home runs at hitter-friendly First National Bank Field... Played 52 games at 3B, 25 games at SS, 18 games at 2B and 8 games as the DH, committed 25 errors in 90 games in the field... Batted .206 across the first 40 games of the season then finished the season hitting .339/.373/.551 with 9 2B, 1 3B, 13 HR and 43 RBI over the final 58 games of the season... Picked up at least

one hit in 49-of-58 games from June 10 through the rest of the season... Finished off a brilliant month of July with his third career multi-homer game on July 31, batted .365/.396/.646 with 4 2B, 1 3B, 7 HR and 14 RBI in the calendar... Was placed on the 7-Day IL on August 30 and activated on September 9, went 3-for-8 with 2 RBI in his final two games of the season... After the season played 5 games for Gigantes del Cibao of the Dominican Winter League where he went 5-for-16 with 1 3B, 1 RBI with 2 BB... Moved into MLB.com's top-30 at the end of July when INF Oneil Cruz graduated from the list and finished the season ranked as the No. 23 prospect in the system...

2021: Aided the Bradenton Marauders to a 2021 Low-A Southeast League Championship... Played at the age of 19 as part of the league's youngest hitting group (20.4)... Finished the season ranked fifth in the League in batting average (.258) and RBI (64), fourth in hits (93), sixth in total bases (142) and 10th in slugging and OPS (.735)...



CAREER STATISTICS

YR	CLUB	AVG	G	AB	R	H	2B	3B	HR	RBI	BB	SO	SB	OBP	SLG
19	DSL Pirates (Rk.)	.341	47	167	41	57	10	4	2	33	14	30	5	.404	.485
21	Bradenton (A)	.258	98	361	52	93	17	1	10	64	41	103	1	.341	.393
22	Greensboro (A+)	.286	102	391	58	112	15	1	19	58	21	107	6	.329	.476
MiLB Totals (3 seasons)		.285	247	919	151	262	42	6	31	155	76	240	12	.348	.445



PERSONAL

HEIGHT/WEIGHT: 6-0/188
BIRTHPLACE: Saltillo, Coahuila, Mexico
BORN: March 11, 1998
ACQUIRED: International Free Agent (2018)

BATS/THROWS: Right/Right
RESIDES: Saltillo, Coahuila, Mexico
AGE: 24 (Turns 25 on March 11)
SCHOOL: N/A

CAREER HIGHS

HITS: 4, 4x, last - 6/26/19 (GBO vs. WV)
RUNS: 3, 5x, last - 7/14/19 (GBO vs. WV)
HOME RUNS: 2, 3x, last - 6/28/22 (GBO @ HIC)

RBI: 8 - 5/30/21 (GBO vs. WIL)
STOLEN BASES: 1 - Several Times
HITTING STREAK: 10 games, 6/17 - 6/27/21

CAREER HIGHLIGHTS

CAREER TRANSACTIONS: Signed by Saraperos de Saltillo of the Mexican League as a free agent on July 24, 2016... Signed by the Pittsburgh Pirates to a minor league deal as an international free agent on February 21, 2018

CURVE CUTS: Fabricio Macias... Was one of the youngest players in the Mexican League, playing 73 games for Saraperos de Saltillo in 2017 at age 19, a full ten years younger than the average player in the league...

2022: Began the season on Altoona's 60-Day IL before beginning a rehab assignment with Bradenton on May 17 and continuing it with Greensboro on May 24... Was activated to the Greensboro roster on May 31... Played 29 games with Greensboro, batting .245/.296/.425 with 4 2B, 5 HR and 23 RBI... Transferred to Altoona on July 1... Recorded a 7-game Hit Streak (7/3-14): .393/.393/.536 with 4 2B, 5 RBI, 2-3 SB... Recorded a career-high 3 2B as part of a 3-for-4 day with 2 RBI on 7/14 vs RIC... Went 10-for-23 (.435) with 5 2B and 7 RBI in 6G against RIC from 7/12-17... Blasted his first AA homer on 7/27 @ BOW... Had at least one hit in 15-of-17 games to begin his tenure with Altoona... Picked up a hit in eight straight games from 7/16-7/28: .333/.364/.533 with 3 2B, 1 HR and 9 RBI... Drove in 18 runs in July T-5th-most in Eastern League... 8G Hit (8/19 - 9/11): .333/.333/.545, 4 2B, 1 HR, 4 RBI... In 41 games with ALT: .255/.280/.409 with 11 2B, 4 HR, 25 RBI, 5-9 SB...

2021: Began the season with High-A Greensboro and finished the year with Triple-A Indianapolis becoming the second Pirates outfielder to skip Altoona alongside Travis Swaggerty... Aided the Grasshoppers to a dominant start to the season under Manager Kieran Mattison and batted .316 with nine doubles, two triples, six home runs and drove in 38 in 44 games... Was also 5-of-8 stealing bases... Hit two grand slams in the same game on May 30 and set a career-high with eight runs batted in... Set a career-high with a ten game hit streak from June 17-27 in which he hit .439

(18-for-41) with four doubles, one triple, three home runs and drove in nine... Batted .361 in the month of June... Was promoted to Indianapolis after July 4th and made his Indians debut as a pinch-hitter on July 6... Picked up three straight multi-hit games in his third, fourth and fifth games with Indy... Finished the season going 1-for-15 (.067) in the month of September... After the season, played 14 games with Aguilas de Mexicali in the Mexican Pacific Winter League and batted .174...

2020: Did not play as a result of COVID-19 pandemic

2019: Finished the season fourth in the South Atlantic League in RBI (79) and hits (132), also tied for sixth in the league in runs scored (72)... Spent the entire season with the Greensboro Grasshoppers under Manager Miguel Perez... Ranked second among all Pirates minor leaguers in RBI (79) and fifth in batting average (.280)... Emerged from a chilly month of April, in which he batted .132 in 18 games, to become one of the more reliable hitters in the Grasshoppers lineup in May when he batted .347 with seven doubles and four home runs, also drove in 22 runs... Had seven multi-hit games in an eight-game hit streak from May 20 to May 28... Hit seven of his eight home runs in the first two months of the season, hit just one homer in his final 81 games, but drove in 52 runs and stole 14 bases...

2018: Split the season between short-season West Virginia and single-A West Virginia in the Pirates organization... Season debut was delayed to allow for contract and visa approval from Major League Baseball... Made his stateside debut on June 21 against State College with short-season West Virginia... Played two games with the Black Bears before a promotion to single-A West Virginia where he played in 40 games and batted .222 with six doubles, two triples and one home run, also drove in 19 runs... Finished the season with short-season West Virginia and totaled 19 games for the Black Bears going 25-for-77 (.325) at the plate across his two stints in Morgantown...



CAREER STATISTICS

YR	CLUB	AVG	G	AB	R	H	2B	3B	HR	RBI	BB	SO	SB	OBP	SLG
18	West Virginia (A-)	.325	19	77	9	25	4	2	0	5	6	12	2	.373	.429
	West Virginia (A)	.222	40	126	22	28	6	2	1	19	14	42	5	.315	.325
	2018 Totals (A-/A)	.261	59	203	31	53	10	4	1	24	20	54	7	.336	.365
19	Greensboro (A)	.280	122	472	72	132	25	3	8	79	28	90	18	.330	.396
21	Greensboro (A+)	.316	44	171	27	54	9	2	6	38	10	41	5	.364	.497
	Indianapolis (AAA)	.245	38	102	13	25	2	0	2	9	4	27	2	.300	.324
	2021 Totals (A+/AAA)	.289	82	273	40	79	11	2	8	47	14	68	7	.340	.432
22	Bradenton (A-)	.125	5	16	0	2	1	0	0	4	2	3	1	.222	.188
	Greensboro (A+)	.267	24	90	12	24	3	0	5	19	6	19	1	.309	.467
	Altoona (AA)	.255	41	149	20	38	11	0	4	25	5	42	5	.280	.409
	2022 Totals (A-/A+/AA)	.251	70	255	32	64	15	0	9	48	13	64	7	.287	.416
MILB Totals (4 seasons)		.278	415	1386	216	386	66	12	26	213	85	308	57	.328	.400



PERSONAL

HEIGHT/WEIGHT: 6-7/220
BIRTHPLACE: Tualitin, Oregon
BORN: January 9, 1998
ACQUIRED: 6th Round (2019)

BATS/THROWS: Right/Right
RESIDES: Vancouver, Washington
AGE: 25
SCHOOL: Stanford

CAREER HIGHS

HITS: 3, 9x, last - 9/7/21 (GBO @ JS)
RUNS: 3, 3x, last - 9/8/21 (GBO @ JS)
HOME RUNS: 2 - 7/2/19 (WV @ AUB)

RBI: 6, 2x, last - 8/15/21 (GBO @ WS)
STOLEN BASES: 1, 3x, last - 8/8/21 (GBO vs. HIC)
HITTING STREAK: 9 games, 8/8 - 8/18/21

AWARDS & HONORS

High-A East Offensive Player of the Week (8/15/21)

CAREER HIGHLIGHTS

CAREER TRANSACTIONS: Drafted by the Pittsburgh Pirates in the sixth round (184th overall) of the 2019 First-Year Player Draft out of Stanford...Signed on June 17th, 2019

CURVE CUTS: William Joseph Matthiesen... last name pronounced "MATH-issen"... Is just the third position player in franchise history to stand at 6'6" or taller, matching Oneil Cruz as the tallest position player in franchise history at 6'7"... A two-way player at Stanford University, has made just one appearance on the mound as a professional... Graduated with a degree in Management Science & Engineering... Signed for \$261,200... Attended West Linn High School in West Linn, Oregon... Was ranked the No. 1 3B recruit in the state of Oregon and No. 5 overall by *Perfect Game* as a high school senior... Was also a three-time state champion and two-time all-league selection in basketball at West Linn... Has an older sister, Hannah, and a younger sister, Claire... Girlfriend Lexie Hull played basketball at Stanford and was a 2021 NCAA Champion with her twin sister Lacie... Lexi was drafted 6th overall in the 2022 WNBA Draft by the Indiana Fever... Two uncles rowed at Cal... Grandmother, Dorothy Hughes Matthiesen, was the No. 1 ranked tennis player in the world for her age group (75+) in 2010... Grandfather, John, played soccer and rugby at Yale...


2022: Was named to the Curve's Opening Day roster... Went 0-for-4 with 3 K in his team debut on 4/8 vs. HBG... Homered in back-to-back games on 4/20 and 4/21 vs. NH... Placed on 7-Day IL on 5/3 (shoulder) and missed the rest of the season after undergoing season-ending labrum surgery...

2021: Began the season with Low-A Bradenton before aiding High-A Greensboro to an appearance in the High-A East Championship Series... Smashed a career-best 15 home runs, was one of 15 Pirates minor leaguers to hit at least 15 home runs on the season... Finished the season third among Pirates minor leaguers with 76 RBIs... Recorded the first 6-RBI game in Marauders history on May 20 when he went 3-for-4 with two doubles and a home run... Was promoted to Greensboro the next day after he batted .256 in 12 games for Bradenton to start the year... Spent the majority of the season starting at first base for Greensboro, but also made 11 appearances in right field... Got off to a slow start with the Grasshoppers batting .188 in his first 39 games before finishing the year with a .299 average over his final 39 games in the regular season... Hit eight home runs and batted .279 with 32 RBIs in 23 games in the month of August, his 32 RBIs led all of Minor League Baseball... Pitched one inning on August 6 vs. Hickory, allowed 6 runs (5 earned) on four hits, 1 HR, 1 BB, but still picked up the victory after hitting a walk-off grand slam in the bottom of the 12th inning to aid the Grasshoppers to a 15-14 win over the Crawdads... Batted .391 with three home runs and drove in 15 to earn High-A East Player of the week honors for the week ending August 15... Went 4-for-19 (.211) with two home runs and three walks in the High-A East Championship Series against Bowling Green...

2020: Did not play as a result of COVID-19 pandemic

2019: Made his professional debut with short-season West Virginia... Batted .220 with ten extra base hits in 45 games... Picked up his first career multi-homer game in just his sixth game with West Virginia, knocked two homers on July 2 at Auburn...

COLLEGE: Hit .322 (67-for-208) with 12 doubles, 12 home runs and 52 RBI in 57 games in 2019... Also went 6-2 with one save and a 3.71 ERA (53.1ip/22er) and 55 strikeouts in 15 appearances (eight starts) as a junior in 2019 with Stanford... Was named to the 2019 Pac-12 all-conference team as a pitcher/infielder... Was also named a Third Team All-American by the American Baseball Coaches Association (ABCA)... Became the seventh player to be selected by the Pirates out of Stanford... Was a 2019 finalist for the John Olerud Award, which is annually awarded to the best two-way player in college baseball... Helped lead the Cardinals to a 45-14 record and an appearance in the NCAA Super Regionals where they fell to host Mississippi State in the opening round...



CAREER STATISTICS

YR	CLUB	AVG	G	AB	R	H	2B	3B	HR	RBI	BB	SO	SB	OBP	SLG
19	West Virginia (A-)	.220	45	159	21	35	5	1	4	19	18	46	2	.303	.340
21	Bradenton (A)	.256	12	39	6	10	3	1	2	11	12	21	0	.431	.538
	Greensboro (A+)	.245	77	277	51	68	14	0	13	65	30	107	1	.319	.437
	2021 Totals (A/A+)	.247	89	316	57	78	17	1	15	76	42	128	1	.335	.449
22	Altoona (AA)	.171	11	41	4	7	1	0	2	4	1	14	0	.190	.341
	MiLB Totals (3 seasons)	.233	145	516	82	120	23	2	21	99	61	188	3	.315	.407



PERSONAL

HEIGHT/WEIGHT: 6-2/171
BIRTHPLACE: Bethel Park, PA
BORN: November 23, 1999
ACQUIRED: 10th Round - 2021

BATS/THROWS: Right/Right
RESIDES: Bethel Park, PA
AGE: 23 (Turns 24 on November 23)
SCHOOL: Eastern Michigan

CAREER HIGHS

IP (START): 7.0, 2x, last - 9/4/22 (GBO vs. WS)
IP (RELIEF): 4.0 - 4/15/22 (BRD vs. LAK)
RUNS ALLOWED: 7 - 5/28/22 (BRD vs. FTM)

STRIKEOUTS: 10 - 4/22/22 (BRD @ DBT)
WALKS: 5 - 7/30/22 (GBO vs. WS)
MOST HITS: 7, 3x, last - 7/16/22 (GBO @ BRK)

AWARDS & HONORS

South-Atlantic League Pitcher of the Week - 9/4/2022

CAREER HIGHLIGHTS

CAREER TRANSACTIONS: Selected by the Pittsburgh Pirates in the 10th round (283rd overall) in the 2021 First Year Player Draft out of Eastern Michigan, signed on July 16, 2021...

CURVE CUTS: Justin Daniel Meis... Last name is pronounced "mice"... Signed for \$127,500... Is a 2018 graduate of Bethel Park High School located outside the city of Pittsburgh, where he was a four-time letterwinner and one-year captain on the baseball team... Recorded five wins, a 1.40 ERA and 58 strikeouts in 45.0 innings during his senior year at Bethel Park... Struck out a Bethel Park record 16 batters in one game on 5/22/18 against North Allegheny High School... Also a two-time letterwinner in basketball... Became the sixth player selected by the Pirates out of Eastern Michigan University; the first since Matt Skirving in the 30th round of the 2010 First-Year Player Draft... Became the highest drafted player out of Eastern Michigan since Jeff Fischer was selected in the 10th round in 2007... Has one brother, Ryan Meis... Helped Pirates minor leaguer Nick Dombkowski develop his slider, and in return learned how to throw his changeup from Dombkowski (Rob Biertempfel, The Athletic)... Meis learned how to throw his slider playing Little League at Bethel Park in Pittsburgh...

2022: Began the season alternating starts and piggy-back appearances for Low-A Bradenton... Struck out a career-high 10 in his second start of the season on April 22 at Daytona in 5.0 innings pitched, allowed just two hits and no walks... Put together a solid month of May in the Marauders rotation going 1-1 with a 3.00 ERA in 27.0 innings pitched with 27 strikeouts and 1.15 WHIP in his final five starts for the Marauders... Promoted from Bradenton to High-A Greensboro on June 7... Ranked second amongst South-Atlantic League pitchers in batting average against (.153), third in WHIP (0.90) and 10th in ERA (3.07) from the beginning of August through the end of the season... Fired 7.0 perfect innings in his second-to-last start of the sea-

son against Winston-Salem to earn South-Atlantic League Pitcher of the Week honors... Finished the season fourth among Pirates minor leaguers with 116 strikeouts...

2021: Made his professional debut with Low-A Bradenton where he aided the Marauders to a league championship... Made 10 appearances and held opponents to a .203 batting average against in 17.2 IP out of the bullpen... Struck out 11 batters in his final 5.2 IP of the season, struck out a season-high six in relief on September 3 against Tampa... Struck out 27 batters beginning with his professional debut on 8/7 to 9/15; tied for the fifth-most in that time period among all Low-A Southeast League relievers... Allowed two hits in 24 at-bats (.087) vs. left-handed batters...

COLLEGE: Pitched three seasons at Eastern Michigan University... Went 4-6 with a 4.64 ERA (73.2ip /38er) and 81 strikeouts in 14 appearances (13 starts) in 2021... Threw a complete game against NCAA Champions Mississippi State on 3/13... Made four starts in the shortened 2020 season... Made 14 appearances and 12 starts in his freshman campaign in 2019... Was the only freshman to earn a win in 2019, three wins tied for team lead... Led the team in innings pitched (58)

CAREER STATISTICS

YR	CLUB	W-L	ERA	G	GS	CG	SHO	SV	IP	H	R	ER	HR	BB	SO
21	Bradenton (A)	1-1	2.04	10	0	0	0	0	17.2	14	9	4	2	9	27
22	Bradenton (A)	3-4	3.51	10	7	0	0	0	41.0	40	26	16	4	14	42
	Greensboro (A+)	4-4	4.44	16	16	0	0	0	73.0	57	36	36	10	33	74
	2022 Totals (A/A+)	7-8	4.11	26	23	0	0	0	114.0	97	62	52	14	47	116
	MLB Totals (2 seasons)	8-9	3.83	36	23	0	0	0	131.2	111	71	56	16	56	143

2023 CURVE



PERSONAL

HEIGHT/WEIGHT: 6-3/226
BIRTHPLACE: Azua, Dominican Republic
BORN: September 16, 1997
ACQUIRED: Trade - SD (2018)

BATS/THROWS: Right/Right
RESIDES: Azua, Dominican Republic
AGE: 25 (Turns 26 on September 16)
SCHOOL: N/A

CAREER HIGHS

IP (START): 7.0 - 7/24/18 (DSL CWS @ DSL BAL)
IP (RELIEF): 5.0 - 7/18/18 (DSL CWS @ DSL CIN)
RUNS ALLOWED: 8 - 6/27/17 (DSL HOU @ DSL CHC)

STRIKEOUTS: 11, 8/4/18 (DSL CWS @ DSL BAL)
WALKS: 5, 7/7/17 (DSL HOU @ DSL CLE/MIL)
MOST HITS: 6, 2x, last 7/5/18 (DSL CWS @ DSL CIN)

CAREER HIGHLIGHTS

CAREER TRANSACTIONS: Signed by the Houston Astros to a minor league contract as an International Free Agent on July 7, 2014... Released by the Houston Astros on August 25, 2017... Signed by the Chicago White Sox to a minor league contract on April 3, 2018... Claimed by the San Diego Padres off waivers on December 13, 2018... Traded from the San Diego Padres to the Pittsburgh Pirates for cash on December 13, 2018... Re-signed with the Pirates on a minor league contract on

CURVE CUTS: Cristofer Melendez... Resides in Azua, a city of approximately 128,000 residents on the southern shore of the Dominican Republic... Azua is one of the oldest European settlements in the Americas, first settled by Diego Velazquez de Cueller in 1504... Maikel Franco and Yenny Diaz both hail from Azua...

2022: Named to Indianapolis' Opening Day Roster... Went 2-4 with a 4.83 ERA (20 ER / 31.2 IP) in 26 games with Indy... Struck out 43 batters, allowed 21 hits and walked 28 in 31.2 IP... Assigned to Altoona on 7/12... Struck out 3 straight batters to finish 2.0 IP on 7/14 vs RIC... Struck out the side in order on just 11 pitches on 7/17 vs RIC... Struck out 3 and walked 1 across 2.0 scoreless innings as an Opener for Mlodzinski on 8/18 vs. HBG... Placed on 7-Day IL on 8/23 with a right shoulder injury and missed the rest of the season...

2021: Finished the season tied for seventh in the AA-North-East League in Saves (7)... Began the season with High-A Greensboro, went 0-0 with a 2.00 ERA in 6 games before promotion on 6/1 when Yerry De Los Santos went on the IL...

Allowed a solo homer in his season debut on 5/6 vs. Hickory in a 2.0 innings, struck out 5... Retired all six batters he faced on 5/26 vs. Wilmington in his final outing with the Grasshoppers... Made his Double-A debut on 6/5 at Richmond, retired 4 in a row after the first man reached on an error... Has showcased a fastball at 100 mph in several appearances with the Curve... Struck out a season-high 4 batters in a 2-inning save on 7/6 vs Akron... Turned in a 7.0 inning scoreless streak from July 10 to July 29... Curve were 18-10 in games he pitched in... Struck out 35 batters over his last 25.1 IP (21 G)... After the season, made one appearance with Tigres del Licey of the Dominican Winter League and allowed two runs...

2020: Did not play as a result of COVID-19 pandemic

2019: Spent the entire campaign with Single-A Greensboro and went 2-3 with a 5.13 ERA in 28 games... Began the season in Extended Spring Training and joined the Grasshoppers in mid-May... Struck out 76 batters in 47.1 IP... Recorded a 1.69 ERA in 6 appearances in June and struck out 19 batters in 10.2 IP... Struck out 33 batters in 18.0 innings in August...

2018: In his lone season in the Chicago White Sox system, pitched in the Dominican Summer League for the fourth straight year... Ranked first in the Dominican Summer League in strikeouts, sixth in ERA and second in batting average against (.158); also ranked first among starters in batting average against (.137) and second among starters in strikeouts per 9.0 innings (11.53)...



CAREER STATISTICS

YR	CLUB	W-L	ERA	G	GS	CG	SHO	SV	IP	H	R	ER	HR	BB	SO
15	DSL Astros (Rk.)	2-4	2.78	17	0	0	0	0	22.2	20	10	7	1	14	19
16	DSL Astros (Rk.)	4-2	3.86	14	0	0	0	2	35.0	34	17	15	1	18	35
17	DSL Astros (Rk.)	0-3	7.68	17	3	0	0	3	36.1	37	39	31	2	27	32
18	DSL White Sox (Rk.)	4-4	1.54	15	11	0	0	0	70.1	39	22	12	1	28	93
19	Greensboro (A)	2-3	5.13	28	0	0	0	1	47.1	35	29	12	4	26	76
21	Greensboro (A+)	0-0	2.00	6	0	0	0	2	9.0	6	2	1	2	13	
	Altoona (AA)	3-3	4.41	28	0	0	0	7	32.2	21	21	16	2	18	39
	<i>2021 Totals (A+/AA)</i>	<i>3-3</i>	<i>3.89</i>	<i>34</i>	<i>0</i>	<i>0</i>	<i>0</i>	<i>9</i>	<i>41.2</i>	<i>27</i>	<i>23</i>	<i>18</i>	<i>3</i>	<i>20</i>	<i>52</i>
22	Altoona (AA)	1-0	5.23	8	1	0	0	0	10.1	7	6	6	1	9	14
	Indianapolis (AAA)	2-4	4.83	26	0	0	0	1	31.2	21	20	17	4	28	43
	<i>2022 Totals (AA/AAA)</i>	<i>3-4</i>	<i>4.93</i>	<i>34</i>	<i>1</i>	<i>0</i>	<i>0</i>	<i>1</i>	<i>42.0</i>	<i>28</i>	<i>26</i>	<i>23</i>	<i>5</i>	<i>37</i>	<i>57</i>
	MiLB Totals (7 seasons)	18-23	4.05	159	15	0	0	16	295.1	220	166	133	17	170	364



PERSONAL

HEIGHT/WEIGHT: 6-6/185
BIRTHPLACE: Loganville, Georgia
BORN: June 13, 1997
ACQUIRED: MiLB Free Agent (2021)

BATS/THROWS: Left/Left
RESIDES: Weatherford, TX
AGE: 25 (Turns 26 on June 13)
SCHOOL: West Texas A&M

CAREER HIGHS

IP (START): 7.0 - 7/24/18 (DSL CWS @ DSL BAL)
IP (RELIEF): 5.0 - 7/18/18 (DSL CWS @ DSL CIN)
RUNS ALLOWED: 8 - 6/27/17 (DSL HOU @ DSL CHC)

STRIKEOUTS: 11, 8/4/18 (DSL CWS @ DSL BAL)
WALKS: 5, 7/7/17 (DSL HOU @ DSL CLE/MIL)
MOST HITS: 6, 2x, last 7/5/18 (DSL CWS @ DSL CIN)

CAREER HIGHLIGHTS

CAREER TRANSACTIONS: Drafted by the Los Angeles Angels in the 31st round (931st overall) of the 2018 First-Year Player draft and did not sign... Signed by the Pirates as a minor league free agent on December 17, 2021...

13 starts, and went 5-4 with a 5.71 ERA... Struck out 86 batters in 69.1 innings pitched, also issued 38 walks... Finished the season ranked eighth in the league in strikeouts...

CURVE CUTS: Jonathan Mitchell Miller... Spent his final two collegiate seasons at Division-II West Texas A&M after making ten appearances in two seasons at Clemson University... Attended Loganville High School in Georgia... A multi-time all-state selection and Under Armour All-American as a senior in high school, Miller ranked as the 273rd ranked draft prospect in the 2016 draft according to Baseball America... Chose to transfer to have more opportunity to play and because his family moved to Texas... Was originally committed to pitch at Mississippi State before being granted a release from his National Letter of Intent and committing to pitch at Clemson...

COLLEGE: Spent two seasons at Clemson where he made ten appearances in two seasons... Went 3-0 with a 4.91 ERA in 15 appearances and two starts, picked up one save, in 22.0 innings pitched, struck out 39 batters in 2019 at West Texas A&M... Had his 2020 season end after 10 appearances for the Buffs due to the COVID-19 Pandemic, went 1-1 with a 1.86 ERA (3 ER / 9.2 IP), struck out 13 and walked 11... Spent two summers in the Cape League with the Falmouth Commodores... During his first season in the Cape with the Commodores in 2017, Miller went 1-1 with two saves in 10 appearances with one start... The talented lefty had a 2.57 ERA with an opponent batting average of .173, striking out 29 batters with just seven walks in 21.0 innings of work as he was selected to the Cape Cod League All-Star Game

2022: Split the campaign between Low-A Bradenton and High-A Greensboro, recording a 2.88 ERA in 25 appearances... Began the season with the FCL Pirates where he made two scoreless appearances before joining Bradenton on June 15... Allowed just one run in 11.2 IP (0.77 ER) across eight appearances in July... Was promoted to High-A Greensboro in Late August and made four consecutive scoreless appearances, covering 6.1 innings pitched, to begin his Grasshoppers career... Held left-handed batters to a .457 OPS for the season...

2021: Spent the season with the Ogden Raptors of the MLB-partnered Pioneer League... Made 23 appearances,

CAREER STATISTICS

YR	CLUB	W-L	ERA	G	GS	CG	SHO	SV	IP	H	R	ER	HR	BB	SO
22	FCL Pirates (Rk.)	1-0	0.00	2	0	0	0	0	1.2	0	0	0	0	0	4
	Bradenton (A-)	2-1	3.18	17	0	0	0	1	22.2	16	9	8	1	11	24
	Greensboro (A+)	2-0	2.70	6	0	0	0	0	10.0	8	3	3	1	5	11
	2022 Totals (Rk./A-/A+)	5-1	2.88	25	0	0	0	1	34.1	24	12	11	2	16	39
	MiLB Totals (1 seasons)	5-1	2.88	25	0	0	0	1	34.1	24	12	11	2	16	39

100-STRIKEOUT SEASONS

1999.....	Brian O'Connor (106)	2013.....	David Bromberg (127)
	Bronson Arroyo (100)		Jameson Taillon (106)
2000.....	John Grabow (109)	2015.....	Chad Kuhl (101)
2002.....	Aaron Burnside (122)	2016.....	Tyler Eppler (106)
	Justin Reid (108)		Cody Dickson (105)
2004.....	Ian Snell (142)		Clay Holmes (101)
	Mike Connolly (103)	2017.....	Austin Coley (114)
	Bryan Bullington (100)		J.T. Brubaker (109)
2005.....	Tom Gorzelanny (124)	2018.....	Taylor Hearn (107)
2010.....	Justin Wilson (134)	2022.....	Luis Ortiz (126)
	Rudy Owens (132)		Carmen Mlodzinski (111)
	Jared Hughes (120)		Kyle Nicolas (101)
	Tony Watson (105)		
2011.....	Jeff Locke (114)		
	Mike Colla (109)		

2023 CURVE

CARMEN MLODZINSKI • PITCHER

Curve



PERSONAL

HEIGHT/WEIGHT: 6-2/232
BIRTHPLACE: Hilton Head Island, South Carolina
BORN: February 19, 1999
ACQUIRED: Competitive Balance A Round (2020)

BATS/THROWS: Right/Right
RESIDES: Hilton Head, South Carolina
AGE: 24
SCHOOL: South Carolina

CAREER HIGHS

IP (START): 6.0, 4x, last - 8/30/22 (ALT vs. AKR)
IP (RELIEF): 5.1 - 8/6/22 (ALT vs. AKR G2)
RUNS ALLOWED: 5-5x, last 8/18/22 (ALT vs. HBG)

STRIKEOUTS: 9, 6/26/21 (GBO vs. GVL)
WALKS: 5, 4/21/22 (ALT vs. NH G1)
MOST HITS: 9, 4x, last - 8/18/22 (ALT vs. HBG)

PROSPECT RANKINGS

2021 *Baseball America* No. 10 / MLB.com No. 10 Pirates Prospect
 2022 *Baseball America* No. 10 / MLB.com No. 14 Pirates Prospect
 2023 *Baseball America* No. 22 / MLB.com No. 25 Pirates Prospect

CAREER HIGHLIGHTS

CAREER TRANSACTIONS: Drafted by the Pittsburgh Pirates in the first competitive balance round (431st overall) of the 2020 First-Year Player Draft out of South Carolina...Signed on July 2, 2020

CURVE CUTS: Carmen Alexander Mlodzinski... Last name pronounced "ma-JINSK-ee"... Parents are Holly and Tim... After using a powerful sinking fastball at South Carolina, has adopted a more traditional four-seam fastball as a pro... Change has helped his fastball play better off of his cutter, slider and changeup... Was rated by MLB.com as the No. 21 prospect in the 2020 draft... Signed with the Pirates for \$2,050,000... Was ranked as the top prep player in the state of South Carolina in 2017 by Perfect Game... Grew up playing shortstop before beginning to pitch during his junior year at Hilton Head (SC) High School... Was the South Carolina 4A Player-of-the-Year in 2017 despite having his season cut short by a torn fingernail... Was a Baseball America Top 500 prospect for the 2017 MLB Draft... Plays the guitar and piano... Does not have any social media accounts and didn't have a cell phone until age 16... Brother, JJ, was named the 2020 Rookie of the Year for South Carolina's Club Baseball Team after going 2-0 with a 1.50 ERA in three starts during the pandemic-shortened season... With nearby baseball fields closed during the height of the COVID-19 Pandemic in the summer of 2020, Mlodzinski told WSAV-TV in Hilton Head S.C. that he would get his throwing in at dusk on local golf courses with his brother JJ...

2022: Was a non-roster invitee to Pirates Spring Training... Allowed 2 ER or fewer in 18-of-27 outings... Finished the season T-5th among Pirates MiLB with 111 strikeouts (tied with Mike Burrows)... Was one of eight Pirates minor leaguers to throw 100 innings... Was one of three Curve pitchers w/ 100 K's (Nicolas, Ortiz), marking just the fourth time in franchise history that Altoona had 3 pitchers with 100+ K's in the same season... Started on Opening Day against Harrisburg and was charged with the loss, matched a career-high five runs allowed... Walked a career-high five batters on 4/21 vs. New Hampshire... Was placed on IL on May 12 (shoulder, retroactive to 5/11), returned on 5/19 vs. Richmond... Allowed 1 R or fewer in 5-of-8 starts (4/26 - 6/11): 0-2, 3.18 ERA (11 ER / 31.0 IP), 30 K... Made the shortest start of his career (0.2 IP) on 6/17 vs. Erie allowing 3 H and 1 BB on 36 pitches, 23 strikes... Matched the longest start of his career with 6.0 IP on 6/29 vs. Harrisburg and earned his first win of the season, also struck out a season-high 8... Had a brilliant 6-game/5-start stretch from 6/5-7/6: 2-1, 2.81 ERA (8 ER / 25.2 IP), 20 H, 9 BB, 29 K... In outings working as a follower (6/5, 8/6, 8/12, 8/18) went: 0-1, 4.66 ERA (10 ER / 19.1 IP), 21 H, 3 BB, 19 K...

2021: Made his professional debut with high-A Greensboro... Allowed one earned run or fewer in six of his first seven appearances... Struck out at least six batters in six straight outings from May 16 to June 26... Struck out a career-high nine batters on June 26 vs. Greenville, allowed one run on two hits and no walks in 6.0 innings pitched... Was placed on the IL on July 12 with a sore shoulder... Returned on August 14 and was held to shorter outings... Pitched 2.1 innings or fewer in each of his final five regular season appearances for Greensboro to finish their regular season... Started Game Four of the High-A East Championship series and allowed four runs in 2.2 innings pitched in a series tying 7-5 win for Bowling Green over Greensboro... Made one appearance for Triple-A Indianapolis on October 3 in the Indians' final game of the season, pitched 2.0 innings and allowed two runs, one earned, on three hits and two walks and struck out two. Was charged with the loss... Finished the season with a significant home/road split while pitching for Greensboro; holding opponents to a 2.05 ERA in home games and a 6.86 ERA in road games... After the season made seven appearances with the Peoria Javelinas of the Arizona Fall League where he went 1-0 with a 4.91 ERA (6 ER / 11.0 IP) and picked up one save...

2020: Did not play as a result of COVID-19 pandemic... Was rated by MLB.com as having the "Best Changeup" in the Pirates Minor League system after the year...

COLLEGE: Went 2-1 with a 2.84 ERA (25.1ip/8er) and 22 strikeouts in four starts as a redshirt sophomore in 2020 at the University of South Carolina...Was one of 55 players named to the 2020 pre-season Golden Spikes Award (nation's top amateur player) watch list...Became the highest member of the Gamecocks selected in the draft since Clarke Schmidt went 16th overall to the Yankees in 2017...Made three starts in 2019 as South Carolina's No. 1 starter before suffering a broken left foot that ended his season on March 1...Was tabbed as the top pitching prospect in the Cape Cod League in 2019 by Baseball America...Went 2-0 with a 2.15 ERA (29.1ip / 7er) and 40 strikeouts in six starts while pitching for the Falmouth Commodores in the Cape Cod League in 2019...Was a Rawlings-Perfect Game honorable mention All-American and Atlantic All-Region first-team in 2017...

CAREER STATISTICS

YR	CLUB	W-L	ERA	G	GS	CG	SHO	SV	IP	H	R	ER	HR	BB	SO
21	Greensboro (A+)	2-3	3.93	14	14	0	0	0	50.1	45	26	22	7	20	64
	Indianapolis (AAA)	0-1	4.50	1	0	0	0	0	2.0	3	2	1	0	2	2
	2021 Totals (A+ / AAA)	2-4	3.96	15	14	0	0	0	52.1	48	28	23	7	22	66
22	Altoona (AA)	6-8	4.78	27	22	0	0	0	105.1	109	63	56	10	40	111
MiLB Totals (2 seasons)		8-12	4.51	42/36	0	0	0	0	157.2	157	91	79	17	62	177



PERSONAL

HEIGHT/WEIGHT: 6-4/223
BIRTHPLACE: Massillon, Ohio
BORN: February 22, 1999
ACQUIRED: Trade - MIA (2021)

BATS/THROWS: Right/Right
RESIDES: Massillon, Ohio
AGE: 24
SCHOOL: Ball State

CAREER HIGHS

IP (START): 6.2 - 8/24/21 (PNS @ MIS)
IP (RELIEF): 4.2 - 7/13/21 (BEL vs. QC)
RUNS ALLOWED: 8 - 4/23/22 (ALT vs. NH)

STRIKEOUTS: 11 - 5/28/21 (BEL vs. PEO)
WALKS: 5 - 9/14/21 (PNS @ RCT)
MOST HITS: 9, 2x, last - 4/23/22 (ALT vs. NH)

AWARDS & HONORS

Double-A South Pitcher of the Week (8/29/21)

PROSPECT RANKINGS

2021 *Baseball America* No. 17/*MLB.com* No. 19 Marlins prospect
 2022 *Baseball America* No. 29/*MLB.com* No. 19 Pirates prospect
 2023 *MLB.com* No. 20 Pirates prospect

CAREER HIGHLIGHTS

CAREER TRANSACTIONS: Selected by the Miami Marlins in the second round (61st overall) in the 2020 First Year Player Draft out of Ball State, signed on July 21, 2020... Traded by the Miami Marlins to the Pittsburgh Pirates on November 29, 2021 along with RHP Zach Thompson and OF Connor Scott in exchange for C Jacob Stallings...

Temporary Inactive List on 7/1 to be the Best Man in his older brother's wedding, activated on 7/6... Allowed just 2 baserunners in a season-best 6.0 inning outing on 8/10 at Binghamton... Wrapped up his campaign with one of his best outings of the season tossing 5.2 scoreless innings with six strikeouts against Reading, combined with Nick Dombkowski and Austin Roberts on the team's fifth shutout win of the season...

CURVE CUTS: Kyle Todd Nicolas... Attended Jackson High School in Ohio where he led the Polar Bears to a 30-2 record and state Championship as a senior... Was named Prep Baseball Report's Ohio Player of the Year in 2017... First team all-state and Federal League Co-Player of the Year as a senior... Went 8-0 with a 0.50 ERA and 78 strikeouts in 56 innings pitched in 2017. Threw 7.0 innings, struck out seven batters and held Lakota West to one run in the 5-1 state semifinal victory... Also played basketball for three years... Was high school teammates with Tigers prospect Dillon Dingle, they both played baseball and basketball for Jackson High School and won state championships in Baseball and Basketball as seniors... Kyle's father, Todd, coached the basketball team... His father played baseball at Youngstown State... Earned his degree from Ball State in Business Administration in three years... Signed with the Marlins for a bonus of \$1,129,700... Road roommates with OF Connor Scott in 2021 in Beloit, rooms with him now in Altoona and on road trips with the Curve... His uncle, Todd Blackledge, played quarterback at Penn State and guided the Nittany Lions to a 31-5 record as a starter including the 1982 National Championship and is currently a College Football Analyst for NBC Sports' Big Ten Saturday Night after stints with CBS Sports and ESPN...

2021: Made his professional debut splitting the season between High-A Beloit and Double-A Pensacola in the Marlins system... Combined to go 6-4 with a 4.18 ERA in 21 appearances, 20 starts... Led all Marlins minor leaguers with 136 strikeouts, ranked second in walks with 49, and sixth in the organization with 99.0 innings pitched... Began the season with High-A Beloit and went 2-0 with a 2.79 ERA in four starts in the month of May, struck out 28 batters in 19.1 innings pitched... Struck out a career-high 11 batters in his fourth professional start on May 28 against Peoria, also allowed five hits and walked two in 4.1 innings... Lasted 3.1 innings or shorter in each of his first three starts in the month of June before picked up his third win of the season on June 19 at Peoria, allowing one run on two hits and one walk in 5.0 innings with five strikeouts... Went a career-high 6.0 innings on July 1 vs Wisconsin and struck out seven, allowed two runs on four hits... Came out of the bullpen on July 13 against Quad Cities following a rehab start by Marlins RHP John Curtiss, picked up nine strikeouts in 4.2 innings... Struck out 10 and allowed just one run in 6.0 innings at Cedar Rapids on July 20 in his final start with the Snappers... Made his Double-A debut with Pensacola on July 27 and fired 5.0 no-hit innings against Mississippi with eight strikeouts... Turned in a dominant month of August with Pensacola allowing just six runs in 25.2 innings pitched, good for a 2.10 ERA... Turned in three straight scoreless starts totaling 16.2 innings between August 10-24... Went a career-high 6.2 innings on August 24 at Mississippi on just 79 pitches... Struck out at least seven batters in nine of his 21 appearances on the season... Held Double-A opponents to a .167 batting average against...

2023: Was a non-roster invitee to Pirates Spring Training...

2022: Was a non-roster invitee to Pirates Spring Training... Allowed 2R or fewer in 19-of-24 outings during the season... Finished the season 12th among Pirates MiLB with 101 K's, also ranked T-4th in BB (47)... Was one of 3 Curve pitchers w/ 100 K's (Mlodzinski, Ortiz), marking just the fourth time in franchise history that Altoona had 3 pitchers with 100+ K's in the same season... Threw 8.2 scoreless innings to start the season, holding opponents to a .077 batting average against before allowing 6 runs on 6 hits, including 2 HR (4 total) in the second inning of his third start of the season on 4/23 vs. New Hampshire... Threw 5.0 scoreless innings on 4/29 at Akron pitching in front of dozens of family and friends. Canal Park is just 35 minutes from his native Massillon, OH... Threw 14.2 scoreless innings in road games to start the year... His 31 strikeouts in May were tied for 6th-most by an Eastern League Pitcher (Burrows also had 31 K's in May)... Placed on IL on 6/4 (shoulder) and activated on 6/25, was the first time in his life that he's missed a start due to injury... Placed on

COLLEGE: As a junior at Ball State in 2020, made four starts, totaling 37 strikeouts over 23 innings... Graduated in three years, earning degree in Business Administration... As a Sophomore in 2019, served as both a weekend starter and closer. Went 2-2 with six saves in 24 appearances (six starts)... Ranked 6th in the MAC with 82 strikeouts, fanning 13.34 per 9 innings, team went 18-6 in games in which he pitched... Held opponents to a .200 average, allowing just 38 hits over 55.1 innings... As a freshman in 2018, pitched in 15 games with 10 starts on the mound. Ranked third on the team in innings pitched (57.0) and starts...

CAREER STATISTICS

YR	CLUB	W-L	ERA	G	GS	CG	SHO	SV	IP	H	R	ER	HR	BB	SO
21	Beloit (A+)	3-2	5.28	13	12	0	0	0	59.2	57	36	35	13	24	86
	Pensacola (AA)	3-2	2.52	8	8	0	0	0	39.1	23	11	11	3	25	50
	2021 Totals (A+/AA)	6-4	4.18	21	20	0	0	0	99.0	80	47	46	16	49	136
22	Altoona (AA)	2-4	3.97	24	22	0	0	0	90.2	71	43	40	9	47	101
MiLB Totals (2 seasons)		8-8	4.08	45	42	0	0	0	189.2	151	90	86	25	96	237



PERSONAL

HEIGHT/WEIGHT: 5-11/205
BIRTHPLACE: Havana, Cuba
BORN: March 9, 2001
ACQUIRED: Trade - STL (2022)

BATS/THROWS: Right/Right
RESIDES:
AGE: 22
SCHOOL: N/A

CAREER HIGHS

HITS: 4, 2x, last - 6/7/22 (SPR @ MID)
RUNS: 3, 6x, last - 6/25/22 (SPR @ NWA)
HOME RUNS: 2, 3x, last - 6/28/22 (SPR vs. WCH)

RBI: 8 - 8/7/18 (DSL CAR @ DSL ROC)
STOLEN BASES: 1, 18x, last - 8/11/22 (ALT @ BNG)
HITTING STREAK: 22 games - 7/13 - 8/8/18

AWARDS & HONORS

Baseball America 2018 DSL All-Star
 2018 DSL Post-Season All-Star
 2018 DSL Most Valuable Player
 Texas League Player of the Month - June, 2022

PROSPECT RANKINGS

2019 Baseball America No. 9/MLB.com No. 7 Cardinals prospect
 2020 Baseball America No. 18/MLB.com No. 16 Cardinals prospect
 2021 Baseball America No. 17/MLB.com No. 17 Cardinals prospect
 2022 Baseball America No. 16/MLB.com No. 12 Pirates prospect
 2023 Baseball America No. 21/MLB.com No. 16 Pirates prospect

CAREER HIGHLIGHTS

CAREER TRANSACTIONS: Signed as an International Free-Agent by the St. Louis Cardinals on July 3, 2018...Traded by the St. Louis Cardinals to the Pittsburgh Pirates on August 1, 2022 along with RHP Johan Oviedo for LHP Jose Quintana and RHP Chris Stratton

CURVE CUTS: Malcom Nuñez... Is one of just a handful of Cuban-born players playing in the minors (Bowie's Cesar Prieto is one)... Became the sixth player of Cuban descent to suit up for Altoona, first since Jose Contreras in 2013 (Hansel Izquierdo - 2005, Yoslan Herrera - 07-09, Alay Soler - 2007, Yunesty Sanchez - 2011)... Nuñez and Johan Oviedo are the only Cuban-born players in the Pirates system, first since Guillermo Heredia (2020)... Credits his grandmother for his passion for the game, used to hit home runs in his backyard in Havana growing up with either baseballs, or objects that substituted for them... Had no access to internet growing up and Cuban TV did not show MLB games... Baseball idol was Alfredo Despaigne, a star on the Cuban National Olympic Team in 2008 that won a silver medal and in 2013 was the first Cuban permitted to play outside of the country without defecting. Played professional Baseball in Japan... Nuñez played with Cuba's 15U team in Japan in 2016 WBSC Baseball World Cup and wowed MLB scouts. Cuba won championship, Nuñez had 19 hits, nine walks, .683 OBP...Told Tim Williams of Baseball America that he had always wanted to play for the Pirates, but his agent in 2018 did not accept or counter Pittsburgh's offer, leading to his signing with St. Louis...

2023: Was a non-roster invite to Pittsburgh Pirates Spring Training...

2022: Opened the season at Double-A Springfield in the St. Louis Cardinals system and batted .255/.360/.463 with 11 2B, 17 HR, 66 RBI and 4-6 SB in 85 games... Was traded to the Pirates along with RHP Johan Oviedo for LHP Jose Quintana and RHP Chris Stratton on August 1... At the time of the trade was ranked as the No. 10 prospect in the Cardinals system according to MLB.com, slotted in as the No. 11 prospect in the Pirates system after the trade... His 17 HR ranked 7th in the Texas League and his 66 RBI ranked 3rd in the TL at the time of the trade... From June 1 - July 31 he batted .304/.376/.573 with 14 HR and 47 RBI, had the 4th-most RBI and was T-11th most HR of an MiLB player in that timespan... Homered in 4 straight games (7/26-29) (.375, 7 RBI, 1 2B)... Was named the STL MiLB Player of the Month in June: .381, 9 HR, 27 RBI, 2 2B and 12 BB... Went 0-for-3 with a walk in his team debut on 8/9 at BIN... Led the Curve to a 3-2 win with a sac fly, HR and and BB on 8/13 at BIN... Blasted a 3-run walk-off HR on 8/18 vs. HBG... Reached base safely in each of his first 10 games with Altoona (.378 OBP)... Made his first appearance at 3B on 8/27 @ BOW... Played 29G with Altoona: .286/.381/.476 with 5 2B and 5 HR, 21 RBI... Toted 22 HR and 87 RBI between Springfield and Altoona... 87 RBI ended T-6th among all players at the Double-A level... Matched his career-high with 3 BB on 9/14 vs. REA... Promoted to Triple-A Indianapolis on 9/20 where he played 56 and went 3-for-13 with 1 HR, 1 RBI and 4 BB... Made the switch primarily to first base in 2022...

2021: Played 89G between High-A Peoria and Double-A Springfield batting .268/.339/.404 with 15 2B, 2 3B, 9 HR, 39 RBI and 7-10 SB... Opened the season with High-A Peoria before being promoted to Double-A Springfield on 6/29... Was just 20 years old at the time of his promotion to Double-A... Spent the season exclusively at third base... Finished the season on a 10-game hitting streak...

2020: Did not play due to the COVID-19 Pandemic... Spent the season at St. Louis's Alternate Training Site...

2019: Opened the season with Low-A Peoria... Hit just .183 in 21 games with 13 hits, 0 home runs, and five RBI before being sent back to extended spring training... Sent down to Johnson City in the Appalachian League... Hit .254 in 37 games with 33 hits, two home runs, and 13 RBI... Posted an .874 fielding percentage at third base, committing 11 errors on the season... Was ranked as the No. 18 prospect in the Cardinals system after the season by Baseball America

2018: Signed by the St. Louis Cardinals on July 3, 2018... Played 44 games with the DSL Cardinals, hitting .415 with 13 home runs and 59 RBI... Went on a 22-game hitting streak from 7/13 - 8/8, hitting .465 with 40 hits, 36 RBI, and a .520 on-base percentage during this time... Recorded hits in all but four games throughout the season... Won the DSL Most Valuable Player award and won the league's triple crown... Also led the league in OBP (.497), slugging (.774), total bases (127) and AB/HR ratio (12.62)... Baseball America named him the Cardinals No. 9 prospect after the season...



CAREER STATISTICS

YR	CLUB	AVG	G	AB	R	H	2B	3B	HR	RBI	BB	SO	SB	OBP	SLG
18	DSL Cardinals (Rk.)	.415	44	164	44	68	16	2	13	59	26	29	3	.497	.774
19	Johnson City (Rk.)	.254	37	130	14	33	11	0	2	13	13	32	3	.336	.385
	Peoria (A)	.183	21	71	5	13	1	0	0	5	5	15	0	.247	.197
	2019 Totals (Rk./A)	.229	58	201	19	46	12	0	2	18	18	47	3	.305	.318
21	Peoria (A+)	.285	35	137	18	39	10	2	3	20	11	27	5	.351	.453
	Springfield (AA)	.257	54	202	28	52	5	0	6	19	21	44	2	.330	.371
	2021 Totals (A+/AA)	.268	89	339	46	91	15	2	9	39	32	71	7	.339	.404
22	Springfield (AA)	.255	85	298	51	76	11	0	17	66	48	71	4	.360	.463
	Altoona (AA)	.286	29	105	20	30	5	0	5	21	17	27	1	.381	.476
	Indianapolis (AAA)	.231	5	13	1	3	0	0	1	1	4	5	0	.412	.462
	2022 Totals (AA/AAA)	.262	119	416	72	109	16	0	23	88	69	103	5	.367	.466
	MiLB Totals (4 seasons)	.280	310	1120	181	314	59	4	47	204	145	250	18	.368	.466



PERSONAL

HEIGHT/WEIGHT: 6-0/200
BIRTHPLACE: Higuey, D.R.
BORN: December 31, 2000
ACQUIRED: Trade - ARI (2020)

BATS/THROWS: Right/Right
RESIDES: Higuey, D.R.
AGE: 22 (Turns 23 on December 31)
SCHOOL: N/A

CAREER HIGHS

HITS: 4, 2x, last - 9/3/22 (ALT vs. AKR)
RUNS: 4 - 7/31/21 (GBO vs. WS)
HOME RUNS: 2, 2x, last - 8/1/21 (GBO @ WS)

RBI: 4, 3x, last - 4/9/22 (ALT vs. HBG)
STOLEN BASES: 2, 11x, last - 9/14/22 (ALT vs. REA)
HITTING STREAK: 11 games, 6/19 - 7/2/19

AWARDS & HONORS

High-A East Player of the Week (8/1/21)
 Northwest League Player of the Week (8/1/19)
 2019 Pioneer League Mid-Season All-Star
 2019 Pioneer League Post-Season All-Star

PROSPECT RANKINGS

2021 *Baseball America* No. 5/MLB.com No. 5 Pirates prospect
 2022 *Baseball America* No. 5/MLB.com No. 6 Pirates prospect
 2023 *Baseball America* No. 7/MLB.com No. 6 Pirates prospect

CAREER HIGHLIGHTS

CAREER TRANSACTIONS: Signed by the Arizona Diamondbacks as an international free agent to a minor league contract on July 2, 2017... Traded by the Arizona Diamondbacks to the Pittsburgh Pirates on January 27, 2020 along with RHP Brennan Malone and 2019-20 International Bonus Pool money in exchange for CF Starling Marte and cash considerations... Had his contract selected to the Pirates 40-man roster on November 19, 2021...

CURVE CUTS: Liover Peguero (pronounced "lee-over puh-GAIR-oh")... Learned how to spell and speak English by writing down lyrics from American music around the age of 10... Signed with the Diamondbacks for a bonus of \$475,000... Enters the 2022 season having made 141 appearances at shortstop and ten as the designated hitter in his career...

2022: Was a non-roster invitee to Pirates Spring Training and made five appearances, picked up four hits and four runs batted in... Finished the season 4th among PIT MiLB with 28 SB, also ranked 8th in the Eastern League... Also ranked 5th in the league with 125 Hits... Led the Curve in hits (125), multi-hit games (36) and games played (121)... Smashed a 2R HR in his AA debut on 4/8 vs. HBG... Had an 8-Game Hit Streak (4/20 - 4/28): .486/.486/.800/1.286, 8 2B, 1 HR, 7 RBI, 4-4 SB... Recorded a career-high 4 hits on 4/28 @ AKR... Led the Eastern League in hits (27), batting average (.355), RBI (18), doubles (9), extra-base hits (13) and was second in total bases (47) after play on May 3... Picked up Altoona's lone hit in the 9th inning on 5/28 at HBG... Had a season-long 10-game hit streak (5/18-29): .357/.386/.595 with 3 2B, 2 3B, 1 HR, 9 RBI and 4-4 SB... Registered at least 1 hit in 33-of-41 games across April and May... Recalled to PIT on 6/17 when Tucupita Marcano went on COVID IL, went 1-for-3 with a walk in his MLB Debut on 6/18 vs SFG, optioned back to ALT on 6/20... Became the first Pirates player born in the 21st century to suit up for Pittsburgh... 8G On-base streak (6/14 - 6/25): .294/.333/.324 with 4 multi-hit games, 2B, 2 RBI, 2 BB, 2-2 SB... 13G On-base streak (7/3-23): .250/.358/.341 with 1 2B, 1 HR, 5 RBI, 6 BB, 1 HBP, 5-6 SB... Had 22 extra base hits in April and May (41G) and recorded 15 across his final 77G... Recorded 4 straight multi-hit games (8/7 - 8/11): 8-for-17 (.471/.500/.647) with 1 HR, 2 RBI, 1 BB... Had 2 hits in 6-of-9 games (8/7 - 8/17)... Picked up 2 bases loaded walks in consecutive innings on 8/30 vs. AKR... Matched his career-high with 4 hits on 9/3 vs. AKR... Picked up at least 1 hit in 9-of-final-10 games of the season... After the season played nine games for Gigantes del Cibao of the Dominican Winter League where he played with fellow Pirates farmhands Daniel Lopez, Noe Toribio and Emmanuel Mejia; batted .293 with two doubles and one home run...

2021: Was a non-roster invitee to Pirates Spring Training, picked up four hits, including two doubles and one stolen base, in nine spring training games... Ranked second among Pirates minor leaguers with 28 stolen bases, two shy of matching teammate Lolo Sanchez for the most in the organization... Hit a career-high 14 home runs during the season, third-most among players 20-years-old or younger in the High-A East... Spent the entire season with High-A Greensboro and helped lead the Grasshoppers to an appearance in the High-A East Championship Series... Started on Opening Day for the Grasshoppers at shortstop and knocked a three-run home run... Picked up a hit in seven of eight games played in the month of May... Was placed on the Injured List on May 15 and activated on May 28... Matched his career-highs in stolen bases (11) and home runs (5) after just 31 games... Homered in four straight games from July 29-August 1 with five round-trippers against Winston-Salem... Was named the High-A East's Player of the Week after he hit .423 with five home runs, one double, and drove in 12 runs. Also stole two bases in three attempts... Played in all five games in the High-A East Championship series and batted .286 with two runs batted in and stole three bases in three attempts... Had at least one hit in each game... Was ranked in the top-100 of prospects by several outlets after the season including No. 38 by *Baseball Prospectus*, No. 78 prospect by *Baseball America*, No. 79 by MLB Pipeline...

2020: Was ranked by FanGraphs as Arizona's fifth-best prospect (No. 7 by Baseball America) at the time he was acquired by the Pirates... Was a member of Pittsburgh's alternate training site in Altoona... Was listed by MLB Pipeline as the "Best Athlete" among Pirates minor leaguers at the end of the season...

2019: Hit a combined .326 (74-for-227) in 60 games between rookie-level Missoula and short-season Hillsboro during the 2019 season... Was named to the 2019 Pioneer League mid- and post-season All-Star teams... Was named the Northwest League Player-of-the-Week for the week of 8/5-11 in 2019 after hitting .471 (8-for-17) with four doubles, one triple, two RBI and two runs scored... After the season was named by *Baseball America* as the Pioneer League's best prospect and eighth-best prospect in the Northwest League...

2018: Began his professional career with the Dominican Summer League Diamondbacks after signing with Arizona as a non-drafted free agent in 2017... Batted .309 with seven extra base hits in 22 games before earning a promotion to the rookie-level Arizona League Diamondbacks... Finished the season with a .197 average in 19 games in the AZL...

CAREER STATISTICS

YR	CLUB	AVG	G	AB	R	H	2B	3B	HR	RBI	BB	SO	SB	OBP	SLG
18	DSL Diamondbacks (Rk.)	.309	22	81	14	25	3	3	1	16	6	12	4	.356	.457
	AZL Diamondbacks (Rk.)	.197	19	66	8	13	0	0	0	5	5	17	3	.254	.197
	2018 Totals (Rk.)	.259	41	147	22	38	3	3	1	21	11	29	7	.311	.340
19	Missoula (Rk.)	.364	38	143	34	52	7	3	5	27	12	34	8	.410	.559
	Hillsboro (A-)	.262	22	84	13	22	4	2	0	11	8	17	3	.333	.357
	2019 Totals (Rk./A-)	.326	60	227	47	74	11	5	5	38	20	51	11	.382	.485
21	Greensboro (A+)	.270	90	374	67	101	19	2	14	45	33	105	28	.332	.444
	Altoona (AA)	.259	121	483	65	125	22	5	10	58	29	111	28	.305	.387
	Pittsburgh (MLB)	.333	1	3	0	1	0	0	0	1	2	0	0	.500	.333
	MiLB Totals (4 seasons)	.275	312	1231	201	338	55	15	30	162	93	296	74	.328	.417
	MLB Totals (1 season)	.333	1	3	0	1	0	0	0	1	2	0	0	.500	.333

QUINN PRIESTER • PITCHER

Curve



PERSONAL

HEIGHT/WEIGHT: 6-3/210
BIRTHPLACE: Glendale Heights, Illinois
BORN: September 16, 2000
ACQUIRED: 1st Round (2019)

BATS/THROWS: Right/Right
RESIDES: Cary, Illinois
AGE: 22 (Turns 23 on September 16)
SCHOOL: Cary-Grove High School

CAREER HIGHS

IP (START): 7.0, 4x, last - 9/9/22 (ALT @ ERI)
IP (RELIEF): 4.2 - 8/6/19 (GCL PIR vs. GCL MIN)
RUNS ALLOWED: 7 - 9/15/22 (ALT vs. REA)

STRIKEOUTS: 13, 8/27/21 (GBO @ ASH)
WALKS: 5, 2x, last - 9/27/22 (IND @ COL)
MOST HITS: 8, 3x, last - 9/15/22 (ALT vs. REA)

AWARDS & HONORS

High-A East Pitcher of the Week (8/29/21)
 2021 High-A East Pitcher-of-the-Year
 2021 Sirius/XM Futures Game Selection
 Eastern League Pitcher of the Week (9/11/2022)
 MiLB Organizational All-Star 2022

PROSPECT RANKINGS

2021 *Baseball America* No. 4/MiLB.com No. 2 Pirates prospect
 2022 *Baseball America* No. 6/MiLB.com No. 4 Pirates prospect
 2023 *Baseball America* No. 5 "Best Curveball" in Pirates system
 MiLB.com No. 4 Pirates prospect/ No. 60 overall prospect

CAREER HIGHLIGHTS

CAREER TRANSACTIONS: Drafted by the Pittsburgh Pirates in the first round (18th overall) of the 2019 First-Year Player Draft out of Cary-Grove High School in Cary, Illinois...Signed on June 10, 2019

CURVE CUTS: Charles Quinn Priester... Was committed to play collegiately at Texas Christian University before his selection in the 2019 draft... Signed for a bonus of \$3,400,000 by Pirates scout Anthony Wyclent... Is a 2019 graduate of Cary-Grove (IL) High School, where he posted an 8-2 record and 1.00 ERA as a senior... Was named the 2018-19 Gatorade Illinois Player-of-the-Year... Was a two-sport athlete in high school; also played wide receiver and defensive back on the high school's football team that went 14-0 and won a Class 6A state championship in 2018 where he caught a 3-yard touchdown pass in the championship game against Crete-Monee HS... Played quarterback as an underclassman before moving to receiver during his senior year of high school... Turned down an offer of a dual scholarship from Northwestern University to play football and baseball for the Wildcats... Was named a 2019 Rawlings Perfect Game pre-season All-American... Was also ranked as the 19th-best prospect by MLB Pipeline in the 2019 draft... Became the first high school player from the state of Illinois to be selected in the first round since Houston's Mike Foltyniewicz in 2010... Was listed by *Baseball America* as the No. 1 draft prospect in the state of Illinois... Was a Fox Valley All-Conference selection during his senior year of baseball... Grew up a Chicago Cubs fan...


2022: Was a non-roster invitee to Pirates Spring Training... Among Pirates MiLB, ranked 13th in IP (90.1), 16th in K (89), was 2nd in ERA (min 75.0 IP) with a 3.29 mark... Ranked by *Baseball America* as the No. 22 right-handed pitching prospect in all of minor league baseball entering the season... Suffered an oblique injury at the end of spring training and missed all of April and May before returning for a rehab assignment beginning on Thursday, June 9 with Bradenton vs. Clearwater in which the Marauders threw a combined no-hitter (Priester 3.0 IP, Anthony Solometo 4.0 IP, Jake Sullivan 1.0 IP, Yunior Thaibo 1.0 IP), game was caught by rehabing Curve C Henry Davis... Bradenton's no-hitter was the first he's ever been part of in his life... Completed his rehab assignment on 6/14 with Greensboro: allowed five runs on six hits in 2.2 innings... EL Ranks in July: 5th in ERA (1.69), 6th in IP (26.2), 9th in WHIP (1.05), 10th in BAA (.216)... His 1.69 ERA in July ranked 8th among Double-A Pitchers... His 2.87 ERA with Altoona (6/19 - 9/18) ranked 4th among qualified Double-A Pitchers, also ranked T-1st in GS (15), and 8th in IP (75.1)... Was named the Eastern League's Pitcher of the Week after tossing 7.0 scoreless innings at Erie... Was promoted to Triple-A Indianapolis on 9/22 where he made 2 starts to finish the regular season (1-1, 3.86 ERA, 9.1 IP, 5 H, 4 R, 7 BB, 10 K)...

2021: Entered the season ranked by *Baseball America* and MLB Pipeline as the fourth-best prospect in the Pirates system... Was also ranked by *Baseball America* as the No. 58 prospect in all of baseball and the No. 17 right-handed pitching prospect... Was listed as having the "Best Curveball" in the Pirates minor league system by *Baseball America* entering the 2021 campaign... Was a non-roster invitee to Pirates Spring Training where he made two appearances and allowed one earned run in 1.1 innings pitched... Spent the entire season in

Greensboro's rotation, went 7-4 with a 3.04 ERA in 20 starts... His 3.04 ERA was the second-best mark among Pirates minor leaguers (minimum 90.0 IP) behind Bradenton's Adrian Florencio (2.46)... Picked up his first two wins of the season in back-to-back starts on May 18 and May 25 by throwing 5.0 scoreless innings... Completed 5.0 innings in each of his four starts in the month of July, going 1-0 with a 2.63 ERA (7 ER / 24.0 IP)... Was selected to appear in the Sirius/XM Futures Game at Coors Field, worked 0.2 of an inning and struck out one batter... Finished a career-best 7.0 innings for the second time on August 13 against Winston-Salem, struck out a career-high 10 and did not allow a run... Was named the High-A East Pitcher of the Week for the week ending August 29 after he delivered 6.0 scoreless innings on August 27 and allowed just one hit and no walks, struck out a career-best 13 - began the game with nine consecutive strikeouts and 11 of the first 12 batters he faced, combined with Colin Selby on a one-hitter... Finished the regular season as the High-A East's Pitcher-of-the-Year and was named a Post-Season All-Star after finishing as the league leader in ERA (3.04), batting average against (.225), home runs allowed per nine innings (0.74), WHIP (1.24) and Winning Percentage (.636)... Also was second in games started (20), third in innings pitched (97.2) and tied for eighth in wins (7)... Also had the lowest batting average on balls in play (.285), ranked third in K/9 (9.03), strikeout percentage (24.1) and Fielding Independent Pitching (4.08)... Started Game Two of the High-A East Championship Series and picked up the win, went 5.0 innings and allowed just one run on three hits and two walks, also struck out seven to even the series at one game apiece...

2020: Entered season ranked by *Baseball America* as Pittsburgh's sixth-best prospect... Was a member of the alternate training site roster in Altoona... Was rated by MLB Pipeline as having the "Best Curveball" in the Pirates minor league system at the conclusion of the season...

2019: Allowed two earned runs or fewer in six of his seven starts in with the GCL Pirates... Made his professional debut as a starter on 7/2/19 (2.1ip/3h/1r/1bb/2so) against the Gulf Coast League Braves... Picked up his first professional win on 7/29/19 against the GCL Braves after allowing two runs in 5.0 innings of work... Was promoted to the West Virginia Black Bears of the New York-Penn League on 8/22... Allowed three runs, two earned, in 4.0 innings in his only start with West Virginia on 8/27/19 at State College...



CAREER STATISTICS

YR	CLUB	W-L	ERA	G	GS	CG	SHO	SV	IP	H	R	ER	HR	BB	SO
19	GCL Pirates (Rk.)	1-1	3.03	8	7	0	0	0	32.2	29	15	11	1	10	37
	West Virginia (A-)	0-0	4.50	1	1	0	0	0	4.0	3	3	2	0	4	4
	2019 Totals (Rk./A-)	1-1	3.19	9	8	0	0	0	36.2	32	18	13	1	14	41
21	Greensboro (A+)	7-4	3.04	20	20	0	0	0	97.2	82	40	33	8	39	98
	Bradenton (A)	0-0	0.00	1	1	0	0	0	3.0	0	0	0	0	0	1
22	Greensboro (A+)	0-0	16.88	1	1	0	0	0	2.2	6	5	5	1	1	3
	Altoona (AA)	4-4	2.87	15	15	0	0	0	75.1	68	30	24	4	22	75
	Indianapolis (AAA)	1-1	3.86	2	2	0	0	0	9.1	5	4	4	1	7	10
	2022 Totals (A+/A/AAA)	5-5	3.29	19	19	0	0	0	90.1	79	39	33	6	30	89
	MiLB Totals (3 seasons)	13-10	3.16	48	47	0	0	0	224.2	193	97	79	15	83	228



PERSONAL

HEIGHT/WEIGHT: 6-2/213
BIRTHPLACE: Huntsville, AL
BORN: January 30, 1999
ACQUIRED: 15th Round (2021)

BATS/THROWS: Right/Left
RESIDES: Huntsville, AL
AGE: 24
SCHOOL: University of South Alabama

CAREER HIGHS

IP (START): N/A
IP (RELIEF): 2.0, 9x, last - 8/27/22 (ALT @ BOW)
RUNS ALLOWED: 5, 2x, last - 8/16/22 (ALT vs. HBG)

STRIKEOUTS: 5, 2x, last - 6/12/22 (ALT @ REA)
WALKS: 3 - 4/27/22 (GBO @ ROM)
MOST HITS: 4 - 6/8/22 (ALT @ REA)

AWARDS & HONORS

2022 MiLB.com Pittsburgh Organizational All-Star
 Pittsburgh Pirates 2022 Kent Tekulve Releiver of the Year

PROSPECT RANKINGS

2022 *Baseball America* No. 29 Pirates prospect

CAREER HIGHLIGHTS

CAREER TRANSACTIONS: Drafted by the Pittsburgh Pirates in the 15th round (433rd Overall) in the 2021 First-Year Player Draft out of the University of South Alabama... Signed on July 20, 2021

CURVE CUTS: Robert Tyler Samaniego (Tyler)... Spent two years at Northeast CC (MS) before spending his junior season at South Alabama... Same college at Pirates 1st round selection in 2019 OF Travis Swaggerty... Lettered five times in baseball at Lee (AL) High School, where he was a 2017 first-team Class 5A state selection... Attended same High School as Craig Kimbrel and his family, Tyler played under the same High School Coach, is represented by the same agency... Tyler's brother lived with Craig's brother in college, and Craig's younger brother, Matt, helped coach Samaniego in high school...

2022: Led Pirates minor league pitchers with 14 saves... Also had the lowest WHIP (0.797) and H/9 (3.4) among PIT MiLB (min 40.0 IP)... His .114 BAA was the lowest among all MiLB pitchers that threw 40.0 IP... Was unscored upon in 20-of-24 outings with Altoona... His 10 saves with Altoona were tied for 4th in the Eastern League and were tie for 5th among all Double-A Pitchers June 1 through the end of the season... Named to Greensboro's Opening Day Roster... Went 1-1, with a 0.53 ERA (1 ER / 17.0 IP) in 14 appearances with the Grasshoppers... Picked up 24 strikeouts in 17.0 IP with just 3 H and 11 BB (.054 BAA)... Last allowed a hit on April 15 at Winston-Salem (10 G)...

Transferred to ALT on 5/31... Threw his 12th consecutive scoreless inning in his debut on 5/31... Picked up a 4-out save on 6/4 vs. BOW... Went 41 AB's (14G) between allowing a hit (4/15 - 6/8), longest active streak in MiLB at the time it was broken... Had a 14.2 inning scoreless streak broken on June 8... Placed on Temp. Inactive List on 9/1 (personal), activated on 9/10... Altoona went 19-5 in games he pitched in...

2021: Allowed just 1 ER in 7G (10.0ip) between the regular season and postseason with Bradenton... Aided the Marauders to a Low-A Southeast League Championship... Struck out 15 batters in 7.0 IP...

COLLEGE: Went 2-2 with a team-high seven saves, a 4.08 ERA, 27 strikeouts and .172 batting average against in 2021 for the University of South Alabama... Was scored upon just four times in 19 appearances in 2021 with South Alabama... Lettered two years at Northeast (MS) Community College prior to transferring to South Alabama... Was a first-team selection for the Mississippi Association of Community and Junior Colleges in 2019...



CAREER STATISTICS

YR	CLUB	W-L	ERA	G	GS	CG	SHO	SV	IP	H	R	ER	HR	BB	SO
21	Bradenton (A)	1-0	1.29	5	0	0	0	0	7.0	4	2	1	1	2	15
22	Greensboro (A+)	1-1	0.53	14	0	0	0	4	17.0	3	3	1	0	11	24
	Altoona (AA)	3-3	3.52	24	0	0	0	10	30.2	15	13	12	2	9	23
	2022 Totals (A+/AA)	4-4	2.45	38	0	0	0	14	47.2	18	16	13	2	20	47
	MiLB Totals (2 seasons)	5-4	2.30	43	0	0	0	14	54.2	22	18	14	3	22	62



PERSONAL

HEIGHT/WEIGHT: 6-0/172
BIRTHPLACE: Santo Domingo, D.R.
BORN: April 23, 1999
ACQUIRED: International Free Agent (2015)

BATS/THROWS: Right/Right
RESIDES: Santo Domingo, D.R.
AGE: 23 (Turns 24 on April 23)
SCHOOL: N/A

CAREER HIGHS

HITS: 4, 5x, last - 8/25/21 (GBO @ ASH)
RUNS: 5 - 7/4/21 (GBO @ BG)
HOME RUNS: 2 - 8/11/21 (GBO @ WS)

RBI: 6 - 8/11/21 (GBO @ WS)
STOLEN BASES: 2, several
HITTING STREAK: 10 games, 4/11-4/22/19

AWARDS & HONORS

2019 South Atlantic League Mid-Season All-Star
 2021 MiLB.com Pittsburgh Organizational All-Star

PROSPECT RANKINGS

2017 *Baseball America* No. 2 Gulf Coast League prospect
 2018 *Baseball America* No. 10/MLB.com No. 10 Pirates prospect
 2019 *Baseball America* No. 12/MLB.com No. 17 Pirates prospect
 2020 *Baseball America* No. 26/MLB.com No. 20 Pirates prospect
 2022 *Baseball America* No. 40 Pirates prospect

CAREER HIGHLIGHTS

CAREER TRANSACTIONS: Signed by the Pittsburgh Pirates as an international free agent on July 2, 2015

CURVE CUTS: Kevin Bryan Sanchez...Was the Pirates' top international signee in 2015 for \$450,000...Began his professional career at age 18...Signed by Pirates scouts Rene Gayo, Juan Mercado and Victor Santana...Pulled off a straight steal of home for the Pirates during a Major League Spring Training game against the Phillies at LECOM Park on March 26, 2018...His 111 career stolen bases from 2016-2021 rank the most among Pirates minor leaguers...

2023: Was a non-roster invitee to Pirates Spring Training...



2022: Was a non-roster invitee to Pirates Spring Training... Played in 71 games, 66 with Altoona... Stole 2 bases and picked up 2 hits on 4/10 vs. HBG... Had a 3-hit game on 4/13 at RIC... Hit his first homer of the season on 4/14 at RIC... Batted .280 with a .373 on-base percentage in 14 April games... Walked a career-high 4 times on 5/4 at Erie... Turned a brilliant 126 road trip to Akron/Erie (4/26-5/8)... .359 BA, .480 OBP with 4 2B and 4 RBI, 7 multi-hit games... Placed on Suspended List (4 G) on 5/25 stemming from on-field incident with Richmond on 5/22... Homered in consecutive games on 6/16-17 vs. Erie, 5th time in his career... Placed on 7-Day IL on 6/24 (Oblique)... Played 5G on rehab with Bradenton and the FCL Pirates going 3-for-18 with 2 RBI and 1 BB... Activated on 8/12... Picked up 10 hits across his final 19 games of the season... After the season played three games with Toros del Este of the Dominican Winter League...

2021: Spent the season with High-A Greensboro... Spent the season with High-A Greensboro under manager Kieran Mattison... Hit a career-high 17 home runs... Was one of 23 Pirates Minor Leaguers to hit at least ten homers... Hit more home runs in 2021 (17) than in his first four professional seasons combined (13), leading to a career-high .453 slugging percentage... Stole 30 bases in 39 attempts, the most stolen bases in the High-A East and the Pirates system in 2021... Drew a career-high 55 walks, tied for the second-most in the High-A East... Had a career-high .372 on-base percentage, third best in the High-A East... Scored 79 runs, a career-high and most in the High-A East... Had two six-game hitting streaks, including his final six games of the season... Scored a career-high five runs on July 4 against Bowling Green... Hit two home runs with six RBI on August 11th against Winston-Salem, his first multi-homer run game of his career... Recorded four hits two times... Was named an Organizational All-Star by MLB.com... Earned the Omar Moreno Baserunner-of-the-Year Award, given annually to the Pirates' top minor league baserunner...

2020: Did not play as a result of COVID-19 pandemic

2019: Split the season between Single-A Greensboro and A-Adv. Bradenton...33 stolen bases ranked third in the Pirates system and 59 strikeouts were second-fewest among full-season players, resulting in a 12.9% strikeout percentage for the first-lowest rate in the organization...Opened the season with Single-A Greensboro...Set a career-high with a 10-game hitting streak from 4/11-4/22 and batted .421 (16/38)...Hit safely in 17 of 18 games from 4/11-5/2 at a .361 (26/72) rate...Batted .337 through the month of April, seventh-best in the South Atlantic League...Went a perfect 4-for-4 at the plate on 5/5 vs. WVP with a double, triple and two RBIs...Played in South Atlantic League All-Star Game on 6/18 in Charleston, W.V. and went 1-for-5 with a double from the leadoff spot for the North All-Stars' 6-2 win...Promoted to A-Adv. Bradenton on 6/20...During the time of his promotion, led the South Atlantic League in triples with six, ranked ninth with a .301 batting average, tied for third in runs scored (43), tied for second in stolen bases (20), second in hit by pitch (12) and 10th in on-base percentage (.377)...Made debut for Bradenton on 6/20 vs. TAM and went 0-for-4...Had back-to-back two-hit games on 6/22 and 6/23 vs. TAM...Scuffled to a .172 average over first 43 games with Bradenton but surged with four two-hit games over last nine games of the season, batting .310 (9/29)... Finished tied for fourth in the South Atlantic League in triples...Ranked third among Pirates minor leaguers in stolen bases. After the season, ranked as Pittsburgh's No. 28 prospect by *Baseball America* and No. 17 in the system by MLB.com

2018: Spent entire season with Single-A West Virginia Power...30 stolen bases ranked third in the Pirates system...First full season...Launched first homer on 4/10 vs. LWD...Doubled twice on 4/16 @ CSC and drove in two runs...Suffered 0-for-19 stretch over seven games between 4/19-4/26...Hit walk-off sacrifice fly on 5/7 vs. HIC in the ninth inning to push the Power to a 4-3 win... Hit .275 (53/193) with 19 RBIs and 33 runs in 60 games after the All-Star Break after hitting .211 through the First Half...Stole 30 bases which ranked fourth in the South Atlantic League and Pirates organization...Played in one game for Aguila Cibana in the 2018 Dominican Winter League...Ranked by MLB.com as the Pirates' No. 10 prospect and No. 12 in the organization by *Baseball America* at the close of the season

2017: Spent entire season with GCL Pirates...Tripled in U.S. debut on 6/26 vs. GCL Tigers...Hit first pro homer, a solo shot, on 6/30 vs. GCL Tigers West...Recorded a career-best four hits (4-for-5) with a double and three runs on 7/12 @ GCL Tigers...Recorded second four-hit game on 7/24 vs. GCL Yankees West...Hit .329 (28/85) with 12 RBIs and 19 runs in 21 games in July...Hit walk-off sacrifice fly on 8/5 vs. GCL Blue Jays in the 12th inning to lift GCL Pirates to 10-9 win...Reached base safely in 26 straight games from 7/29 until end of season, which was the second-longest streak in the league, and owned a .339 on-base percentage during that stretch...Led GCL with 42 runs and was tied for third in total bases...Led team in hits (58) and stolen bases (14)...Led all GCL outfielders with 1,000 fielding percentage and tied for the most total chances (132)...Ranked eighth in Pirates organization with .284 batting average...Ranked by *Baseball America* as the Gulf Coast League's No. 2 prospect...Also ranked as Pittsburgh's No. 10 prospect by *Baseball America*

2016: Spent entire season with DSL Pirates...Recorded first professional hit in third game on 6/11 @ DSL Mets...Hit .348 through first 13 games with three doubles

CAREER STATISTICS

YR	CLUB	AVG	G	AB	R	H	2B	3B	HR	RBI	BB	SO	SB	OBP	SLG
16	DSL Pirates (F-Rk.)	.235	45	153	19	36	4	1	0	10	24	18	4	.359	.275
17	GCL Pirates (Rk.)	.284	51	204	42	58	11	2	4	20	21	19	14	.359	.417
18	West Virginia (A)	.243	114	378	57	92	18	1	4	34	41	72	30	.322	.328
19	Greensboro (A)	.301	61	226	43	68	10	6	4	26	17	28	20	.377	.451
	Bradenton (A+)	.196	52	163	21	32	3	3	1	9	18	31	13	.300	.270
	2019 Totals (A/A+)	.257	113	389	64	100	13	9	5	35	35	59	33	.345	.375
21	Greensboro (A)	.264	104	364	79	96	18	0	17	58	55	72	30	.372	.453
22	GCL Pirates (Rk.)	.077	4	13	2	1	0	0	0	1	1	3	0	.200	.077
	Bradenton (A)	.400	1	5	1	2	0	0	0	1	0	2	0	.400	.400
	Altoona (AA)	.231	66	212	26	49	6	0	5	24	34	40	7	.343	.330
	2022 Totals (Rk./A/AA)	.226	71	230	29	52	6	0	5	26	35	45	7	.336	.317
	MiLB Totals (6 seasons)	.253	498	1718	290	434	70	13	35	183	211	285	118	.348	.370



PERSONAL

HEIGHT/WEIGHT: 6-3/187
BIRTHPLACE: Tampa, Florida
BORN: October 8, 1999
ACQUIRED: Trade - MIA (2021)

BATS/THROWS: Left/Left
RESIDES: Tampa, Florida
AGE: 23 (Turns 24 on October 8)
SCHOOL: Plant High School

CAREER HIGHS

HITS: 4 - 8/10/22 (ALT @ BNG)
RUNS: 4 - 6/19/21 (BEL @ PEO)
HOME RUNS: 2, 2x, last - 9/17/22 (ALT vs. REA)

RBI: 4, 3x, last - 9/17/22 (ALT vs. REA)
STOLEN BASES: 3 - 6/9/19 (CLI @ BUR)
HITTING STREAK: 16 games - 7/7-7/26/19

PROSPECT RANKINGS

2019 *Baseball America* No. 6 /MLB.com No. 6 Marlins prospect
 2020 *Baseball America* No. 10/MLB.com No. 15 Marlins prospect
 2021 *Baseball America* No. 14 Marlins prospect
 2022 *Baseball America* No. 26 Pirates prospect

CAREER HIGHLIGHTS

CAREER TRANSACTIONS: Drafted by the Miami Marlins in the first round (13th overall) of the 2018 First-Year Player Draft out of Plant High School in Tampa, Florida... Signed on June 13, 2018... Traded by the Miami Marlins to the Pittsburgh Pirates on November 29, 2021 along with RHP Zach Thompson and RHP Kyle Nicolas for C Jacob Stallings

CURVE CUTS: Connor Bryant Scott... Attended Plant (Fla.) High School... Notable baseball alumni from Plant High School include: Pete Alonso (Mets), Mychal Givens (Reds), Kyle Tucker (Houston) Jake Woodford (Cardinals) and Wade Boggs... Was ranked the No. 15 overall prospect (No. 5 Fla.) and the No. 2 outfield prospect (No. 1 Fla.) nationally by Perfect Game in 2018... Played in the 2017 Perfect Game All-American Game... Was also regarded as a left-handed pitcher prospect... Only played in 20 games during his senior season due to a hamstring injury... Hit .526 with five home runs and pitched to a 3-0 record with a 2.13 ERA in 23 innings... Was initially committed to University of Florida before signing with the Miami Marlins... Signed for a \$4,038,200 signing bonus... Was road roommates with RHP Kyle Nicolas with Beloit in 2021 and the two roomed together at home and on the road while playing for Altoona in 2022...

2022: Spent the entire season with Altoona, set the team's franchise record for Home Runs in a season (142) on 9/17 vs. Reading with his second career multi-home run game... Finished the season as the team leader in 2B (25)... Was 1 of 7 Curve players to steal at least 10 bases... Began the season with hits in each of his first 9 games, reached base safely in 15 straight games to start season... Recorded 10 multi-hit games in April/May, just 2 in June (.183 BA)... Swatted his second HR of the season on 7/3 against HBG ending a string of 178 AB's without a home run... Hit a walk-off sacrifice fly to lead the Curve to a 1-0 win over RIC on 7/16... Changed his number from 38 to 7 on 8/2... Picked up a career-high 4 hits (2 1B, 2B, HR) on 8/10 at Binghamton... Picked up 2 hits and 2 RBI including a game-saving home run robbery in the 9th inning of ALT's 10-8 win in 10 innings over BOW on 8/27...

2021: Spent the entire season at High-A Beloit... Played in 96 games, hitting .276 with 25 doubles, six triples, 10 home runs, and 46 RBI... set career-highs in triples, home runs, RBI, runs scored (80), and batting average... Stole 14 bases all season... Scored a career-high four runs on June 19... Had his first multi-home run game on August 20th, hitting two home runs... Played in all three outfield positions with the most time coming in right field... Finished the season on a strong note, hitting .314/.353/.547 in August and September...

2020: Did not play due to the COVID-19 Pandemic

2019: Began the season with Class A Clinton... Played in 95 games, hitting .251 (95/378) with 24 doubles, four triples, four home runs, and 36 RBI... Stole 21 bases and had a .679 on-base percentage... Promoted to High-A Jupiter on July 30... Had a career-high 16 game hitting streak from July 7 - July 26... Hit .311 in July with 10 doubles, a triple and a home run... Played in 27 games at High-A, hitting .235 with four doubles, one triple, one home run, and five RBI... Continued to play exclusively center field... Struggled against left-handed pitching, managing a .582 OPS against them... Struck out a career-high 117 times all season... Ranked 10th in the Marlins system after the season by Baseball America

2018: Made his professional debut on July 3 with the GCL Marlins... Played in 27 games, hitting .223 with one double, four triples, and eight RBI... Stole eight bases at the rookie level... Recorded three hits on July 19... Was promoted to Class-A Greensboro on August 7... Played 23 games with the Grasshoppers, hitting .211 with two doubles, one home run, and five RBI... First professional home run came on August 20th @ Kannapolis... Played strictly center field in his first season... Ranked sixth in the Marlins system by Baseball America after the season



CAREER STATISTICS

YR	CLUB	AVG	G	AB	R	H	2B	3B	HR	RBI	BB	SO	SB	OBP	SLG
18	GCL Marlins (Rk.)	.223	27	103	15	23	1	4	0	8	14	29	8	.319	.311
	Greensboro (A)	.211	23	76	4	16	2	0	1	5	10	27	1	.295	.276
	2018 Totals (Rk./A)	.218	50	179	19	39	3	4	1	13	24	56	9	.309	.296
19	Clinton (A)	.251	94	378	56	95	24	4	4	36	31	91	21	.311	.368
	Jupiter (A+)	.235	27	98	12	23	4	1	1	5	11	26	2	.306	.327
	2019 Totals (A/A+)	.248	122	476	68	118	28	5	5	41	42	117	23	.310	.359
21	Beloit (A+)	.276	96	395	80	109	25	6	10	46	31	92	14	.333	.446
22	Altoona (AA)	.247	109	380	46	94	25	4	7	49	33	92	10	.308	.389
	MLB Totals (4 seasons)	.252	377	1430	213	360	81	19	23	149	130	357	56	.316	.383



PERSONAL

HEIGHT/WEIGHT: 5-10/206
BIRTHPLACE: Portsmouth, OH
BORN: April 10, 1997
ACQUIRED: 34th Round (2019)

BATS/THROWS: Right/Right
RESIDES: Rio Grande, OH
AGE: 25 (Turns 26 on April 10)
SCHOOL: University of Rio Grande (OH)

CAREER HIGHS

HITS: 4 - 8/29/21 (BRD @ FTM)
RUNS: 3 - 8/29/21 (BRD @ FTM)
HOME RUNS: 1, 2x, last - 8/10/21 (PIRG vs. ORI)

RBI: 5 - 8/29/21 (BRD @ FTM)
STOLEN BASES: 1, 2x, last - 5/8/22 (ALT @ ERI)
HITTING STREAK: 3 gms, 2x, last - 7/16 - 7/24/22

CAREER HIGHLIGHTS

CAREER TRANSACTIONS: Drafted by the Pittsburgh Pirates in the 34th round (1,024th) overall in the 2019 First Year Player Draft out of the University of Rio Grande (OH)... Signed on June 17, 2019...

CURVE CUTS: Dylan Matthew Shockley... Is viewed as one of the organization's best defensive catchers... Has overcome a long history of injury in his career, underwent Tommy John Surgery at age 14, had 2 meniscus surgeries in college that wiped out his freshman season and limited him to just one game as a sophomore, underwent back surgery in the 2019-20 off-season to remove a cyst from his tailbone and suffered an injury to his gentleman's region after a foul tip broke his cup during a major league spring training game between Baltimore and Pittsburgh late in 2022 spring training... Also had his 2022 season cut short by a left thumb injury...

2022: Assigned to Altoona to begin the season and was placed on the Development list, activated on 4/27... Caught two 2 baserunners stealing in the 5th inning on 5/1 at Akron, also picked up his first hit of the season... Picked up his first career multi-hit game with 2 2B including a walk-off 2B in the 10th inning to secure a 3-2 win over BOW on 6/5... It was also his first walk-off hit at any level of baseball... Placed on 7-Day IL on 7/26 (retro to 7/25) with a thumb injury that ended his season... Played 24 games for Altoona and batted: .147/.284/.191 with 3 2B, 2 RBI, 1-1 SB... After the season played 36 games with the Sydney Blue Sox of the Australian Winter League where he batted .220/.331/.358 with 6 2B, 3 HR and 14 RBI... Was teammates with Pirates minor leaguers Jase Bowen, Sammy Siani and Erny Ordenez...

2021: Played 37 games between the FCL Pirates, Low-A Bradenton and High-A Greensboro, batted .179 with 6 2B, 2 HR and 18 RBI... Spent the majority of the season as the back-up catcher in Greensboro where he made 21 appearances... Hit a tie-breaking solo homer in the 8th inning on July 4 at Bowling Green to lead the Grasshoppers to a 6-5 win... Was on the Championship roster for Low-A Bradenton when they swept Tampa for the Low-A East Championship...

2019: Made his professional debut with the GCL Pirates and drove in 10 runs across 26 appearances...

COLLEGE: Led NAIA University of Rio Grande to a 39-21 record, a conference tournament championship and an NAIA National Tournament berth in 2019... Became just the third player in program history to be drafted and its first in 24 years (Jeff Weyland, 30th round PIT in 1984 and David Robinson, 39th Round PHL in 1995)... Over the course of his three seasons with RedStorm, Shockley batted .363 with 58 doubles, seven triples, 13 home runs and 120 RBIs, he finished with a .564 slugging percentage and a .479 on-base percentage... As a pitcher, Shockley posted a career mark of 7-1 with nine saves and a 2.35 ERA. In 21 appearances covering 30.2 IP, he allowed 28 hits and 11 walks while striking out 44...



CAREER STATISTICS

YR	CLUB	AVG	G	AB	R	H	2B	3B	HR	RBI	BB	SO	SB	OBP	SLG
19	GCL Pirates (Rk.)	.183	26	82	5	15	2	0	0	10	6	28	1	.253	.207
21	FCL Pirates (Rk.)	.222	8	18	8	4	1	0	1	6	7	6	0	.444	.444
	Bradenton (A)	.308	8	26	7	8	2	0	0	6	5	9	0	.455	.385
	Greensboro (A+)	.113	21	62	7	7	3	0	1	6	6	21	0	.222	.210
	2021 Totals (Rk./A/A+)	.179	37	106	22	19	6	0	2	18	18	36	0	.326	.292
22	Altoona (AA)	.147	24	68	4	10	3	0	0	2	7	34	1	.284	.191
	MiLB Totals (3 seasons)	.172	87	256	31	44	11	0	2	30	31	98	2	.292	.238



PERSONAL

HEIGHT/WEIGHT: 6-3/196
BIRTHPLACE: Santa Rosa, Calif.
BORN: May 29, 1997
ACQUIRED: 4th Round (2018)

BATS/THROWS: Right/Right
RESIDES: Napa, Calif.
AGE: 25 (Turns 26 on May 29)
SCHOOL: University of California-Berkeley

CAREER HIGHS

IP (START): 8.0, 8/8/19 (BRD vs. DUN)
IP (RELIEF): N/A
RUNS ALLOWED: 8, 7/27/22 (ALT @ BOW)

STRIKEOUTS: 9, 7/16/18 (WVBB @ SI)
WALKS: 5, 8/2/22 (ALT vs. AKR)
MOST HITS: 11, 6/25/19 (BRD @ JUP)

AWARDS & HONORS

Florida State League Pitcher of the Week (6/16/2019)

PROSPECT RANKINGS

2020 MLB.com No. 27 Pirates prospect

CAREER HIGHLIGHTS



CAREER TRANSACTIONS: Drafted by the Pittsburgh Pirates in the fourth round (114th overall) of the 2018 First-Year Player Draft out of the University of California... Signed on June 11, 2018

CURVE CUTS: Aaron Douglas Shortridge... Graduated from Vintage (Calif.) High School in 2015... Pitcher of the Year finalist in 2015 and Player of the Year finalist in 2014... All-League in 2014 and 2015... Had a career 1.80 ERA in high school and struck out a program record 215 batters... Fellow Vintage High School graduate Jason Brandow was also drafted by the Pirates in 2018 but did not sign... College teammate Jonah Davis was Pirates 15th round pick in 2018... Signed with Pirates for \$475,000

2022: Began season on Altoona's 60-Day IL (TJ Recovery)... Began rehab assignment with Bradenton on June 7 and made three starts totaling 9.0 innings of one-run ball... Activated to Curve roster on 6/21... Has allowed 2 HR in a start twice this season (6/24 @ NH and 7/27 @ BOW)... Finished 5.0 innings for the first time post-TJ Surgery on 8/13 at Binghamton... Completed 6.0 innings for the first time since August 20, 2019 (1,095 days) on 8/19 vs. Harrisburg... Tossed 7.0 scoreless innings to finish his regular season, allowing just 3 hits and 1 walk with 3 strikeouts on 9/17 vs. Reading... Finished the season with a 2-1 record in his last 4 starts: 0.45 ERA (1 ER / 20.0 IP), 17 H, 8 BB, 12 K...

2021: Spent season on Altoona's 60-Day IL, underwent "Tommy John" surgery on 1/13/21 (Dr. Ken Akizuki), was slated to be a non-roster invitee to Pirates Spring Training...

2020: Spent entire season at the Pirates alternate training site in Altoona...

2019: Spent the entire season with A-Adv. Bradenton... Led the Florida State League in innings pitched with

135.2... Also ranked in the top ten in the league in ERA (fifth, 3.25), wins (T-fifth, nine), batting average against (eighth, .252) and WHIP (fifth, 1.14)... Finished sixth in the Pirates' organization in ERA, tied for seventh in innings, third in BB/9 (1.66), fourth in K/BB (4.16) and seventh in WHIP... Opened the year by allowing just one run over his first three starts (4/5-4/15)... Pitched first of 12 quality starts on 4/10 vs. CHA and did not earn a decision... Posted a 3-0 record with a 1.93 ERA in five April outings... Named the Florida State League Pitcher of the Week for the period from 6/10-6/16 after pitching seven scoreless innings with eight strikeouts on 6/10 @ CHA... Landed on the 7-day injured list on 6/28, retroactive to 6/27 and was activated on 7/9... Went 4-1 with a 1.76 ERA in five starts in August... Pitched a career-high eight scoreless innings on 8/8 vs. DUN... Won four straight starts between 8/3-8/20 where he allowed just two earned runs in 25.2 innings (0.70 ERA)... Posted a season-high 18.2-inning scoreless streak between 7/27-8/14... Went 6-0 with a 1.48 ERA (7 ER/42.2 IP) over sevens starts from 7/16-8/20... Had six starts of at least five innings with no runs allowed on the season... Allowed two earned runs or less in 15 of his 24 starts

2018: Made professional debut on 6/17 for the West Virginia Black Bears of the New York-Penn League and pitched three innings with one run allowed... Pitched five innings in three of his eight starts... Struck out a career-high nine batters on 7/16 vs. SI... Picked up first pro win with five scoreless innings and seven strikeouts on 7/22 @ WIL... Posted a 0.73 ERA over his final three starts that totaled 12.1 innings from 7/16-7/28... Shut down for the remainder of the season due to unspecified soreness

COLLEGE: Pitched three seasons at the University of California-Berkeley... Posted a 7-4 career record with a 2.95 ERA in 128.7 innings... Starting career in the Bears bullpen before moving into the rotation for 2018 following a strong sophomore season... All-Pac 12 Honorable Mention in 2018... Went 5-3 with a 2.77 ERA in 91 innings in 2018... Pitched three complete games and struck out 74 hitters... Pitched a complete game shutout at Arizona State in his final collegiate appearance on 5/26/18... Posted a team-best 1.99 ERA in 14 appearances in 2017... Appeared in 12 games as a freshman in 2016

CAREER STATISTICS

YR	CLUB	W-L	ERA	G	GS	CG	SHO	SV	IP	H	R	ER	HR	BB	SO
18	West Virginia (A-)	1-1	2.67	8	8	0	0	0	30.1	27	10	9	1	7	38
19	Bradenton (A+)	9-5	3.25	24	24	1	0	0	135.2	129	50	49	13	25	104
22	Bradenton (A)	0-0	1.00	3	3	0	0	0	9.0	7	1	1	0	2	6
	Altoona (AA)	3-4	4.88	14	14	0	0	0	55.1	61	38	30	6	31	37
	<i>2022 Totals (A/AA)</i>	<i>3-4</i>	<i>4.34</i>	<i>17</i>	<i>17</i>	<i>0</i>	<i>0</i>	<i>0</i>	<i>64.1</i>	<i>68</i>	<i>39</i>	<i>31</i>	<i>6</i>	<i>33</i>	<i>43</i>
	MiLB Totals (3 seasons)	13-10	3.48	49	49	1	0	0	230.1	224	99	89	20	65	185

2023 CURVE



PERSONAL

HEIGHT/WEIGHT: 5-11/185

BIRTHPLACE: Glenside, PA

BORN: December 14, 2000

ACQUIRED: Competitive Round A - 2019

BATS/THROWS: Left/Left

RESIDES: Glenside, PA

AGE: 22 (Turns 23 on December 14)

SCHOOL: William Penn (PA) Charter School

CAREER HIGHS

HITS: 3, 6x, last - 9/10/22 (GBO @ BG)

RUNS: 3, 7x, last - 9/10/22 (GBO @ BG)

HOME RUNS: 1, 15x, last - 7/6/22 (GBO vs. GVL)

RBI: 5 - 5/9/21 (BRD vs. FTM)

STOLEN BASES: 3 - 6/14/22 (GBO vs. HV)

HITTING STREAK: 10 games, 6/4 - 6/18/22

PROSPECT RANKINGS

2020 *Baseball America* No. 10/MLB.com No. 8 Pirates Prospect

2021 MLB.com No. 19 Pirates Prospect

CAREER HIGHLIGHTS

CAREER TRANSACTIONS: Drafted by the Pittsburgh Pirates in the Competitive Balance Round A (37th Overall) of the 2019 First-Year Player Draft out of William Penn (PA) Charter School... Signed on June 14, 2019...

CURVE CUTS: Samuel James "Sammy" Siani... Was committed to playing his college ball at Duke before signing with the Pirates for \$2,150,000... Was ranked by both *Baseball America* (No. 44) and MLB.com (No. 43) as one of the top draft prospects in the 2019 draft... Was ranked as the No. 1 prospect in the state of Pennsylvania by *Baseball America*... His older brother Mike was drafted in the 4th round in 2018 by Cincinnati and made his major league debut with the Reds on September 22, 2022 and played in 9 games going 4-for-24 down the stretch of the season... His younger brother, Jake, is an outfielder for Johns Hopkins (Division III)...

2023: Made several appearances as a non-roster invitee to Pirates Spring Training...

2022: Spent the entire season with High-A Greensboro where he set career-highs in 2B (10) and SB (25)... Overcame a slow start to the season with a solid month of June where he batted .284/.415/.418 with 3 2B, 2 HR and 7 RBI... Also drew 14 walks in 20 games in the calendar month... Was held without a hit in 7 games, but drew a walk in 5 games, before he was placed on the Development List on July 25 and worked out at Pirate City... Was activated from the Development List on August 23 and played in 15 games to wrap up the regular season with the Grasshoppers... After the season played 39 games with the Sydney Blue Sox in the Australian Winter League where he batted .291/.353/.546 with 10 2B, 1 3B, 8 HR and 29 RBI... Was teammates with fellow Pirates minor leaguers Jase Bowen, Dylan Shockley and Erny Ordonez, 6 Pirates minor leaguers suited up for Sydney during the season...

2021: Entered the season ranked by MLB.com as Pittsburgh's No.11 prospect and finished the season ranked as No. 19... Spent the entire season with Low-A Bradenton where he aided the Marauders to a Low-A Southeast League Championship... Earned a walk of struck out in 45% of his plate appearances during the season... Spent time at all three outfield spots, making 27 appearances in

LF, 21 in RF and 13 in CF with 5 starts as the Designated Hitter... Bounced back from a slow month of May to begin the season (.182 BA, 26 strikeouts in 19 games) with a solid month of June where he hit .270/.451/.541 with 3 2B, 1 3B, 5 HR and 17 RBI... Also drew 25 walks in 23 July appearances... Knocked his first career home run on June 11 against Daytona... Cooled off in 13 July games, batting just .146, before he was placed on the IL on July 15 and returned on September 7... Went 5-for-19 with 8 walks in 7 games upon his return... Combined to go 0-for-3 with a walk in 4 plate appearances in the Low-A Southeast Championship Series...

2020: Entered the season ranked by *Baseball America* as Pittsburgh's 8th-best prospect... Did not play as a result of the COVID-19 Pandemic...

2019: Was ranked the No. 4 overall prospect in the Gulf Coast League by *Baseball America*... Showcased a good eye at the plate in his professional debut, recording a .372 on-base percentage... Finished the season tied for 7th in the league in walks (26)... Spent time in left field and center field... Picked up 6 extra base hits in 133 at-bats...

CAREER STATISTICS

YR	CLUB	AVG	G	AB	R	H	2B	3B	HR	RBI	BB	SO	SB	OBP	SLG
19	GCL Pirates (Rk.)	.241	39	133	21	32	3	3	0	9	26	41	5	.372	.308
21	Bradenton (A)	.215	62	200	48	43	7	2	8	35	52	63	9	.376	.390
22	Greensboro (A+)	.201	82	284	45	57	9	0	7	28	46	121	25	.318	.306
MLB Totals (3 seasons)		.214	183	617	114	132	19	5	15	72	124	225	39	.350	.334



PERSONAL

HEIGHT/WEIGHT: 6-1/176
BIRTHPLACE: Woodland Hills, CA
BORN: October 2, 2000
ACQUIRED: 8th Round (2021)

BATS/THROWS: Switch/Right
RESIDES: Woodland Hills, CA
AGE: 22 (Turns 23 on October 2)
SCHOOL: University of California

CAREER HIGHS

IP (START): 6.0, 2x, last - 6/30/22 (GBO @ HIC)
IP (RELIEF): 5.0 - 7/6/22 (GBO vs. GVL)
RUNS ALLOWED: 7 - 5/19/22 (GBO vs. BG)

STRIKEOUTS: 11 - 5/31/22 (GBO vs. WIL)
WALKS: 3, 4x, last - 7/6/22 (GBO vs. GVL)
MOST HITS: 10 - 5/19/22 (GBO vs. BG)

CAREER HIGHLIGHTS

CAREER TRANSACTIONS: Drafted by the Pittsburgh Pirates in the 8th round (223rd Overall) in the 2021 First-Year Player Draft out of the University of California... Signed on July 16, 2021 for a bonus of \$175,000...

the summer of 2019; also posted a 2-0 record in the Cape Cod League playoffs... Was rated as the 138th-best player by Baseball America and 212th by MLB Pipeline in the 2021 draft

CURVE CUTS: Sean William Sullivan... Graduated at Chaminade College Preparatory (West Hills, Calif.) where he was a Four-year letter winner... Named to the CIF Southern Section All-Mission League Team... Two-time (2017, 2018) Rawlings/Perfect Game Preseason All-American High Honorable Mention... Also a 2018 All-California Region Second Team honoree... Tossed 52 innings & went 9-3 with a 1.52 ERA, .204 batting average against & 69 strikeouts as a senior... Also played for Garciaparra Baseball Group... Pitched in the quarterfinals and finals of the USA Baseball National High School Invitational in Cary, N.C. in 2016... Has one brother, Thomas Sullivan... Hobbies include collecting baseball gloves

2022: Spent the entire season with High-A Greensboro... Made 20 appearances with 15 starts, going 2-5 with a 4.68 ERA in 75.0 innings... Made his professional debut on 4/13 at Winston-Salem, allowing one unearned run on three hits in 3.0 innings... Struck out career-high 11 batters on 5/31 vs. Wilmington, allowing four runs on four hits in 5.0 innings... Picked up five or more strikeouts in 5 appearances during the season... Tossed season-long 6.0 shutout innings on 6/18 vs. Hudson Valley... Matched the feat on 6/30 at Hickory with 6.0 shutout frames...

2021: Drafted by the Pirates and signed on July 16... Did not pitch in the 2021 season...

COLLEGE: Started for three seasons at the University of California... Went 4-5 with a 3.68 ERA (78.1ip/32er) and 75 strikeouts in 15 starts as a junior in 2021... Was a 2021 All-Pac 12 honorable mention... Homered in his only at-bat of his collegiate career on 3/17/19 vs. USC... Was a two-time (2017 and 2018) Rawlings/Perfect Game pre-season All-American honorable mention... Posted a 2.08 ERA with 48 strikeouts in 43.1 innings of work for the Cotuit Kettleers in the Cape Cod League in

CAREER STATISTICS

YR	CLUB	W-L	ERA	G	GS	CG	SHO	SV	IP	H	R	ER	HR	BB	SO
22	Greensboro (A+)	2-5	4.68	20	15	0	0	1	75.0	75	46	39	16	27	84
MLB Totals (1 season)		2-5	4.68	20	15	0	0	1	75.0	75	46	39	16	27	84

2023 CURVE



PERSONAL

HEIGHT/WEIGHT: 6-4/190
BIRTHPLACE: Freeport, Bahamas
BORN: June 16, 1999
ACQUIRED: Trade - CLE (2018)

BATS/THROWS: Right/Right
RESIDES: Freeport, Bahamas
AGE: 23 (Turns 24 on June 16)
SCHOOL: N/A

CAREER HIGHS

IP (START): 6.0 - 8/22/19 (BRS vs. PUL)
IP (RELIEF): 3.2 - 8/19/17 (AZL IND vs. AZL CUB)
RUNS ALLOWED: 7 - 9/5/21 (GBO vs. HV)

STRIKEOUTS: 9 - 8/3/19 (BRS @ ELZ)
WALKS: 7 - 6/24/21 (GBO vs. GVL)
MOST HITS: 9 - 9/5/21 (GBO vs. HV)

PROSPECT RANKINGS

2019 *Baseball America* No. 15 / *MLB.com* No. 19 Pirates prospect
 2020 *Baseball America* No. 6 / *MLB.com* No. 18 Pirates prospect
 2021 *Baseball America* No. 8 / *MLB.com* No. 13 Pirates prospect
 2022 *Baseball America* No. 18 / *MLB.com* No. 29 Pirates prospect

CAREER HIGHLIGHTS

CAREER TRANSACTIONS: Signed by the Cleveland Indians as an international free-agent on December 5, 2016... Traded by the Cleveland Indians to the Pittsburgh Pirates on November 14, 2018 along with 2B Erik Gonzalez and RHP Dante Mendoza in exchange for RF Jordan Luplow and SS Max Moroff...

CURVE CUTS: Tahnaj A'kheel Thomas... Signed as an International Free Agent by Cleveland for \$200,000 at 17 years old... Acquired by the Pirates at just 19 years old... Was ranked as Cleveland's No. 30 prospect by *MLBPipeline.com* at the time of his trade to Pittsburgh... Rated as having the best fastball in the Pirates system in 2020 by *Baseball America*... Would be just the ninth player born in the Bahamas to reach major league baseball, would join Marlins infielder Jazz Chisholm as an active MLB player, would be the first time since 1973 that two players from the Bahamas are in the majors at the same time... Thomas and Chisolm are close friends off the field...

2023: Made one appearance with Team Great Britain in the World Baseball Classic, pitched 0.1 of an inning and allowed 1 run...

2022: Named to Altoona's Opening Day Roster and spent the entire season with the Curve... Had a 6.2 consecutive scoreless innings (4G, 4/21 - 5/7): 1 H (.056 BAA), 3 BB, 7 K end in the 10th inning on 5/7 @ Erie with a placed runner scoring in a 2-1 loss... Worked 2.0 scoreless IP as an Opener on 6/5 vs. BOW... Went 2.0 IP in 6-of-7 outings in June (1-1, 2.70 ERA, 14 K in 13.1 IP)... Picked up his first save of the season with 1.2 scoreless innings on 7/3 vs. HBG... Earned his second save on 7/7 @ AKR, stranded an inherited runner at 3rd with one out and retired five straight batters to finish a 3-2 win... 7G in July: 10.0 IP, 6 H, 0 R, 1 BB, 13 K (.167 BAA)... Was unscored upon in 13-of-his-last-17 outings (7/3 - 9/9) where he went: 2-0, 1.57 ERA (4 ER / 23.0 IP), 15 H, 6 BB, 27 K (0.91 WHIP, .185 BAA)... Placed on Temp. Inactive on 9/10 to compete with Team Great Britain at the WBC Qualifier in Germany... Altoona was 25-12 in games he pitched in... After helping Team Great Britain qualify for the WBC, made

9 appearances with the Surprise Saguaros of the Arizona Fall League where he allowed 11 runs in 9.1 innings pitched, walked 9 and struck out 11...

2021: Spent the season with High-A Greensboro under manager Kieran Mattison... Matched his career-high with 16 appearances, all of them starts... Finished the season 3-3 with a 5.19 ERA in 60.2 innings pitched... Began the season with a 2.25 ERA in his first three starts (3 ER / 12.0 IP) and struck out 20 batters... Completed 5.0 innings just four times in 16 starts... Walked a career-high seven batters on June 24... Allowed a career-high seven runs and nine hits on September 5... Was placed on the injured list on September 9 and missed the rest of the season...

2020: Did not play due to the COVID-19 Pandemic

2019: Spent the season with the Bristol Pirates... Started 12 games, finishing with a 2-3 record and a career-best 3.17 ERA in 48.1 innings... Allowed five home runs, walked 14 batters and struck out a career-best 59 batters... Struggled in first two starts, recording just five outs... Went 0-1 with a 2.38 ERA (3 ER / 22.2 IP) in the month of July, struck out 32 batters and issued just one walk... Struck out a career-best nine on August 3... Earned first career win on August 22 in a career-long six innings allowing one run... Finished 5.0 innings in four of his five starts in August... Finished tied for seventh in the Appalachian league in strikeouts...

2018: Spent the season with the Arizona League Indians... Made six starts in eight appearances with a 4.58 ERA... Allowed 12 runs in 19.2 innings... Walked 10 batters and struck out 27... Made improvements to his game despite a small work load... Traded by the Cleveland Indians to the Pittsburgh Pirates on November 14, 2018 along with 2B Erik Gonzalez and RHP Dante Mendoza in exchange for RF Jordan Luplow and SS Max Moroff...

CAREER STATISTICS

YR	CLUB	W-L	ERA	G	GS	CG	SHO	SV	IP	H	R	ER	HR	BB	SO
17	DSL Indians (Rk.)	0-2	3.38	3	3	0	0	0	5.1	3	4	2	0	8	5
	AZL Indians (Rk.)	0-3	6.00	13	10	0	0	0	33.0	35	26	22	4	25	29
	2017 Totals (Rk.)	0-5	5.63	16	13	0	0	0	38.1	38	30	24	4	33	34
18	AZL Indians 1 (Rk.)	0-0	4.58	8	6	0	0	0	19.2	13	12	10	2	10	27
19	Bristol (Rk.)	2-3	3.17	12	12	0	0	0	48.1	40	22	17	5	14	59
21	Greensboro (A+)	3-3	5.19	16	16	0	0	0	60.2	61	40	35	13	35	62
22	Altoona (AA)	5-4	3.02	37	1	0	0	3	50.2	44	18	17	4	20	52
	MILB Totals (5 seasons)	10-15	4.26	89	48	0	0	3	217.2	196	122	103	28	112	234



PERSONAL

HEIGHT/WEIGHT: 6-2/194
BIRTHPLACE: Santiago, D.R.
BORN: August 25, 1999
ACQUIRED: International Free Agent (2016)

BATS/THROWS: Right/Right
RESIDES: Santiago, D.R.
AGE: 23 (Turns 24 on August 25)
SCHOOL: N/A

CAREER HIGHS

IP (START): 7.0, 8/30/19 (GBO @ WV)
IP (RELIEF): 5.0, 5/24/22 (ALT @ HBG)
RUNS ALLOWED: 7, 2x last -6/18/18 (GCL PIR vs. GCL BLU)

STRIKEOUTS: 8 - 2x, last 5/24/22 (ALT @ HBG)
WALKS: 5 - 6/30/17 (DSL PIR vs. DSL COOP)
MOST HITS: 8, 2x, last 8/20/19 (GBO @ DEL)

CAREER HIGHLIGHTS

CAREER TRANSACTIONS: Signed by the Pittsburgh Pirates as an international free-agent on July 2, 2016 to a minor league contract

CURVE CUTS: Noe Enmanuel Toribio...Signed by the Pirates at 16 years old for a \$100,000 signing bonus... 44 of 53 career appearances entering the 2022 season were starts, worked in multi-inning relief role in 2023... Added a splitter to his repertoire in place of a change-up during the 2022 season...

2022: Split the season between Altoona and Triple-A Indianapolis... Filled a hybrid starter/relief role to start the season with Altoona... Matched his career-high with 8 strikeouts over 5.0 scoreless innings on 5/24 at Harrisburg... Made a spot start on 6/9 @ REA, threw 2.0 scoreless innings... Turned in a brilliant 12-game run from April 22 - June 21 where he went 2-1 with a 1.56 ERA in 34.2 IP, allowed just 27 H, 9 R (6 ER), 11 BB, 39 K and held opponents to a .209 batting average against... Promoted to Triple-A Indianapolis on June 21... At the time of his promotion ranked 2nd among Eastern League relievers with 45 strikeouts, his 1.85 ERA was 3rd-lowest among EL relievers... His 1.85 ERA was the lowest among Curve pitchers that threw at least 30.0 innings in the 2022 season... Spent the rest of the season working in a multi-inning relief role for Indy... Allowed 31 runs (26 ER) in 27.0 innings over the months of August and September (8.67 ERA) with 21 walks and 20 strikeouts... After the season made one appearance with Gigantes del Cibao of the Dominican Winter League where he allowed one run in 1.0 inning of work...

2021: Started the season in the Double-A Altoona rotation... Made eight starts in a career-high matching 14 appearances... Finished the season 2-2 with a 4.32 ERA in 50.0 innings pitched... Recorded the first hit and RBI of the season by an Altoona pitcher with a flare single into right field against Binghamton on 5/13... Struck out a season-high six batters on 5/27 vs. Erie over 5.0 innings and picked up his first AA win... Threw 93 pitches in 5.0 innings on 6/3 at Richmond, the most by a Curve starter and came in the 26th game of the season for the team... Was placed on the injured list with a right forearm injury on July 2 and returned on August 18... Worked out of the bullpen after his return from the injured list... Tossed four hitless innings in relief of Jeff Passantino on September

17 at Bowie, allowed three baserunners, two reached on errors (Curve committed a season-high five errors)... Finished the season piggy-backing out of the bullpen and recorded a 1.84 ERA in (3 ER / 14.2 IP) and 16 strikeouts...

2020: Did not play due to the COVID-19 Pandemic

2019: Split the campaign between Short-Season West Virginia and Single-A Greensboro where he went 5-3 with a 3.18 ERA in 14 appearances, 11 starts... Made four starts in seven appearances, starting four of his last five games before promotion... Earned a 2-1 record with a 2.40 ERA in 30 innings pitched... Promoted to Single-A Greensboro on July 26... Made seven starts with the Grasshoppers, finishing 3-2 with a 3.79 ERA in 38 innings pitched... Pitched at least 5.0 innings in nine starts including a career-high 7.0 innings in his final start... Finished the season with a 3.18 ERA in a career-high 68 innings pitched... Threw six no-hit innings on August 10 against Asheville... Threw five one-hit innings on two occasions... Between both levels, held right-handed hitters to a .493 OPS, but allowed an .819 OPS to left-handed hitters



CAREER STATISTICS

YR	CLUB	W-L	ERA	G	GS	CG	SHO	SV	IP	H	R	ER	HR	BB	SO
17	DSL Pirates (Rk.)	2-2	4.13	13	13	1	0	0	56.2	63	39	26	7	26	49
18	GCL Pirates (Rk.)	3-2	5.68	12	12	0	0	0	50.2	55	38	32	3	22	43
19	West Virginia (A-)	2-1	2.40	7	4	0	0	1	30.0	20	10	8	2	8	31
	Greensboro (A)	3-2	3.79	7	7	0	0	0	38.0	31	16	16	3	12	35
	2019 Totals (A-/A)	5-3	3.18	14	11	0	0	1	68.0	51	26	24	5	20	66
21	Altoona (AA)	2-2	4.32	14	8	0	0	0	50.0	46	29	24	5	13	40
22	Altoona (AA)	3-1	1.85	15	1	0	0	0	39.0	29	11	8	2	13	46
	Indianapolis (AAA)	5-3	6.75	22	2	0	0	0	44.0	44	38	33	4	30	31
	2022 Totals (AA/AAA)	8-4	4.45	37	3	0	0	0	83.0	73	49	41	6	43	77
	MiLB Totals (5 seasons)	20-13	4.29	90	47	1	0	1	308.1	288	181	147	26	124	275



HISTORY/RECORDS



YEAR-BY-YEAR RECORDS

YEAR	W-L (1st/2nd)	PCT	HOME	AWAY	PLACE	GB	MANAGER
1999	67-73	.479	33-36	34-37	6th	13.0	Marty Brown
2000	74-68	.521	39-32	35-36	4th	11.0	Marty Brown
2001	63-79	.444	38-34	25-45	5th	21.0	Dale Sveum
2002	72-69	.511	42-29	30-40	4th	21.0	Dale Sveum
2003	78-63	.553	38-31	40-32	2nd	10.0	Dale Sveum
2004	85-56	.603	46-23	39-33	1st	+5.5	Tony Beasley
2005	76-66	.535	40-32	36-34	2nd	8.0	Tony Beasley
2006	75-64	.540	43-27	32-37	2nd	10.5	Tim Leper
2007	73-68	.518	39-33	34-35	3rd	8.5	Tim Leper
2008	65-77	.458	33-38	32-39	5th	19.0	Tim Leper
2009	62-80	.437	31-40	31-40	6th	27.0	Matt Walbeck
2010	82-60	.577	41-30	41-30	1st	+5.0	Matt Walbeck
2011	64-77	.454	34-38	30-39	6th	15.5	P.J. Forbes
2012	72-70	.507	44-27	28-43	3rd	10.5	P.J. Forbes
2013	63-79	.444	33-38	30-41	6th	14.0	Carlos Garcia
2014	61-81	.429	34-36	27-45	5th	18.0	Carlos Garcia
2015	74-68	.521	40-32	34-36	2nd	5.0	Tom Prince
2016	76-64	.543	43-25	33-39	2nd	0.5	Joey Cora
2017	74-66	.529	40-30	34-36	1st	+2.0	Michael Ryan
2018	78-60	.565	40-29	38-31	1st	+1.0	Michael Ryan
2019	69-71 (36-32/33-39)	.493	39-32	30-39	4th (2nd/4th)	9.0 (5.0/13.0)	Michael Ryan
2020			-No Season due to COVID-19 -				Dave Turgeon
2021	58-59	.496	28-30	38-29	5th	14.0	Miguel Perez
2022	71-66 (33-36/38-30)	.518	37-31	34-35	3rd	8.5	Kieran Mattison
ALL-TIME	1632-1584	.507	875-733	765-851			

Bold indicates years that Altoona made the E.L. Playoffs

ALL-TIME REGULAR SEASON RECORD VS. OPPONENTS

TEAM	OVERALL	HOME	AWAY	TEAM	OVERALL	HOME	AWAY
Akron	227-260 (.466)	130-124 (.512)	97-136 (.416)	New Britain^	65-53 (.551)	34-22 (.607)	31-31 (.500)
Binghamton	115-93 (.553)	56-44 (.560)	59-49 (.546)	New Hampshire	59-53 (.527)	31-26 (.544)	28-27 (.509)
Bowie	176-194 (.476)	87-92 (.486)	89-101 (.468)	New Haven#	18-17 (.514)	10-8 (.556)	8-9 (.471)
Connecticut%	41-36 (.532)	17-17 (.500)	24-19 (.558)	Portland	66-66 (.500)	37-29 (.561)	29-37 (.439)
Erie	244-225 (.520)	113-111 (.504)	131-114 (.535)*	Reading	151-163 (.481)	85-74 (.528)	66-89 (.426)*
Harrisburg	226-197 (.534)	129-83 (.608)	97-114 (.460)	Richmond	127-102 (.555)	77-47 (.621)	50-55 (.476)
Hartford	16-15 (.516)	7-4 (.636)	9-11 (.450)^^	Somerset&	8-10 (.444)	5-7 (.417)	3-3 (.500)
				Trenton	93-100 (.482)	57-44 (.564)	36-56 (.391)

* Includes 0-1 record at PNC Park in Pittsburgh, June 26, 2004 (considered Curve road game) and 0-1 record at Citizens Bank Park in Philadelphia, June 12, 2006

The New Haven Ravens moved to Manchester, N.H. following the 2003 season

% The Connecticut Defenders moved to Richmond, Va. following the 2009 season

^ The New Britain Rock Cats moved to Hartford, Conn. following the 2015 season

^^ The Curve went 0-3 in three "road" games against Hartford in Altoona during the 2016 season

& The Somerset Patriots replaced Trenton as the New York Yankees affiliate prior to the 2021 season

ALL-TIME MONTH-BY-MONTH RECORDS

Year	April	May	June	July	August	September	Final Record
1999	9-11	15-16	18-11	14-14	9-18	2-3	67-73
2000	8-14	14-15	18-11	15-14	18-11	1-3	74-68
2001	10-15	11-17	10-17	17-11	13-17	2-2	63-79
2002	12-12	18-12	13-13	15-15	12-17	2-0	72-69
2003	12-12	15-14	19-9	14-14	18-13	0-1	78-63
2004	11-10	17-12	20-9	14-11	19-11	4-3	85-56
2005	10-9	16-13	17-13	14-14	15-16	4-1	76-66
2006	15-8	18-12	13-12	15-12	14-17	0-3	75-64
2007	9-11	14-16	17-11	16-12	15-16	2-2	73-68
2008	10-15	11-17	14-14	16-15	13-16	1-0	65-77
2009	6-14	9-20	12-17	15-14	18-10	2-5	62-80
2010	14-6	19-12	17-10	10-19	20-9	2-4	82-60
2011	10-11	17-13	7-20	12-17	17-12	1-4	64-77
2012	8-14	16-14	14-13	16-13	15-16	3-0	72-70
2013	11-14	10-20	15-12	15-11	11-21	1-1	63-79
2014	10-12	10-23	9-18	18-13	13-15	1-0	61-81
2015	12-6	16-14	14-15	15-15	14-14	3-4	74-68
2016	9-13	19-9	16-12	14-15	16-12	2-3	76-64
2017	13-9	15-13	12-15	15-14	16-14	3-1	74-66
2018	11-10	14-14	16-11	15-13	20-11	2-1	78-60
2019	12-12	12-16	19-9	11-16	15-16	0-2	69-71
2020			-No Season Due to COVID-19-				
2021	0-0	14-9	14-11	13-13	11-15	6-11	58-59
2022	9-11	13-13	13-13	12-12	13-12	11-5	71-66
TOTALS	231-249	333-334	337-296	331-317	345-329	55-59	1632-1584

YEARLY BATTING LEADERS



YEAR-BY-YEAR TEAM BATTING LEADERS

BOLD - Single-season record; *ITALIC* - Led Eastern League

YEAR	AVG. (min. 300 TPA)	HITS	HOME RUNS	RBI
1999	Adam Hyzdu (.316)	Tike Redman (143)	Adam Hyzdu (24)	Adam Hyzdu (78)
2000	Rob Mackowiak (.297)	Rob Mackowiak (156)	Adam Hyzdu (31)	Adam Hyzdu (106)
2001	Rico Washington (.302)	Shaun Skrehot (125)	Dan Meier (13)	J.R. House (56)
2002	Tony Alvarez (.318)	Tony Alvarez (161)	Carlos Rivera (22)	Carlos Rivera (84)
2003	Kevin Nicholson (.294)	Chris Duffy (137)	Shawn Garrett (13)	Shawn Garrett (67)
2004	Jeff Keppinger (.338)	<i>Nate McLouth (166)</i>	Ray Sadler (20)	Josh Bonifay (76)
2005	Jose Bautista (.283)	Rajai Davis (140)	Rajai Bonifay (25)	Jose Bautista (90)
2006	Brett Roneberg (.303)	Javier Guzman (130)	Ray Sadler (15)	Simon Pond (78)
2007	Steven Pearce (.334)	Neil Walker (124)	Adam Boeve (17)	Steven Pearce (72)
2008	Jason Delaney (.292)	Brad Corley (131)	Jonel Pacheco (12)	Jonel Pacheco (52)
2009	Jonel Pacheco (.275)	Jonel Pacheco (119)	Jonel Pacheco (14)	Jason Delaney (65)
2010	Hector Gimenez (.305)	Josh Harrison (156)	Hector Gimenez (16)	Matt Hague (86)
2011	<i>Starling Marte (.332)</i>	Starling Marte (178)	Quincy Latimore (15)	Quincy Latimore (59)
2012	<i>Brock Holt (.322)</i>	Brock Holt (123)	Quincy Latimore (15)	Matt Curry (76)
2013	Alex Dickerson (.288)	Alex Dickerson (130)	Jarek Cunningham (19)	Alex Dickerson (68)
2014	Elias Diaz (.328)	Alen Hanson (135)	Stetson Allie (21)	Willy Garcia (63)
2015	Dan Gamache (.335)	Max Moroff (153)	Stetson Allie (17)	Josh Bell (60)
2016	Harold Ramirez (.311)	Erich Weiss (126)	Stetson Allie/Eric Wood (16)	Erich Weiss (65)
2017	Jerrick Suiter (.285)	Pablo Reyes (115)	Jordan Luplow (16)	Edwin Espinal (72)
2018	Bryan Reynolds (.302)	Cole Tucker (134)	Will Craig (20)	<i>Will Craig (102)</i>
2019	Jared Oliva (.277)	Jared Oliva (124)	Hunter Owen (15)	Logan Hill (69)
2021	Cal Mitchell (.280)	Cal Mitchell (107)	Mason Martin (22)	Mason Martin (75)
2022	Jared Triolo (.282)	Liover Peguero (125)	Aaron Shackelford (26)	Aaron Shackelford (79)
YEAR	RUNS SCORED	DOUBLES	TRIPLES	STOLEN BASES
1999	Tike Redman (84)	A.Hernandez/K. Haverbusch (26)	<i>Tike Redman (12)</i>	Tike Redman (29)
2000	Adam Hyzdu (96)	Adam Hyzdu (39)	Rico Washington (7)	Rob Mackowiak (18)
2001	Shaun Skrehot (61)	S. Skrehot/C. Rivera (30)	Lee Evans (8)	Shaun Skrehot (24)
2002	Tony Alvarez (79)	Tony Alvarez (37)	Shawn Garrett (8)	Tony Alvarez (29)
2003	Chris Duffy (84)	Kevin Nicholson (31)	3 Players Tied (6)	Chris Duffy (34)
2004	<i>Nate McLouth (93)</i>	Nate McLouth (40)	Chris Duffy (6)	Chris Duffy (32)
2005	Rajai Davis (82)	Jose Bautista (27)	Craig Stansberry (11)	Davis/Thompson (45)
2006	Simon Pond (64)	Simon Pond (32)	Vic Buttler (14)	Buttler/Morgan (21)
2007	Neil Walker (77)	Neil Walker (30)	J. Bowers/V. Buttler (4)	Vic Buttler (22)
2008	Jonel Pacheco (64)	Brad Corley (25)	Shelby Ford (10)	Shelby Ford (19)
2009	Jonel Pacheco (58)	Jason Delaney (25)	Jason Delaney (5)	Jonel Pacheco (15)
2010	Chase d'Arnaud (91)	C. d'Arnaud/J. Harrison (33)	Chase d'Arnaud (9)	Chase d'Arnaud (33)
2011	Starling Marte (91)	<i>Starling Marte (38)</i>	Brock Holt (9)	Starling Marte (24)
2012	Robbie Grossman (59)	Matt Curry (34)	Brock Holt (6)	Adalberto Santos (17)
2013	Adalberto Santos (62)	Alex Dickerson (36)	Mel Rojas, Jr. (9)	Adalberto Santos (21)
2014	Keon Broxton (67)	Willy Garcia (27)	<i>Alen Hanson (12)</i>	Drew Maggi (37)
2015	<i>Max Moroff (79)</i>	Max Moroff (28)	Max Moroff/Josh Bell (6)	Max Moroff (17)
2016	Eric Wood (63)	Barrett Barnes (28)	Erich Weiss (9)	Barrett Barnes (10)
2017	Pablo Reyes (62)	Edwin Espinal (25)	Elvis Escobar/Cole Tucker (5)	Pablo Reyes (21)
2018	Cole Tucker (77)	Ke'Bryan Hayes (31)	<i>Cole Tucker/Ke'Bryan Hayes (7)</i>	<i>Cole Tucker (35)</i>
2019	Jared Oliva (70)	Logan Hill (27)	Jared Oliva (6)	Jared Oliva (36)
2021	Ji-Hwan Bae (63)	Mason Martin (29)	Ji-Hwan Bae/Oneil Cruz (5)	Ji-Hwan Bae (20)
2022	Shackelford/Triolo (66)	Connor Scott (25)	Matt Fraizer (7)	Liover Peguero (28)
YEAR	GAMES PLAYED	AT-BATS	WALKS	STRIKEOUTS
1999	Tike Redman (136)	Tike Redman (532)	Garrett Long (63)	Alex Hernandez (110)
2000	Adam Hyzdu (142)	Rob Mackowiak (526)	Adam Hyzdu (94)	Adam Hyzdu (102)
2001	Lee Evans (118)	Shaun Skrehot (468)	Richard Paz (52)	Lee Evans (116)
2002	Shawn Garrett (131)	Tony Alvarez (507)	Rico Washington (60)	J.J. Davis (101)
2003	Chris Duffy (137)	Jose Castillo (498)	Chris Duffy (44)	Josh Bonifay (106)
2004	Nate McLouth (133)	Nate McLouth (515)	Nate McLouth (48)	Josh Bonifay (96)
2005	Rajai Davis (123)	Rajai Davis (499)	Tom Evans (51)	Craig Stansberry (114)
2006	Javier Guzman (129)	Javier Guzman (485)	Simon Pond (59)	Simon Pond (121)
2007	Andrew McCutchen (118)	Andrew McCutchen (446)	Neil Walker (53)	Adam Boeve (100)
2008	Brad Corley (134)	Brad Corley (500)	Jason Delaney (68)	James Boone (107)
2009	Jason Delaney (125)	Jason Delaney (435)	Jason Delaney (57)	Jason Delaney (90)
2010	Miles Durham (136)	Chase d'Arnaud (530)	Matt Hague (61)	Miles Durham (139)
2011	Brock Holt (132)	Starling Marte (536)	Brock Holt (50)	Quincy Latimore (140)
2012	Quincy Latimore (126)	Quincy Latimore (413)	Robbie Grossman (59)	Jarek Cunningham (111)
2013	Jarek Cunningham (132)	Jarek Cunningham (468)	Adalberto Santos (59)	Jarek Cunningham (127)
2014	Gift Ngoepe (131)	Alen Hanson (482)	Stetson Allie (71)	Willy Garcia (145)
2015	<i>Max Moroff (136)</i>	Max Moroff (153)	Max Moroff (70)	Stetson Allie (135)
2016	Erich Weiss (127)	Erich Weiss (256)	Eric Wood (52)	Stetson Allie (110)
2017	Elvis Escobar (116)	Pablo Reyes (420)	Pablo Reyes (51)	Michael Suchy (95)
2018	<i>Cole Tucker (133)</i>	Cole Tucker (517)	Ke'Bryan Hayes (57)	Logan Hill (132)
2019	Bligh Madris (132)	Bligh Madris (457)	Mitchell Tolman (47)	Logan Hill (120)
2021	Mason Martin (112)	Mason Martin (414)	Canaan Smith-Njigba (45)	Mason Martin (161)
2022	Liover Peguero (121)	Liover Peguero (483)	<i>Andres Alvarez (64)</i>	Aaron Shackelford (128)

HISTORY RECORDS

YEARLY PITCHING LEADERS

YEAR-BY-YEAR TEAM PITCHING LEADERS

BOLD - Single-season record; *ITALIC* - Led Eastern League

YEAR	ERA (min. 75 IP)	WINS	LOSSES	SAVES
1999	Paul Ah Yat (3.02)	Bronson Arroyo (15)	Brian O'Connor (11)	Matt Duff (12)
2000	Sam McConnell (1.61)	Brian O'Connor (12)	J. Grabow/S. Sparks (7)	Brian Smith (12)
2001	Justin Reid (2.54)	6 Players Tied (5)	C. Alvarado/C. Spurling (7)	Tony Pavlovich (12)
2002	Ben Shaffar (3.15)	Justin Reid (11)	John Grabow (13)	Chris Spurling (20)
2003	Landon Jacobsen (2.93)	<i>Sean Burnett (14)</i>	Landon Jacobsen (11)	Todd Ozias (21)
2004	Ian Snell (3.16)	Bryan Bullington (12)	3 Players Tied (7)	Jeff Miller (18)
2005	Brady Borner (2.08)	Matt Peterson (11)	Paul Stewart (10)	Justin Kaye (22)
2006	Shane Youman (1.51)	Landon Jacobsen (14)	Landon Jacobsen (9)	<i>Brandon Knight (27)</i>
2007	Dewon Brazelton (3.53)	Luis Munoz (12)	Josh Shortstlef (13)	Matt Peterson (29)
2008	Yoslan Herrera (3.46)	Juan Mateo (7)	Derek Hankins/Josh Hill (11)	Ronald Belisario (9)
2009	Brad Lincoln (2.28)	Y.Herrera/D. Moskos (11)	Daniel Moskos (10)	Sean Smith (7)
2010	Michael Dubee (2.24)	J. Hughes/R. Owens (12)	J. Hughes/J. Wilson (8)	Daniel Moskos (21)
2011	Kyle McPherson (3.02)	Aaron Pribanic (10)	Mike Colla (11)	Noah Krol (24)
2012	Phil Irwin (2.93)	Brandon Cumpton (12)	Brandon Cumpton (11)	Vic Black (13)
2013	Casey Sadler (3.31)	Casey Sadler (11)	David Bromberg (12)	Luis Sanz (16)
2014	Adrian Sampson (2.55)	Adrian Sampson (10)	Joely Rodriguez (11)	Kenn Kasperek (13)
2015	Steven Brault (2.00)	Jason Creasy (12)	Zack Dodson (10)	Jhondaniel Medina (12)
2016	Cody Dickson (3.66)	Cody Dickson/Clay Holmes (10)	Tyler Eppler (10)	Montana DuRapau (22)
2017	Austin Coley (3.01)	Tanner Anderson/Alex McRae (10)	Tanner Anderson (8)	DuRapau/Scioneaux (14)
2018	Mitch Keller (2.72)	Mitch Keller/Cam Vieaux (9)	4 Players Tied (6)	Matt Eckelman (11)
2019	Cam Vieaux (2.23)	James Marvel (9)	Sean Brady (11)	Matt Eckelman (23)
2021	Trey McGough (3.41)	Trey McGough (6)	Travis MacGregor (9)	Melendez/Stratton (7)
2022	Quinn Priestner (2.87)	J.C. Flowers (7)	Luis Ortiz (9)	Tyler Samaniego (10)

HISTORY RECORDS

YEAR	GAMES	INNINGS PITCHED	STRIKEOUTS	WALKS
1999	David Daniels (55)	Brian O'Connor (153.1)	Brian O'Connor (106)	Brian O'Connor (92)
2000	Matt Duff (47)	John Grabow (145.1)	John Grabow (109)	John Grabow (65)
2001	Clint Chrysler (51)	Chris Spurling (121.2)	Carlos Alvarado (73)	John Grabow (39)
2002	C. Chrysler/C. Spurling (51)	Justin Reid (153.2)	Adrian Burnside (122)	Adrian Burnside (67)
2003	Todd Ozias (51)	Landon Jacobsen (162.2)	Mike Connolly (90)	Landon Jacobsen (40)
2004	Jeff Miller (52)	Ian Snell (151.0)	Ian Snell (142)	Bryan Bullington (47)
2005	Justin Kaye (53)	Matt Peterson (143.2)	Tom Gorzelanny (124)	Matt Peterson (74)
2006	Brandon Knight (51)	Landon Jacobsen (154.0)	M. Connolly/J. Vasquez (87)	Landon Jacobsen (55)
2007	Matt Peterson (51)	Josh Shortstlef (149.1)	Luis Munoz (89)	Josh Shortstlef (59)
2008	R. Belisario/P. Bresnehan (38)	Derek Hankins (119.0)	Kyle Bloom (93)	Kyle Bloom (55)
2009	Jeff Sues (40)	Daniel Moskos (149.0)	Mike Crotta (97)	Daniel Moskos (58)
2010	Michael Dubee (45)	Jared Hughes (150.2)	Justin Wilson (134)	Justin Wilson (71)
2011	Noah Krol (54)	Aaron Pribanic (153.0)	Jeff Locke (114)	Jeff Locke (46)
2012	<i>Vic Black (51)</i>	Brandon Cumpton (152.1)	Brandon Cumpton (88)	Nathan Baker (57)
2013	Luis Sanz (47)	David Bromberg (136.0)	David Bromberg (127)	David Bromberg (52)
2014	Ryan Beckman (45)	Adrian Sampson (148.0)	Adrian Sampson (99)	Zack Dodson (46)
2015	Jhondaniel Medina (45)	Zack Dodson (162.0)	Chad Kuhl (101)	Jason Creasy (52)
2016	Montana DuRapau (50)	<i>Tyler Eppler (162.1)</i>	Tyler Eppler (106)	Cody Dickson (93)
2017	<i>Tate Scioneaux (47)</i>	Alex McRae (149.2)	Austin Coley (114)	Yeudy Garcia (46)
2018	Geoff Hartlieb (47)	Taylor Hearn (104.0)	Taylor Hearn (107)	Sean Keselica (43)
2019	Matt Eckelman (45)	Sean Brady (138.0)	Pedro Vasquez (91)	Sean Brady (36)
2021	Shea Murray (37)	Trey McGough (95.0)	Osvaldo Bido (91)	Travis MacGregor (41)
2022	Enmanuel Mejia (40)	Luis Ortiz (114.1)	Luis Ortiz (126)	Kyle Nicolas (47)

CURVE 10-GAME WINNERS

1999.....	Bronson Arroyo (15)	2010.....	Jared Hughes (12)
2000.....	Brian O'Connor (12)	Rudy Owens (12)
.....	Wilson Guzman (10)	Justin Wilson (11)
2002.....	Justin Reid (11)	2011.....	Aaron Pribanic (10)
2003.....	Sean Burnett (14)	2012.....	Brandon Cumpton (12)
2004.....	Bryan Bullington (12)	2013.....	Casey Sadler (11)
.....	Ian Snell (11)	2014.....	Adrian Sampson (10)
2005.....	Matt Peterson (11)	2015.....	Jason Creasy (12)
2006.....	Landon Jacobsen (14)	Chad Kuhl (11)
2007.....	Luis Munoz (12)	2016.....	Cody Dickson (10)
.....	Kip Bouknight (11)	Clay Holmes (10)
2009.....	Daniel Moskos (11)	2017.....	Alex McRae (10)
.....	Yoslan Herrera (11)	Tanner Anderson (10)

SINGLE-SEASON TEAM GENERAL RECORDS

Most Wins.....	85 (2004)
Most Losses.....	81 (2014)
Highest Winning Percentage.....	.603 (2004)
Lowest Winning Percentage.....	.429 (2014)
Most Home Wins.....	46 (2004)
Most Home Losses.....	40 (2009)
Most Road Wins.....	41 (2010)
Most Road Losses.....	45, 2x, last - (2014)
Most Extra-Inning Games.....	18 (2017)
Most Extra-Inning Wins.....	9 (2008, 2017)
Most Extra-Inning Losses.....	10, 2x, last - (2014)
Most Wins, Month.....	20, 3x, last - (August 2018)
Most Losses, Month.....	23 (May 2014)
Most Wins vs. One Club, Season.....	16, 2x, last - Richmond (2010)
Most Losses vs. One Club, Season.....	17 vs. Akron (2009)
Most Players Used.....	60 (2001)
Fewest Players Used.....	37 (2003)
Most Pitchers Used.....	36 (2001)
Fewest Pitchers Used.....	22 (2002, 2003, 2021)
Most Shutout Wins.....	18 (2019)
Most Shutout Losses.....	15 (2013)
Most Consecutive Wins.....	10 (July 24 - August 2, 2005)
Home.....	10 (July 22 - August 9, 2016)
Road.....	9 (May 15-26, 2010)
Most Consecutive Losses.....	11 (April 15-26, 2000)
Home.....	11 (April 19 - May 23, 2003)
Road.....	13 (July 25 - August 19, 2012)
Most Consecutive Wins to Begin a Season.....	5, 2x (April 6-10, 2006 & April 4-8, 2019)
Most Consecutive Losses to Begin a Season.....	8 (April 8-17, 2009)

SINGLE-SEASON TEAM BATTING RECORDS

Highest Batting Average.....	.273 (2004)
Lowest Batting Average.....	.241 (2019)
Most Runs Scored.....	697 (2004)
Fewest Runs Scored.....	535 (2021)
Most Games, 10 or More Runs Scored.....	15 (2002)
Most Games, 10 or More Runs Allowed.....	15 (2000)
Most Hits.....	1,294 (2010)
Fewest Hits.....	932 (2021)
Most Doubles.....	274 (2003)
Fewest Doubles.....	186 (2021)
Most Triples.....	55 (2016)
Fewest Triples.....	22 (2021)
Most Home Runs.....	143 (2022)
Fewest Home Runs.....	73 (2003)
Most Home Runs, Home.....	74 (2022)
Most Home Runs, Road.....	87 (2014)
Fewest Home Runs, Home.....	20 (2003)
Fewest Home Runs, Road.....	42 (2012, '15)
Most Grand Slams.....	6 (1999)
Most Players 10 or More HR.....	6 (2004)
Most Players 20 or More HR.....	2 (1999, '02, '05, '22)
Most Extra-Base Hits.....	533 (2004)
Fewest Extra-Base Hits.....	327 (2021)
Most Stolen Bases.....	162 (2022)
Fewest Stolen Bases.....	67 (2016)
Most Times Caught Stealing.....	78 (1999, '01)
Fewest Times Caught Stealing.....	39 (2004)
Most Strikeouts.....	1,254 (2022)
Fewest Strikeouts.....	811 (2003)
Most Base on Balls.....	527 (2000)
Fewest Base on Balls.....	371 (2021)

SINGLE-SEASON TEAM PITCHING RECORDS

Lowest ERA	3.32 (2003)
Highest ERA	4.66 (2021)
Most Complete Games.....	16 (2000)
Fewest Complete Games.....	0 (2022)
Most Shutouts.....	18 (2019)
Fewest Shutouts.....	5 (1999, 2005, 2021)
Fewest Runs Allowed.....	525 (2003)
Most Runs Allowed.....	696 (2000)
Fewest Hits Allowed.....	964 (2021)
Most Hits Allowed.....	1,266 (2005)
Fewest Base on Balls Allowed.....	363 (2003)
Most Base on Balls Allowed.....	570 (1999)
Fewest Home Runs Allowed.....	67 (2000)
Most Home Runs Allowed.....	140 (2004)
Most Strikeouts.....	1,247 (2022)
Fewest Strikeouts.....	814 (2007)
Most Saves.....	49 (2006)
Fewest Saves.....	27 (2021)
Fewest Hit by Pitch.....	40 (2008)
Most Hit by Pitch.....	86 (2021)
Fewest Wild Pitches.....	44 (2006)
Most Wild Pitches.....	98 (2022)
Fewest Starting Pitchers Used.....	10 (2002, 2021)
Most Starting Pitchers Used.....	22 (2013, 2022)
Most Consecutive Shutout Innings.....	28.1 (July 19-22, 2001)
Most 10-Game Winners.....	3 (2010)

SINGLE-SEASON TEAM FIELDING RECORDS

Highest %.....	.985 (2018)
Lowest %.....	.965 (1999)
Most Errors.....	194 (1999)
Fewest Errors.....	74 (2018)
Most Passed Balls.....	33 (2000)
Fewest Passed Balls.....	1 (2015)
Most Double Plays Turned.....	158 (2009)

SINGLE-SEASON INDIVIDUAL BATTING RECORDS

****Note: Records for averages and percentages are based on a minimum of 300 plate appearances*

Highest Average.....	.334, Jeff Keppinger (2004) & Steve Pearce (2007)
RH.....	.334, Jeff Keppinger (2004) & Steve Pearce (2007)
LH.....	.324, Adam Frazier (2015)
Switch-Hitter.....	.307, Josh Bell (2015)
Lowest Average.....	.205, Stetson Allie (2015)
RH.....	.205, Stetson Allie (2015)
LH.....	.223, Rico Washington (2002)
Switch-Hitter.....	.215, Kevin Nicholson (2004)
Most Home Runs.....	31, Adam Hyzdu (2000)
RH.....	31, Adam Hyzdu (2000)
LH.....	26, Aaron Shackelford (2022)
Switch-Hitter.....	16, Hector Gimenez (2010)
Home.....	16, Adam Hyzdu (2000)
Road.....	15, Adam Hyzdu (2000)
Month.....	14, Brad Eldred (August, 2004)
Most Plate Appearances without a HR, Season.....	387, Brandon Chaves (2007)
Most Grand Slams.....	3, Rob Mackowiak (2000)
Most Games Played.....	142, Adam Hyzdu (2000)
Most At-Bats.....	536, Starling Marte (2011)
Most Plate Appearances.....	626, Adam Hyzdu (2000)
Longest Hitting Streak.....	24, Austin Meadows (May 23-June 16, 2016)
Longest On-Base Streak.....	33, Ronny Paulino (July 12-September 5, 2004) & Steve Pearce (June 15-July 22, 2007)
Most Consecutive Games with a HR.....	6, Brad Eldred (April 26-May 2, 2005)
Most Consecutive Games with an RBI.....	12, Jason Delaney (July 15-26, 2007)
Most Runs Scored.....	96, Adam Hyzdu (2000)
Most Hits.....	178, Starling Marte (2011)
RH.....	178, Starling Marte (2011)
LH.....	166, Nate McLouth (2004)
Switch-Hitter.....	153, Max Moroff (2015)
Pitcher.....	7, Wardell Starling (2006) & Steven Brault (2015)

HISTORY RECORDS

SINGLE-SEASON INDIVIDUAL BATTING RECORDS (CONT.)

Most RBI	106, Adam Hyzdu (2000)
Month	50, Brad Eldred (August 2004)
Pitcher	6, Wardell Starling (2006)
Most Extra-Base Hits	72, Adam Hyzdu (2000)
Most Singles	120, Starling Marte (2011)
Most Doubles	40, Nate McLouth (2004)
Most Triples	14, Vic Buttler (2006)
Most Base on Balls	94, Adam Hyzdu (2000)
Most Stolen Bases	45, Rajai Davis/Rich Thompson (2005)
Most Times Caught Stealing	19, Drew Maggi (2014)
Most Sacrifice Hits	16, Luis Figueroa (1999)
Most Sacrifice Flies	12, Will Craig (2018)
Most Intentional Walks	7, 4x, last - Hector Gimenez (2010)
Most Strikeouts	161, Mason Martin (2021)
Fewest Strikeouts (min. 300 Plate Appearances)	17, Jeff Keppinger (2004)
Most Hit by Pitch	20, Chris Duffy (2003)
Highest On-Base%	405, Adam Hyzdu (2000)
Highest Slugging %	612, Adam Hyzdu (1999)
Most Total Bases	285, Adam Hyzdu (2000)

SINGLE-SEASON INDIVIDUAL PITCHING RECORDS

****Note: Records for ERA and percentages are based on a minimum of 75 Innings Pitched*

Lowest ERA, LHP	1.51, Shane Youman (2006)
Lowest ERA, RHP	2.28, Brad Lincoln (2009)
Most Wins, LHP	14, Sean Burnett (2003)
Most Wins, RHP	15, Bronson Arroyo (1999)
Most Consecutive Wins	9, Yoslan Herrera (April 30 - August 15, 2009)
Most Consecutive Wins to Open Season	9, Yoslan Herrera (April 30 - August 15, 2009)
Most Losses, LHP	13, John Grabow (2002)
Most Losses, RHP	12, David Bromberg (2013)
Most Consecutive Losses	9, (Derek Hankins, June 15 - August 26, 2008)
Most Consecutive Scoreless Innings Pitched	25.1, Jared Lakind (April 27-June 23, 2016)
Most Games Started	27, T. Eppler (2016), Z. Dodson (2015), B. Cumpston (2012), A. Pribanic (2011), M. Crotta (2009), S. Burnett (2003), L. Jacobsen (2003), J. Grabow (2002), Brian O'Connor (1999)
Most Appearances	55, David Daniels (1999)
Most Innings Pitched	162.2, Landon Jacobsen (2003)
Most Strikeouts	142, Ian Snell (2004)
Highest Strikeout-to-Walk Ratio	+109, Rudy Owens (2010)
Lowest Strikeout-to-Walk Ratio	-8, Jim Sak (2000)
Fewest Earned Runs Allowed	16, Shane Youman (2006)
Most Earned Runs Allowed	89, John Grabow (2002)
Most Bases on Balls	93, Cody Dickson (2016)
Fewest Bases on Balls (min. 75 IP)	10, Phil Irwin (2011)
Most Saves	27, Brandon Knight (2006)
Highest Winning % (min. 10 decisions)917, Yoslan Herrera, 11-1 record (2009)
Lowest Winning % (min. 10 decisions)154, Derek Hankins, 2-11 record (2008)
Most Complete Games	4, Brian O'Connor (2000)
Most Shutouts	2, Stephen Sparks (2000), Ian Snell (2004), Domingo Robles (2019)
Most Hit Batsmen	15, Adrian Burnside (2002), Phil Irwin/Brandon Cumpston (2012)
Most Wild Pitches	21, Brian O'Connor (1999)
Most HR Allowed	21, Justin Reid (2002)
Fewest HR Allowed (min. 75 IP)	2, Sean Burnett (2003), Bryan Morris (2011)
Most Total Batters Faced	698, Brian O'Connor (1999)

SINGLE-SEASON INDIVIDUAL FIELDING RECORDS

****Notes: Records for Fielding % are based on a minimum of 75 games played
Fielding % for Pitchers is based on most Total Chances without an error*

Most Errors	33, Alen Hanson (2014), Javier Guzman (2006), Kevin Haverbusch (1999)
Highest %, Pitcher	1.000 (36 TC), Brian O'Connor (2000)
Highest %, Catcher994, Ramon Cabrera (2012) & Jacob Stallings (2015)
Most Passed Balls	15, Steve Lerud (2009) & Humberto Cota (2000)
Highest %, 1B	1.000, Edwin Espinal (2017)
Highest %, 2B991 Jason Bowers (2007)
Highest %, 3B978, Ke'Bryan Hayes (2018)
Highest %, SS980, Kevin Newman (2017)
Highest %, OF	1.000, Matt Fraizer (2022), Jared Oliva (2019) & Darren Burton (2000)
Most Assists, OF	19, Willy Garcia (2014)

SINGLE-GAME TEAM GENERAL RECORDS

Longest Game, Time	6:17, 7/13/00 @ Norwich
Home.....	5:49, 8/13/10 vs. New Hampshire
Home, 7-Inning Game.....	3:05, 6/3/06 vs. New Hampshire (1)
Home, 9-Inning Game	3:55, 5/26/13 vs. Richmond
Road.....	6:17, 7/13/00 @ Norwich
Road, 7-Inning Game.....	2:43, 6/14/03 @ Harrisburg
Road, 9-Inning Game.....	4:33, 7/17/10 @ Harrisburg
Longest Game, Innings.....	19, 2x, 7/13/00 @ Norwich & 8/13/10 vs. New Hampshire
Home.....	19, 8/13/10 vs. New Hampshire
Road.....	19, 7/13/00 @ Norwich
Shortest 9-Inning Game Time	1:51, 2x, 4/17/04 @ Harrisburg & 5/7/18 vs. Bowie
Home.....	1:51, 5/7/18 vs. Bowie
Road.....	1:51, 4/17/04 @ Harrisburg
Shortest 7-Inning Game Time	1:26, 7/17/15 @ Richmond
Home.....	1:33, 7/27/12 vs. New Hampshire
Road.....	1:26, 7/17/15 @ Richmond
Largest Margin of Victory.....	14 runs, 18-4, 4/20/06 vs. Akron
Largest Shutout Victory.....	12-0, 2x, 8/22/04 vs. Bowie & 8/15/08 @ New Hampshire
Largest Margin of Defeat	17 runs, 19-2, 7/7/09 vs. Erie
Largest Shutout Defeat	14-0, 2x, 5/3/16 @ Erie & 8/7/16 @ Reading
Largest Comeback to Win.....	7 runs, 3x, 4/29/18 at Harrisburg (Trailed 8-1, Won 9-8), 9/9/15 vs. Bowie (Trailed 7-0, Won 8-7) & 6/5/01 vs. Harrisburg (Trailed 7-0, Won 9-7)
Largest Lead in Loss.....	8 runs, 2x, 6/2/09 @ Erie (Led 9-1, Lost 12-9) & 6/22/13 @ Bowie (Led 8-0, Lost 10-9)
Most Combined Runs.....	33, 7/17/10 at Harrisburg (Curve 18, Senators 15)

SINGLE-GAME TEAM BATTING RECORDS

Most Runs.....	19, 5/22/2022 vs. Richmond
Most Runs, Inning ... 10, 3x, 6/5/04 @ Akron (2nd inning), 7/17/10 @ Harrisburg (9th inning) & 8/7/10 @ Harrisburg (9th inning)	
Most Runs, First Inning.....	9, 8/23/03 vs. Erie
Most Hits	24, 7/21/15 vs. Erie (1)
Most Hits, Inning.....	9, 2x, 2nd inning, 6/2/22 vs. Bowie, 1st inning, 8/29/03 vs. Erie (2)
Most Home Runs, Game	6, 7/11/14 @ Harrisburg
Most Home Runs, Inning.....	3, 10x, last - 5th inning, 6/30/21 @ Hartford
Most Doubles, Game	10, 8/4/09 @ Portland
Most Triples, Game.....	3, several times, last - 6/2/22 vs. Richmond
Most Extra-Base Hits, Game.....	11, 8/4/09 @ Portland
Most Strikeouts, 9-Inning Game	18, 7/12/19 @ Erie
Most Strikeouts, All Games.....	23, 9/4/05 @ Bowie
Most LOB, 9-Inning Game	15, 2x, 8/13/05 @ Reading & 4/16/13 vs. Richmond
Most LOB, All Games	23, 7/13/00 @ Norwich

SINGLE-GAME TEAM PITCHING RECORDS

Most Runs Allowed	20, 5/26/13 vs. Richmond
Most Runs Allowed, Inning.....	11, 8/31/19 @ Harrisburg
Most Runs Allowed, First Inning	9, 5/26/13 vs. Richmond
Most Hits Allowed.....	22, 2x, 4/20/12 vs. Richmond & 5/26/13 vs. Richmond
Most Home Runs Allowed.....	7, 9/3/18 @ Bowie
Most Home Runs Allowed, Inning.....	4, 4th inning, 4/13/22 @ Richmond
Most Strikeouts, 9-Inning Game	17, 5/4/21 vs. Bowie
Most Strikeouts, All Games.....	20, 7/27/10 @ Erie
Most Bases on Balls Allowed	13, 5/16/15 vs. Akron
Most Extra-Base Hits Allowed, 9-Inning Game	12, 9/3/18 @ Bowie
Most Extra-Base Hits Allowed, All Games	14, 7/13/00 @ Norwich

SINGLE-GAME TEAM FIELDING RECORDS

Most Errors, Game.....	7, 8/11/16 vs. Harrisburg
------------------------	---------------------------

CURVE .300 HITTERS (Min. 300 PA)

1999..... Adam Hyzdu (.316)	2004..... Chris Duffy (.309)	2013..... Justin Howard (.314)
2001..... Rico Washington (.302)	2006..... Brett Roneberg (.303)	2014..... Elias Diaz (.328)
2002..... Tony Alvarez (.318)	2007..... Steve Pearce (.334)	2015..... Adam Frazier (.324)
Kevin Sefcik (.308)	2010..... Hector Gimenez (.305)	Josh Bell (.307)
2004..... Carlos Rivera (.302)	Josh Harrison (.300)	2016..... Barrett Barnes (.306)
Jeff Keppinger (.334)	2011..... Starling Marte (.332)	Harold Ramirez (.306)
Nate McLouth (.322)	2012..... Brock Holt (.322)	2018..... Bryan Reynolds (.302)

SINGLE-GAME INDIVIDUAL BATTING RECORDS

Most At-Bats	10, Keith Williams, 7/13/00 @ Norwich
Most Hitless At-Bats	8, Garrett Long, 7/13/00 @ Norwich
Most Runs Scored	5, Jose Osuna, 7/21/15 vs. Erie
Most Hits	5, 16x, last - Cal Mitchell, 8/24/21 vs. Richmond
Most Extra-Base Hits	4, 5x, Josh Harrison, 6/27/10 vs. Bowie (4 2B), Hector Gimenez, 6/2/10 @ New Britain (2 HR, 2 2B), Alex Prestley, 5/24/10 @ Akron (2 HR, 3B, 2B), J.R. House, 6/13/01 @ Bowie (2 HR, 2 2B) & Craig Wilson, 9/4/99 @ Erie (2 HR, 2 3B)
Most Doubles	4, Josh Harrison, 6/27/10 vs. Bowie
Most Triples	2, several times, last - Jared Oliva, 7/17/19 vs. Trenton
Most Home Runs	2, several times, last - Connor Scott, 9/17/22 vs. Reading
Most Total Bases	14, Craig Wilson, 9/4/99 @ Erie
Most RBI	8, 2x, Alex Dickerson, 7/26/13 @ New Hampshire & Alex Pressley, 5/24/10 @ Akron
Most Stolen Bases	4, Ray Sadler, 7/10/04 @ Portland
Most Strikeouts	5, 5x, Andres Alvarez, 8/10/22 at Binghamton, Miles Durham, 4/22/11 @ Richmond, Jarek Cunningham, 6/24/12 vs. Akron, Stefan Welch, 8/21/12 @ Trenton & Matt Curry, 5/30/14 vs. New Hampshire
Most Bases on Balls	5, Jason Bowers, 6/7/07 @ New Britain

SINGLE-GAME INDIVIDUAL PITCHING RECORDS

Most Hits Allowed, Starter	14, 4x, Aaron Pribanic, 6/17/11 vs. Harrisburg, Matt Benedict, 8/24/15 vs. Reading, David Whitehead, 5/3/16 @ Erie, Alex McRae, 6/9/17 vs. Richmond
Most Hits Allowed, Reliever	10, 3x, last - Alex Manasa 8/10/21 @ Erie
Most Hitless Innings to Begin Game	8.1, Adrian Sampson, 7/18/14 vs. Bowie
Most Consecutive Home Runs Allowed to Begin Game	3, Jeff Passantino, 8/12/21 G2 at Erie
Most Strikeouts	13, Tom Gorzelanny, 9/9/05 vs. Akron
Most Strikeouts, Reliever	9, Ron Chiavacci, 7/22/06 @ Bowie
Most Bases on Balls	8, Adrian Burnside, 8/7/02 vs. Erie
Most Wild Pitches	4, Brian O'Connor, 5/31/99 @ Norwich
Most Earned Runs Allowed, Game	13, Rob Mattson, 8/8/00 @ Reading
Most Earned Runs Allowed, Inning	8, 3rd inning, David Whitehead, 6/6/16 @ Erie
Most Innings Pitched, Starter	10.0, Hansel Izuierdo, 9/4/05 @ Bowie

CAREER INDIVIDUAL BATTING RECORDS

Most Games Played	410, Shaun Skrehot (2000-04)
Most Hits	384, Shaun Skrehot (2000-04)
Most Runs Scored	189, Shaun Skrehot (2000-04)
Most Doubles	76, Shaun Skrehot (2000-04)
Most Triples	19, Vic Buttler (2005-07)
Most Home Runs	55, Josh Bonifay (2003-05)
.....	55, Adam Hyzdu (1999-00)
Most RBI	209, Josh Bonifay (2003-05)
Most Extra-Base Hits	126, Josh Bonifay (2003-05)
Most Stolen Bases	65, Chris Duffy (2003-04, 08)
Most Strikeouts	372, Stetson Allie (2014-16)

CAREER INDIVIDUAL PITCHING RECORDS

Most Appearances	138, Neal McDade (2001-04)
Most Games Started	83, Mike Connolly (2003-06)
Most Wins	30, Landon Jacobsen (2003-06)
Most Losses	29, Mike Connolly (2003-06)
Most Strikeouts	340, Mike Connolly (2003-06)
Most Bases on Balls	203, Brian O'Connor (1999-00, 02)
Most Saves	38, Montana DuRapau (2015-18)
Most Complete Games	6, Brian O'Connor (1999-00, 02)
Most Shutouts	2, Stephen Sparks (2000-01), Ian Snell (2003-04), Domingo Robles (2019)

MONTHLY PITCHING RECORDS

Most Wins, Month	5, Wilson Guzman (June 2000), Sam McConnell (June 2000), A.J. Morris (May 2014), James Marvel (June, 2019)
Most Saves, Month	9, Matt Peterson (June 2007)
.....	9, Justin Kaye (June 2005)

MISCELLANEOUS HOME RUN RECORDS

Most Home Runs, Home Game	7 (6/19/04 vs. Erie)
Most Consecutive Games with a HR, Curve	12 (May 14-May 27, 2022)
Most Consecutive Games with a HR, Opponents	11 (May 19-29, 2013)
Most Consecutive Games without a HR, Curve	11 (August 4-14, 2006)

BATTERS

PITCHERS

<u>AVERAGE*</u>		<u>SLUGGING %*</u>	
Jeff Keppinger	.338 (2004)	Adam Hyzdu	.612 (1999)
Steven Pearce	.334 (2007)	Steven Pearce	.586 (2007)
Elias Diaz	.328 (2014)	Josh Bonifay	.556 (2005)
Three tied	.332	Adam Hyzdu	.554 (2000)
		J.J. Davis	.526 (2002)

*Minimum 300 Plate App.

*Minimum 300 Plate App.

<u>HOME RUNS</u>		<u>GAMES</u>	
Adam Hyzdu	31 (2000)	Adam Hyzdu	142 (2000)
Aaron Shackelford	26 (2022)	Chris Duffy	137 (2003)
Josh Bonifay	25 (2005)	Tike Redman	136 (1999)
Adam Hyzdu	24 (1999)	Miles Durham	136 (2010)
Jose Bautista	23 (2005)	Max Moroff	136 (2015)

<u>RBI</u>		<u>RUNS</u>	
Adam Hyzdu	106 (2000)	Adam Hyzdu	96 (2000)
Will Craig	102 (2018)	Nate McLouth	93 (2004)
Jose Bautista	90 (2005)	Chase d'Arnaud	91 (2010)
Rob Mackowiak	87 (2000)	Starling Marte	91 (2011)
Matt Hague	86 (2010)	Matt Hague	90 (2010)

<u>HITS</u>		<u>DOUBLES</u>	
Starling Marte	178 (2011)	Nate McLouth	40 (2004)
Nate McLouth	166 (2004)	Adam Hyzdu	39 (2000)
Tony Alvarez	161 (2002)	Starling Marte	38 (2011)
Rob Mackowiak	156 (2000)	Tony Alvarez	37 (2002)
Josh Harrison	156 (2010)	Alex Dickerson	36 (2013)

<u>EXTRA-BASE HITS</u>		<u>TRIPLES</u>	
Adam Hyzdu	72 (2000)	Vic Buttlr	14 (2006)
Starling Marte	58 (2011)	Alen Hanson	12 (2014)
Alex Dickerson	56 (2013)	Tike Redman	12 (1999)
Tony Alvarez	53 (2002)	Craig Stansberry	11 (2005)
Will Craig/Mason Martin	53 (18, 21)	Six Tied	9

<u>STRIKEOUTS</u>		<u>STOLEN BASES</u>	
Mason Martin	161 (2021)	Rajai Davis	45 (2005)
Willy Garcia	145 (2014)	Rich Thompson	45 (2005)
Quincy Latimore	140 (2011)	Drew Maggi	37 (2014)
Miles Durham	139 (2010)	Jared Oliva	36 (2019)
Stetson Allie	135 (2015)	Cole Tucker	35 (2018)

<u>ERA*</u>		<u>WINNING %*</u>	
Shane Youman	1.51 (2006)	Yoslan Herrera	.917 (2009)
Sam McConnell	1.61 (2000)	Sam McConnell	.818 (2000)
Steven Brault	2.00 (2015)	Geoff Hartlieb	.800 (2018)
Brady Burner	2.08 (2005)	Bronson Arroyo	.789 (1999)
Cam Vieaux	2.23 (2019)	2 Players Tied	.750

*Minimum 75 IP

*Minimum 10 Decisions

<u>APPEARANCES</u>		<u>BASES ON BALLS</u>	
David Daniels	55 (1999)	Cody Dickson	93 (2016)
Brad Guy	54 (2000)	Brian O'Connor	92 (1999)
Noah Krol	54 (2011)	Matt Peterson	74 (2005)
Justin Kaye	53 (2005)	Justin Wilson	71 (2010)
Jeff Miller	52 (2004)	Adrian Burnside	67 (2002)

<u>INNINGS PITCHED</u>		<u>SAVES</u>	
Landon Jacobsen	1622 (2003)	Matt Peterson	29 (2007)
Tyler Eppler	1621 (2016)	Brandon Knight	27 (2006)
Sean Burnett	1592 (2003)	Noah Krol	24 (2011)
Landon Jacobsen	1540 (2006)	Matt Eckelman	23 (2019)
Justin Reid	153.2 (2002)	2 Players Tied	22

<u>WINS</u>		<u>COMPLETE GAMES</u>	
Bronson Arroyo	15 (1999)	Brian O'Connor	4 (2000)
Landon Jacobsen	14 (2006)	7 Players Tied	3
Sean Burnett	14 (2003)		
6 Players Tied	12		

<u>LOSSES</u>		<u>HOME RUNS ALLOWED</u>	
Josh Shortslef	13 (2007)	Justin Reid	21 (2002)
John Grabow	13 (2002)	Matt Peterson	19 (2005)
8 Players Tied	11	Paul Stewart	19 (2005)
		Luis Ortiz	19 (2022)
		3 Players Tied	18

<u>STRIKEOUTS</u>		<u>SHUTOUTS</u>	
Ian Snell	142 (2004)	Ian Snell	2 (2004)
Justin Wilson	134 (2010)	Steve Sparks	2 (2000)
Rudy Owens	132 (2010)	Domingo Robles	2 (2019)
Luis Ortiz	126 (2022)	21 Players Tied	1
Tom Gorzelanny	124 (2005)		

HISTORY/RECORDS

AFFILIATION STATION

PIRATES AFFILIATES IN THE EASTERN LEAGUE (SINCE 1936)

1936	Scranton, Pa.	1974	Thetford Mines, PQ
1940-50	Albany, N.Y.	1979-82	Buffalo, N.Y.
1954-56	Williamsport, Pa.	1983	Lynn, Mass.
1968-69	York, Pa.	1984-86	Nashua, N.H.
1970-71	Waterbury, Conn.	1987-1990	Harrisburg, Pa.
1972-73	Sherbrooke, PQ	1999-Present	Altoona, Pa.

PIRATES' DOUBLE-A AFFILIATES (SINCE 1935)

1935	Kansas City Blues	1972-73	Sherbrooke Pirates
1937-38	Montreal Royals	1974	Thetford Mines Pirates
1940	Syracuse Chiefs	1975-1978	Shreveport Captains
1943-44	Toronto Maple Leafs	1979-1982	Buffalo Bisons
1946	Birmingham Barons	1983	Lynn Sailors
1948-1956	New Orleans Pelicans	1984-86	Nashua Pirates
1963-1966	Asheville Tourists	1987-90	Harrisburg Senators
1967	Macon Peaches	1991-98	Carolina Mudcats
1968-69	York Pirates	1999-pres	Altoona Curve
1970-71	Waterbury Pirates		

TOP-5 CAREER HIGHS



BATTERS

HITS		GAMES PLAYED	
Shaun Skrehot	384 (2000-04)	Shaun Skrehot	410 (2000-04)
Josh Bonifay	311 (2003-05)	Stetson Allie	348 (2014-16)
Brett Roneberg	304 (2003,06-07)	Jarek Cunningham	337 (2012-14)
Rico Washington	298 (2000-02)	Rico Washington	322 (2000-02)
Chris Duffy	290 (2003-04, 08)	Brandon Chaves	318 (2004-07)

HOME RUNS		RUNS SCORED	
Josh Bonifay	55 (2003-05)	Shaun Skrehot	189 (2000-04)
Adam Hyzdu	55 (1999-00)	Chris Duffy	175 (2003-04,08)
Stetson Allie	54 (2014-16)	Brett Roneberg	161 (2003,06-07)
Ray Sadler	41 (2003-06)	Adam Hyzdu	160 (1999-00)
Jarek Cunningham	33 (2012-14)	2 Players Tied	158

RBI		STOLEN BASES	
Josh Bonifay	209 (2003-05)	Chris Duffy	65 (2003-04,08)
Adam Hyzdu	184 (1999-00)	Drew Maggi	60 (2012-14)
Stetson Allie	183 (2014-16)	Shaun Skrehot	57 (2000-04)
Brett Roneberg	170 (2003,06-07)	Vic Buttler	49 (2005-07)
Matt Curry	154 (2011-14)	3 Players Tied	46

DOUBLES		TRIPLES	
Shaun Skrehot	76 (2000-04)	Vic Buttler	19 (2005-07)
Josh Bonifay	68 (2003-05)	Alen Hanson	17 (2013-14)
Adam Hyzdu	65 (1999-00)	Brock Holt	15 (2011-12)
Miles Durham	65 (2009-12)	4 Players Tied	14
Matt Curry	62 (2011-14)		

STRIKEOUTS		EXTRA-BASE HITS	
Stetson Allie	372 (2014-16)	Josh Bonifay	126 (2003-05)
Josh Bonifay	312 (2003-05)	Adam Hyzdu	124 (1999-00)
J. Cunningham	307 (2012-14)	Stetson Allie	109 (2014-16)
Gift Ngoepe	297 (2013-15, 19)	Ray Sadler	105 (2003-06)
Matt Curry	282 (2011-14)	Shaun Skrehot	100 (2000-04)

PITCHERS

GAMES PITCHED		GAMES STARTED	
Neal McDade	138 (2001-04)	Mike Connelly	83 (2003-06)
Clint Chryslor	118 (2001-03)	John Grabow	70 (2000-03)
Brady Borner	117 (2003-06)	Landon Jacobsen	66 (2003-06)
Matt Peterson	116 (2004-07)	Brian O'Connor	63 (99-00, 02)
Brad Guy	116 (2000-03)	Yoslan Herrera	61 (2007-09)

WINS		LOSSES	
Landon Jacobsen	30 (2003-06)	Mike Connelly	29 (2003-06)
Mike Connelly	27 (2003-06)	John Grabow	26 (2000-03)
Matt Peterson	24 (2004-07)	Brian O'Connor	22 (99-00, 02)
John Grabow	24 (2000-03)	Landon Jacobsen	22 (2003-06)
Brian O'Connor	24 (99-00, 02)	Derek Hankins	21 (2007-10)

SHUTOUTS		COMPLETE GAMES	
Ian Snell	2 (2003-04)	Brian O'Connor	6 (99-00, 02)
Stephen Sparks	2 (2000-01)	Stephen Sparks	4 (2000-01)
Domingo Robles	2 (2019)	Sam McConnell	4 (1999-00)
20 Players Tied	1	5 Players Tied	3

SAVES		HOME RUNS ALLOWED	
Montana DuRapau	38 (2015-18)	Mike Connelly	42 (2003-06)
Matt Eckelman	34 (2018-19)	Matt Peterson	40 (2004-07)
Matt Peterson	29 (2004-07)	Mike Colla	36 (2010-12)
Brandon Knight	27 (2006)	Brady Borner	32 (2003-06)
Noah Krol	24 (2011)	John Grabow	30 (2000-03)

STRIKEOUTS		BASES ON BALLS	
Mike Connelly	340 (2003-06)	Brian O'Connor	203 (99-00, 02)
John Grabow	321 (2000-03)	Matt Peterson	170 (2004-07)
Matt Peterson	255 (2004-07)	John Grabow	170 (2000-03)
Ben Shaffar	239 (2002-05)	Mike Connelly	156 (2003-06)
2 Players Tied	235	Landon Jacobsen	129 (2003-06)

HISTORY RECORDS

FIRST-ROUND DRAFT PICKS

Every former first-round draft selection to play for the Curve is listed below (* = played for Curve on MLB rehab assignment)

PLAYER/CURVE YEARS	DRAFT/OVERALL/TEAM
Terry Mulholland, LHP (2001)*	1984, 24th, SF
Adam Hyzdu, OF (1999-00)	1990, 15th, SF
Todd Dunn, OF (1999)	1993, 35th, MIL
Russ Johnson, INF (2007)	1994, 30th, HOU
Kris Benson, RHP (2002)*	1996, 1st, PIT
Jason Grilli, RHP (2013)*	1997, 4th, SF
Dan Reichert, P (2008)	1997, 7th, KC
J.J. Davis, OF (2001-02)	1997, 8th, PIT
Kevin Nicholson, SS (2003-04)	1997, 27th, SD
Kip Wells, RHP (2006)*	1998, 16th, CWS
Mike Nannini, RHP (2007)	1998, 37th, HOU
Bobby Bradley, RHP (2004)	1999, 8th, PIT
Sean Burnett, LHP (2003)	2000, 19th, PIT
Phillip Dumatrist, LHP (2009)*	2000, 22nd, BOS
Dave Parrish, C (2006-07)	2000, 28th, NYY
Dewon Brazelton, RHP (2007)	2001, 3rd, TB
John VanBenschoten, RHP (2003, 06*)	2001, 8th, PIT
Bryan Bullington, RHP (2004)	2002, 1st, PIT
Paul Maholm, LHP (2005)	2003, 8th, PIT
Adam Miller, RHP (2015)	2003, 31st, CLE
Neil Walker, C/INF (2006-07, 13*)	2004, 11th, PIT
Andrew McCutchen, OF (2006-07)	2005, 11th, PIT
Aaron Thompson, LHP (2011)	2005, 22nd, FLA
Craig Hanson, RHP (2010)	2005, 26th, BOS
Tyler Herron, RHP (2009)	2005, 46th, STL
Brad Lincoln, RHP (2009)	2006, 4th, PIT
Travis Snider, OF (2013)*	2006, 14th, TOR
Brett Sinkbeil, RHP (2011)	2006, 19th, FLA

PLAYER/CURVE YEARS	DRAFT/OVERALL/TEAM
Bryan Morris, RHP (2010-11)	2006, 26th, LAD
Kris Johnson, LHP (2012)	2006, 40th, BOS
Daniel Moskos, LHP (2009-10)	2007, 4th, PIT
Tim Alderson, RHP (2009-13)	2007, 22nd, SF
Aaron Poreda, RHP (2012)	2007, 25th, CWS
Jackson Williams, C (2017)	2007, 43rd, SF
Pedro Alvarez, 3B (2009)	2008, 2nd, PIT
Jeremy Bleich, LHP (2015)	2008, 44th, NYY
Tony Sanchez, C (2011-13)	2009, 4th, PIT
Vic Black, RHP (2012)	2009, 49th, PIT
Jameson Taillon, RHP (2012-13, 17*)	2010, 2nd, PIT
Gerrit Cole, RHP (2012)	2011, 1st, PIT
Barrett Barnes, OF (2015-16)	2012, 45th, PIT
Austin Meadows, OF (2015-16)	2013, 9th, PIT
Reese McGuire, C (2016)	2013, 14th, PIT
Cole Tucker, SS (2017-18)	2014, 24th, PIT
Connor Joe, C/IF/OF (2017)	2014, 39th, PIT
Kevin Newman, SS (2016-17)	2015, 19th, PIT
Ke'Bryan Hayes, 3B (2018)	2015, 32nd, PIT
Will Craig, 1B (2018)	2016, 22nd, PIT
Joe Musgrove, RHP (2018)*	2011, 46th, TOR
Henry Davis, C (2022)	2021, 1st, PIT
Nick Gonzales, 2B (2022)	2020, 7th, PIT
Quinn Priester, RHP (2022)	2019, 18th, PIT
Carmen Modzinski, RHP (2022)	2020, 31st, PIT
Connor Scott, OF (2022)	2018, 13th, MIA

WALK-OFF VICTORIES AT PNG FIELD (135)

DATE	OPPONENT	PLAYER	INN.	OUTS	ACTION	RBI	SCORE BEFORE	FINAL SCORE
5/2/99	Bowie	Tike Redman	9th	1	Home Run	1	4-4	5-4
5/21/99	Akron	Jeff Patzke	10th	1	Double	1	5-5	6-5
5/26/99	New Haven	Craig Wilson	11th	2	Home Run	2	1-1	3-1
6/15/99	Binghamton	Alex Hernandez	14th	1	Home Run	4	1-1	5-1
4/9/00	Harrisburg	Alex Hernandez (2)	9th	0	Single	1	8-8	9-8
4/27/00	Erie	Adam Hyzdu	9th	2	Double	1	2-2	3-2
5/30/00	Balk by Portland pitcher Scott Henderson scored Humberto Cota from third base with one out in the 11th inning						4-4	5-4
6/22/00 (2)	Harrisburg	Rob Mackowiak	7th	2	Error/Scored runner from second	2	2-2	3-2
9/1/00	Akron	Rob Mackowiak (2)	10th	2	Error/Scored runner from first	2	2-2	3-2
4/14/01	Erie	Richard Paz	10th	0	Home Run	1	6-6	7-6
6/6/01	Harrisburg	Lee Evans	9th	1	Home Run	1	5-5	6-5
6/9/01	Reading	Carlos Rivera	9th	2	Single	1	2-2	3-2
7/2/01	Bowie	Shaun Skrehot	15th	1	Single	1	0-0	1-0
7/7/01	Erie	Shaun Skrehot (2)	9th	1	Single	2	3-4	5-4
7/29/01	Binghamton	Dan Meier	11th	0	Single/Error	0	4-4	5-4
8/3/01	Harrisburg	Ryan Doumit	9th	2	Groundout	1	1-1	2-1
9/3/01	Portland	Justin Martin	9th	1	Single	1	2-2	3-2
5/5/02	Bowie	Tony DeRosso	11th	0	Triple	1	6-6	7-6
6/12/02	Erie	Dan Meier (2)	9th	2	Single (PH)	1	4-4	5-4
6/26/02	New Britain	Tony Alvarez	9th	2	Single	1	2-2	3-2
8/10/02	Harrisburg	J.R. House	9th	1	Double	3	4-6	7-6
9/2/02	Bowie	Carlos Rivera (2)	13th	1	Single	1	1-1	2-1
4/12/03	Reading	Brett Roneberg	9th	1	Single	1	5-5	6-5
5/24/03	Binghamton	Ray Navarette	11th	0	Home Run	1	3-3	4-3
5/29/03	Akron	Ray Navarette (2)	13th	1	Single	1	4-4	5-4
6/8/03	A wild pitch by Harrisburg pitcher Luis Torres scored Chris Heintz from third with two outs in the 15th						1-1	2-1
6/19/03	Harrisburg	Shaun Skrehot (3)	13th	2	Walk	1	7-7	8-7
4/20/04	Bowie	Josh Bonifay	9th	0	Single	1	4-4	5-4
5/2/04	Erie	Tomas de la Rosa	10th	2	Single	1	1-1	2-1
5/3/04 (2)	Binghamton	Ray Navarette (3)	7th	0	Home Run	3	1-3	4-3
5/28/04	New Britain	Nate McLouth	9th	2	Single	1	4-4	5-4
5/29/04	A wild pitch by New Britain pitcher Bobby Korecky scored Jeff Keppinger from third with one out in the 9th						8-8	9-8
6/21/04	Akron	Ronny Paulino	10th	2	Home Run	1	4-4	5-4
6/22/04	Akron	Ray Sadler	10th	2	Single	1	5-5	6-5
8/8/04	Harrisburg	Ray Sadler (2)	10th	2	Single	1	5-5	6-5
5/3/05	Reading	Josh Bonifay (2)	10th	1	Home Run	2	2-2	4-2
5/9/05	Harrisburg	Scott Neuberger	11th	0	Single	1	3-3	4-3
5/25/05	Norwich	Brandon Chaves	11th	1	Sacrifice Fly	1	2-2	3-2
5/28/05	Reading	Jorge Cortes	9th	2	Single	1	5-5	6-5
6/9/05	Binghamton	Jorge Cortes (2)	9th	2	Single	1	2-2	3-2
6/20/05	Bowie	Tom Evans	11th	0	Home Run	1	5-5	6-5
7/24/05	Harrisburg	Josh Bonifay (3)	9th	2	Home Run	2	6-6	8-6
7/25/05	Binghamton	Jose Bautista	12th	0	Home Run	1	4-4	5-4
7/28/05	Binghamton	Jose Bautista (2)	9th	1	Single	1	5-5	6-5
8/8/05	Bowie	Craig Stansberry	9th	2	Single	1	4-4	5-4
4/25/06	Portland	Brandon Chaves (2)	11th	0	Single	1	4-4	5-4
5/12/06 (1)	Binghamton	Adam Boeve	10th	1	Sacrifice Fly	1	6-6	7-6
7/2/06	Akron	Brian Bixler	10th	1	Single	1	0-0	1-0
7/25/06	Harrisburg	David Parrish	10th	1	Sacrifice Fly	1	2-2	3-2
8/22/06 (2)	Bowie	Ray Sadler (3)	7th	2	Single	1	6-6	7-6
4/22/07	Harrisburg	Brett Roneberg (2)	9th	1	Fielder's Choice	1	7-7	8-7
5/17/07 (1)	Portland	Adam Boeve (2)	7th	1	Single (PH)	1	1-1	2-1
7/3/07	Bowie	David Parrish (2)	11th	1	Sacrifice Fly	1	3-3	4-3
7/31/07	Reading	Vic Buttler	9th	2	Single	1	2-2	3-2
8/25/07	Harrisburg	Taber Lee	9th	1	Single	1	6-6	7-6
4/9/08	Trenton	Miguel Perez	9th	2	Single	1	3-3	4-3
5/4/08 (1)	Erie	Melvin Dorta	8th	1	Home Run	1	3-3	4-3
6/6/08	Connecticut	Shelby Ford	10th	2	Single	1	0-0	1-0
7/5/08	Harrisburg	Brad Corley	10th	0	Single	1	2-2	3-2
7/20/08	Harrisburg	Brad Corley (2)	10th	1	Single	1	3-3	4-3
7/21/08 (1)	Akron	James Boone	8th	2	Double	1	2-2	3-2
8/30/08	Reading	Jose Tabata	11th	0	Single	1	4-4	5-4
7/21/09	Reading	Ray Chang	10th	1	Single (PH)	1	5-5	6-5
8/13/09	Portland	Brian Friday	10th	2	Single	1	8-8	9-8
8/26/09	Trenton	Jonel Pacheco	9th	1	Double	1	3-3	4-3
4/10/10	Harrisburg	Jose De Los Santos	10th	1	Double	1	0-0	1-0
4/13/10	Richmond	Josh Harrison	14th	2	Single	1	0-0	1-0
8/3/10	Akron	Chase d'Arnaud	10th	1	Single	1	2-2	3-2
8/13/10	New Hampshire	Miles Durham	19th	1	Home Run	1	3-3	4-3
8/24/10	Erie	Jordy Mercer	9th	1	Single	1	5-5	6-5
8/28/10	Richmond	Miles Durham (2)	10th	2	Double	1	2-2	3-2
5/2/11	Akron	Kris Watts	9th	1	Double	1	9-9	10-9
5/22/11	Akron	Brock Holt	9th	2	Single	1	4-4	5-4
6/15/11	New Britain	Jordy Mercer (2)	10th	1	Sacrifice Fly	1	10-10	11-10
8/16/11	New Hampshire	Brock Holt (2)	9th	2	Single	1	1-1	2-1

HISTORY/RECORDS

DATE	OPPONENT	PLAYER	INN.	OUTS	ACTION	RBI	SCORE BEFORE	FINAL SCORE	
8/22/11	Richmond	Brock Holt (3)	9th	2	Walk	1	2-2	3-2	
9/4/11	Richmond	Josh Rodriguez	11th	1	Single	1	0-0	1-0	
5/31/12	Richmond	Robbie Grossman	11th	1	Single	1	4-4	5-4	
6/2/12 (2)	Portland	Jarek Cunningham	7th	1	Single	2	1-2	3-2	
6/14/12	Trenton	Jarek Cunningham (2)	9th	2	Double	2	5-6	7-6	
7/9/12	Binghamton	Brock Holt (4)	9th	1	Single	1	2-2	3-2	
7/29/12	New Hampshire	Adalberto Santos	10th	1	Single	1	2-2	3-2	
8/29/12	Akron	Stefan Welch	9th	1	Walk	1	1-1	2-1	
4/16/13	Richmond	Andrew Lambo	11th	1	Single	1	1-1	2-1	
5/12/13	Richmond	Charlie Cutter	9th	2	Error	0	1-1	2-1	
6/4/13	Reading	Andrew Lambo (2)	9th	2	Home Run	2	5-6	7-6	
6/18/13	New Hampshire	Adalberto Santos (2)	10th	1	Single	1	4-4	5-4	
8/1/13	Binghamton	Carlos Paulino	13th	1	Single	1	1-1	2-1	
8/14/13	Portland	Mel Rojas Jr.	12th	2	Single	1	5-5	6-5	
4/8/14	Akron	Willy Garcia	9th	1	Home Run	1	3-3	4-3	
4/23/14	Harrisburg	Elias Diaz	9th	1	Sacrifice Fly (PH)	1	9-9	10-9	
5/7/14	Bowie	Mel Rojas Jr. (2)	9th	1	Single	1	5-5	6-5	
6/13/14	Reading	Alen Hanson	9th	0	Sacrifice bunt/error	0	4-4	5-4	
7/7/14	Erie	Drew Maggi	10th	0	Single	1	3-3	4-3	
8/12/14	Trenton	Gift Ngoepe	9th	1	Single	1	2-2	3-2	
8/28/14	Andy Vasquez stole second, scored on a throwing error by Richmond catcher Eliezer Zambrano (0 outs in 9th)							2-2	3-2
4/16/15	Akron	Eric Wood	11th	2	Walk	1	1-1	2-1	
5/2/15	Erie	Josh Bell	9th	2	Home Run	3	2-3	5-3	
5/14/15	Akron	Josh Bell (2)	9th	2	Walk	1	4-4	5-4	
6/19/15	Harrisburg	Adam Frazier	10th	1	Hit By Pitch (PH)	1	3-3	4-3	
7/21/15 (2)	Erie	Andy Vasquez	7th	2	Double	2	6-7	8-7	
9/9/15***	Bowie	Jacob Stallings	9th	1	Single	1	7-7	8-7	
5/26/16	Akron	Erich Weiss	9th	2	Double (PH)	2	1-2	3-2	
6/16/16	A passed ball by Akron catcher Wilkin Castillo scored Harold Ramirez from third with no outs in the 9th							2-2	3-2
6/28/16	Binghamton	Jose Osuna	9th	2	Double	1	7-7	8-8	
7/27/16	A wild pitch by Erie pitcher Paul Voelker scored Stetson Allie with one out in the 9th							10-10	11-10
8/3/16	Richmond	Edwin Espinal	12th	1	Home Run	1	1-1	2-1	
8/4/16	Richmond	Edwin Espinal (2)	10th	1	Sacrifice Fly	1	1-1	2-1	
8/27/16	Erie	Stetson Allie	14th	1	Single	1	4-4	5-4	
5/11/17	New Hampshire	Edwin Espinal (3)	9th	1	Hit By Pitch	1	3-3	4-3	
5/30/17	Akron	Wyatt Mathisen	10th	2	Single	1	4-4	5-4	
7/15/17	Bowie	Pablo Reyes	13th	0	Home Run	1	6-6	7-6	
8/12/17 (1)	Trenton	Elvis Escobar	7th	0	Single	1	2-2	3-2	
8/13/17	Trenton	Elvis Escobar (2)	10th	0	Single	1	4-4	5-4	
9/4/17	Harrisburg	Mitchell Tolman	12th	1	Home Run	3	4-4	7-4	
5/30/18	Akron	Stephen Alemais	9th	2	Single	1	3-3	4-3	
5/31/18	Akron	Jin-De Jhang	9th	1	Single	1	3-3	4-3	
6/7/18	Reading	Tyler Gaffney	9th	2	Single	1	0-0	1-0	
7/8/18	Trenton	Logan Hill	9th	0	Single	1	2-2	3-2	
7/26/18	Binghamton	Bryan Reynolds	9th	2	Home Run	3	5-7	8-7	
4/11/19	Akron	Bligh Madris	12th	1	Single	1	2-2	3-2	
6/1/19	New Hampshire	Hunter Owen	9th	0	Home Run	2	2-3	4-3	
6/29/19 (2)	Binghamton	Chris Sharpe	9th	0	Single	1	3-3	4-3	
7/4/19	Erie	Robbie Glendinning	10th	1	Double	2	4-5	6-5	
8/6/19	Richmond	Jerrick Suiter	10th	1	Single	1	3-3	4-3	
5/7/21	Bowie	Rodolfo Castro	10th	0	Single	1	4-4	5-4	
6/25/21	Harrisburg	Mason Martin	9th	2	Home Run	2	2-3	4-3	
8/18/21	Somerset	Daniel Amaral	9th	1	Home Run	2	4-5	6-5	
4/24/22	New Hampshire	Andres Alvarez	9th	2	Single	1	4-4	5-4	
5/13/22	Somerset	Aaron Shackelford	10th	0	Single	1	1-1	2-1	
6/5/22	Bowie	Dylan Shockley	10th	1	Double	1	2-2	3-2	
7/16/22	Richmond	Connor Scott	9th	1	Sacrifice Fly	1	0-0	1-0	
8/5/22	Akron	Blake Sabol	9th	0	Sacrifice Fly	1	1-1	2-1	
8/17/22 (2)	Harrisburg	Nick Gonzles	10th	0	Double	1	2-2	3-2	
8/18/22	Harrisburg	Malcom Nuñez	9th	2	Home Run	3	5-5	8-5	

*** - Playoff Game

PH - Pinch-hitter

YOUNGEST CURVE PLAYERS

The Curve have fielded 12 players under the age of 21.

PLAYER	DEBUT	AGE	PLAYER	DEBUT	AGE
Andrew McCutchen	August 15, 2006	19 y, 10 m, 5 d	Tim Alderson	August 1, 2009	20 y, 8 m, 29 d
Jose Tabata	August 8, 2008	19 y, 11 m, 27 d	Jameson Taillon	August 21, 2012	20 y, 9 m, 3 d
Austin Meadows	Sept. 2, 2015	20 y, 3 m, 30 d	Alen Hanson	July 30, 2013	20 y, 9 m, 8 d
Ryan Doumit	August 3, 2001	20 y, 4 m, 0 d	Oneil Cruz	July 30, 2019	20 y, 9 m, 26 d
Sean Burnett	April 4, 2003	20 y, 6 m, 18 d	Mike Connolly	April 9, 2003	20 y, 10 m, 7 d
Luis Lorenzana	July 6, 1999	20 y, 7 m, 27 d	Neil Walker	August 15, 2006	20 y, 11 m, 5 d

YEAR-BY-YEAR RECORD IN EXTRA-INNING GAMES

YEAR	OVERALL	PCT	HOME	ROAD
1999	5-9	.357	3-2	2-7
2000	8-5	.615	2-2	6-3
2001	3-5	.375	3-5	--
2002	4-3	.571	2-1	2-2
2003	7-10	.412	4-7	3-3
2004	7-5	.583	4-2	3-3
2005	6-6	.500	5-1	1-5
2006	5-7	.417	4-2	1-5
2007	6-7	.462	1-3	5-4
2008	9-4	.692	6-2	3-2
2009	5-8	.385	2-3	3-5
2010	8-4	.667	5-2	3-2
2011	4-8	.333	2-5	2-3
2012	4-5	.444	2-2	2-3
2013	6-2	.750	4-2	2-0
2014	3-10	.231	1-3	2-7
2015	3-8	.273	2-2	1-6
2016	6-2	.750	3-1	3-1
2017	9-9	.500	4-3	5-6
2018	5-7	.417	0-5	5-2
2019	7-4	.636	4-2	3-2
2021	7-1	.875	1-0	6-1
2022	7-5	.583	3-2	4-3
	134-134	.500	67-59	67-75

HISTORY RECORDS

GAMES OF 15+ INNINGS (10)

19 INNINGS (2)

July 13, 2000 @ Norwich, W 6-5
 August 13, 2010 vs. New Hamp., W 4-3

18 INNINGS (1)

June 11, 2015 @ Reading, L 8-7

17 INNINGS (0)

N/A

16 INNINGS (1)

August 27, 2000 @ Reading, W 4-2

15 INNINGS (6)

July 2, 2001 vs. Bowie, W 1-0
 April 26, 2003 vs. Akron, L 4-3
 June 8, 2003 vs. Harrisburg, W 2-1
 September 1, 2005 @ Bowie, W 4-1
 April 22, 2011 @ Richmond, W 11-5
 August 28, 2017 @ Richmond, L 2-1

IT KEEPS GOING & GOING...

The longest game in Altoona Curve history took place on July 13, 2000 in Norwich, Conn, when Altoona outlasted the Navigators, 6-5, in 19 innings. The game took six hours and 17 minutes to play. With the score tied 2-2, the Curve scored four times in the top of the 19th inning before they withstood a three-run comeback attempt in the bottom half of the frame to earn the win.

GAMES TIED 0-0 ENTERING EXTRA INNINGS (19)

April 15, 2000 vs. Reading, L 3-0 (10)	June 6, 2009 vs. Akron (1), L 1-0 (9)	April 13, 2013 vs. Harrisburg, L 3-1 (10)
July 2, 2001 vs. Bowie, W 1-0 (15)	April 10, 2010 vs. Harrisburg, W 1-0 (10)	May 30, 2014 vs. New Hamp., L 1-0 (12)
May 26, 2002 vs. Trenton, L 2-1 (12)	April 13, 2010 vs. Richmond, W 1-0 (14)	Sept. 5, 2016 @ Richmond, W 2-0 (10)
June 24, 2006 @ Akron, W 1-0 (10)	July 27, 2010 @ Erie, L 2-0 (13)	April 20, 2019 @ Richmond (2), W 1-0 (8)
July 2, 2006 vs. Akron, W 1-0 (10)	June 24, 2011 @ Harrisburg, L 2-0 (10)	August 14, 2019 @ Harrisburg, W 3-0 (10)
June 6, 2008 vs. Connecticut, W 1-0 (10)	Sept. 4, 2011 vs. Richmond, W 1-0 (11)	
July 31, 2008 @ Trenton, L 1-0 (10)	May 5, 2012 vs. Richmond (1), L 1-0 (8)	

CRAZY 8s

In 2010, Curve outfielder Alex Presley had an unprecedented day at the plate on May 24 in Akron. The Monroe, La. native exploded for eight RBI to surpass Curve legend Adam Hyzdu for the most RBI in one game in franchise history. That feat was duplicated in 2013 by another Curve OF in Alex Dickerson, who tied the mark on July 26 in Manchester, N.H. against the Fisher Cats. Dickerson was 3-for-6 that day with a home run and two runs scored. It was part of a big weekend in Manchester as it came one night after the Curve threw the second combined no-hitter in franchise history.

TOP SINGLE-GAME PERFORMANCES



NO-HIT GAMES

THROWN BY THE CURVE (2)

Adrian Burnside, Neal McDade,	
Chris Spurling	4/23/02 vs. Akron
Ethan Hollingsworth, Jason Townsend,	
Jhonathan Ramos,	
Ryan Beckman	7/25/13 @ New Hampshire

5+ RBI GAMES (61)

Adam Hyzdu	5/14/99 vs. Harrisburg (5)
Garrett Long	5/29/99 vs. Portland (6)
Adam Hyzdu	6/25/99 @ New Britain (7)
Craig Wilson	7/4/99 @ Erie (5)
Kevin Haverbush	7/18/99 @ Reading (5)
Craig Wilson	9/4/99 @ Erie (6)
Adam Hyzdu	5/5/00 @ Bowie (7)
Adam Hyzdu	8/7/00 vs. Erie (5)
Eddy Furniss	8/10/00 @ Reading (5)
B.J. Barns	8/6/01 @ Erie (5)
J.J. Davis	7/21/02 vs. Bowie (5)
Tony Alvarez	7/24/02 vs. Harrisburg (6)
Shawn Garrett	8/9/02 vs. Harrisburg (5)
Shawn Garrett	4/21/03 @ Erie (5)
Chan Perry	7/18/03 @ Erie (5)
Ray Sadler	5/14/04 vs. Akron (5)
Chris Duffy	6/5/04 @ Akron (5)
Josh Bonifay	6/5/04 @ Akron (6)
Josh Bonifay	8/4/04 @ Akron (5)
Brad Eldred	8/7/04 vs. Harrisburg (5)
Brad Eldred	8/15/04 @ Reading (6)
Brad Eldred	4/29/05 vs. Trenton (6)
Simon Pond	4/14/06 @ Reading (5)
Vic Buttlar	5/17/06 vs. Reading (6)
Brant Ust	5/24/06 vs. Bowie (5)
Brett Roneberg	7/29/06 @ Connecticut (6)
Steven Pearce	6/7/07 @ New Britain (5)
Steven Pearce	6/13/07 vs. New Britain (5)
Neil Walker	6/28/07 vs. Trenton (5)
Miguel Perez	6/8/08 vs. Connecticut (5)
Jamie Romak	8/15/08 @ New Hampshire (6)
Shelby Ford	8/8/09 @ New Hampshire (5)
Alex Presley	4/19/10 @ Akron (5)
Shelby Ford	5/15/10 @ Richmond (5)
Alex Presley	5/24/10 @ Akron (8)
Hector Gimenez	6/2/10 @ New Britain (5)
Kris Watts	8/7/10 @ Harrisburg (5)
Starting Marte	4/22/11 @ Richmond (6)
Jordy Mercer	5/11/11 @ Harrisburg (5)
Robbie Grossman	7/22/12 vs. Erie Gm. #1 (5)
Alex Dickerson	6/2/13 @ Portland (7)
Alex Dickerson	7/26/13 @ New Hampshire (8)
Stetson Allie	4/23/14 vs. Harrisburg (5)
Willy Garcia	6/3/14 vs. Binghamton (5)
Kean Broxton	4/24/15 @ Erie (6)
Josh Bell	5/2/15 vs. Erie (5)
Stetson Allie	7/21/15 vs. Erie Gm. #1 (5)
Jose Osuna	8/22/15 @ Bowie (6)
Erich Weiss	8/12/16 @ New Hampshire (7)
Edwin Espinal	8/29/16 vs. Binghamton (5)
Jin-De Jhang	8/3/17 vs. Erie (5)
Will Craig	6/12/18 @ Binghamton (5)
Jordan George	7/28/18 vs. Binghamton (5)
Hunter Owen	4/5/19 @ Akron (5)
Jared Oliva	7/13/19 @ Erie (5)
Jason Delay	8/21/19 vs. Hartford (5)
Mason Martin	7/6/21 vs. Akron (5)
Cal Mitchell	8/24/21 vs. Richmond (5)
Jack Suwinski	4/23/22 vs. New Hampshire (5)
Andres Alvarez	6/2/22 vs. Bowie (5)
Aaron Shackelford	6/17/22 vs. Erie (5)

5+ HIT GAMES (16)

Humberto Cota	8/13/00 @ Bowie (5-for-6)
Adrian Brown	5/8/01 vs. Bowie (5-for-5)
Tony Alvarez	5/3/02 vs. Bowie (5-for-5)
Jose Castillo	5/7/03 @ Akron (5-for-6)
Jeff Keppinger	6/16/04 @ Harrisburg (5-for-6)
Rajai Davis	7/27/05 vs. Binghamton (5-for-6)
Brett Roneberg	5/3/06 @ Erie (5-for-6)
Jason Delaney	7/18/07 vs. Bowie (5-for-5)
Melvin Dorta	4/18/08 vs. Erie (5-for-5)
Shelby Ford	6/8/08 vs. Connecticut (5-for-6)
Melvin Dorta	7/11/08 @ Erie (5-for-6)
Dan Gamache	5/25/15 @ New Hampshire (5-for-5)
Stetson Allie	7/27/16 vs. Erie (5-for-5)
Elvis Escobar	6/20/17 vs. Trenton (5-for-5)
Wyatt Mathisen	8/3/17 vs. Trenton (5-for-5)
Cal Mitchell	8/24/21 vs. Richmond (5-for-6)

THROWN AGAINST THE CURVE (8)

Sean Douglass,	
Jimmy Hamilton	4/19/00 vs. Bowie [7 inn.]
Dave Crouthers, Andy Mitchell,	
Jacobo Sequea	8/19/04 vs. Bowie
Brett Smith	7/4/07 @ Trenton [5 inn.]
Carlos Carrasco	8/21/07 @ Reading [6 inn.]
Chuck James, Cole Kimball,	
Zech Zinicola	6/10/10 vs. Harrisburg [7 inn.]
Giovanni Soto	7/15/12 @ Akron
Casey Mize	4/29/19 vs. Erie
Brian Keller	8/1/19 @ Trenton [7 inn.]

COMPLETE-GAME SHUTOUTS (29)

Bronson Arroyo	6/8/99 vs. Bowie (11 hits)
Stephen Sparks	6/4/00 @ Harrisburg (4 hits)
Sam McConnell	6/13/00 @ Bowie (5 hits)
Wilson Guzman	6/17/00 @ Akron Gm #2 (2 hits) [7 inn.]
Stephen Sparks	7/7/00 vs. Reading (5 hits)
Justin Reid	7/20/01 vs. New Haven (4 hits)
Mike Gonzalez	8/18/01 @ Harrisburg (6 hits)
John Grabow	6/13/02 vs. Erie (5 hits)
Brian O'Connor	7/23/02 vs. Harrisburg Gm #2 (4 hits) [7 inn.]
Brad Guy	8/29/02 @ Erie (3 hits)
Sean Burnett	6/18/03 vs. Trenton (2 hits)
Ian Snell	4/27/04 @ Norwich Gm #1 (3 hits) [7 inn.]
Ian Snell	9/3/04 @ New Britain Gm #1 (5 hits) [7 inn.]
Tom Gorzelanny	6/26/05 vs. New Britain (3 hits)
Tom Gorzelanny	9/9/05 vs. Akron (4 hits)**
Landon Jacobsen	6/22/06 @ Harrisburg (3 hits) [6 inn.]
Luis Munoz	6/28/07 vs. Trenton (5 hits) [7 inn.]
Dewon Brazelton	8/31/07 @ Erie (3 hits) [7 inn.]
Brad Lincoln	5/21/09 @ Bowie (2 hits)
Sean Smith	6/6/09 vs. Akron Gm. #2 (4 hits) [7 inn.]
Aaron Pribanic	5/21/11 vs. Akron Gm. #1 (7 hits) [7 inn.]
Phil Irwin	7/27/12 vs. New Hamp. Gm. #1 (2 hits) [7 inn.]
Adrian Sampson	7/18/14 vs. Bowie (1 hit)
Mitch Keller	9/7/17 @ Bowie (1 hit)**
Taylor Hearn	6/26/18 vs. Harrisburg Gm #1 (4 hits) [7 inn.]
James Marvel	4/20/19 @ Richmond Gm. #1 (1 hit) [7 inn.]
Domingo Robles	6/8/19 vs. Akron Gm. #1 (4 hits) [7 inn.]
Sean Brady	8/23/19 @ Bowie (7 hits)
Domingo Robles	8/26/19 vs. Akron (5 hits)

***Indicates E.L. Playoff Game

^Suspended game from 8/19/07 completed on 8/31

10+ STRIKEOUT GAMES (33)

Paul Ah Yat	4/25/99 @ Bowie (10)
Paul Ah Yat	6/1/99 @ Norwich (11)
Bronson Arroyo	7/19/99 vs. Erie (10)
Joe Beimel	9/4/00 vs. Akron (11)
Jason Schmidt	4/13/01 vs. Erie (10)
Adrian Burnside	4/17/02 vs. Erie (11)
Ben Shaffar	6/14/02 @ Bowie (10)
Ian Snell	5/2/04 vs. Erie (12)
Ian Snell	8/12/04 @ New Hampshire (11)
Ian Snell	9/3/04 @ New Britain (10)
Tom Gorzelanny	8/2/05 @ Erie (10)
Tom Gorzelanny	9/9/05 vs. Akron (13)**
Luis Munoz	5/7/07 vs. Erie (10)
Kip Bouknight	8/30/07 vs. Reading (10)
Rudy Owens	5/4/10 @ Richmond (11)
Justin Wilson	8/14/10 vs. New Hampshire (11)
Jeff Locke	4/25/11 @ Harrisburg (10)
Kyle McPherson	7/30/11 @ Portland (10)
Jameson Taillon	4/12/13 vs. Harrisburg (10)
Jameson Taillon	5/19/13 @ Richmond (10)
David Bromberg	6/12/13 @ New Britain Gm. #2 (12)
Steven Brault	7/6/15 vs. Harrisburg (10)
Tyler Glasnow	7/21/15 vs. Erie (10)
Tyler Glasnow	7/26/15 vs. Akron (12)
J.T. Brubaker	7/13/17 vs. Portland (10)
Mitch Keller	9/1/17 vs. Harrisburg (11)
Taylor Hearn	6/14/18 @ Binghamton (10)
Cam Vieaux	5/22/19 @ New Hampshire (10)
Cam Vieaux	8/29/19 vs. Akron (10)
Roansy Contreras	5/4/21 vs. Bowie (11)
Roansy Contreras	5/11/21 @ Binghamton (11)
Roansy Contreras	6/15/21 @ Erie (10)
Luis Ortiz	8/26/22 @ Bowie (10)

***Indicates E.L. Playoff Game

HISTORY/RECORDS

GRAND SLAMS (47)

Kevin Haverbusch	4/13/99 @ Harrisburg
Steve Bieser	6/3/99 @ Binghamton
Alex Hernandez	6/15/99 vs. Binghamton
Adam Hyzdu	6/25/99 @ New Britain
Craig Wilson	7/4/99 @ Erie
Kory DeHaan	7/15/99 @ Reading
Rob Mackowiak	5/21/00 vs. New Britain
Rob Mackowiak (2)	6/15/00 @ Bowie
Rob Mackowiak (3)	6/21/00 @ Erie
Adam Hyzdu (2)	7/15/00 @ Norwich
Tracy Sanders	8/28/00 @ Reading
Lee Evans	6/10/01 vs. Reading
Tony Alvarez	6/10/01 vs. Reading
Tony Derosso	5/6/02 @ Reading
Tony Derosso (2)	7/14/02 @ Akron
Shawn Garrett	8/9/02 vs. Harrisburg
Chan Perry	7/18/03 @ Erie
Ray Sadler	5/14/04 vs. Akron
Josh Bonifay	6/5/04 @ Akron
Ray Sadler	6/12/04 @ Reading
Brad Eldred	8/15/04 @ Reading
Brad Eldred (2)	8/23/04 @ Erie
Carlos Maldonado	4/27/05 @ Erie
Brad Eldred (3)	4/29/05 vs. Trenton
Rich Thompson	8/22/05 @ Bowie
Brett Roneberg	5/12/06 vs. Binghamton
Vic Buttler	5/17/06 vs. Reading
Ray Sadler (2)	6/6/06 @ Portland
Brett Roneberg (2)	7/29/06 @ Connecticut
Steven Pearce	6/13/07 vs. New Britain
Neil Walker	6/28/07 vs. Trenton
Anthony Webster	7/11/08 @ Erie
Shelby Ford	8/8/09 @ New Hamp.
Miles Durham	7/26/10 @ Erie
Andrew Lambo	8/27/12 vs. Akron
Alex Dickerson	6/2/13 @ Portland
Stetson Allie	4/23/14 vs. Harrisburg
Keon Broxton	4/24/15 @ Erie
Stetson Allie (2)	7/21/15 vs. Erie (1)
Barrett Barnes	9/9/15 vs. Bowie***
Jonathan Schwind	8/17/16 @ Portland
Bryan Reynolds	6/13/18 @ Binghamton
Alfredo Reyes	8/23/18 vs. Harrisburg
Cole Tucker	9/7/18 vs. Akron***
Hunter Owen	4/5/19 @ Akron
Chris Sharpe	6/30/19 vs. Binghamton
Conor Kaiser	7/13/21 vs. Binghamton

***Indicates E.L. Playoff Game

INSIDE-THE-PARK HOME RUNS (7)

Garrett Long	7/28/00 @ New Britain (solo)
Andrew McCutchen	5/21/07 @ Akron (solo)
James Boone	4/18/08 vs. Erie (solo)
Mel Rojas Jr.	4/5/13 @ Erie (solo)
Alex Dickerson	4/7/13 @ Erie (2-run)
Will Craig	4/10/18 vs. Harrisburg (3-run)
Carter Bins	4/23/22 vs. New Hampshire (solo)

HOME RUNS HIT BY CURVE PITCHERS (7)

Aaron France	April 12, 1999 @ Harrisburg (solo)
Alex Pena	August 30, 1999 vs. Reading (solo)
Randy Galvez	April 26, 2001 @ Harrisburg (solo)
Tim Anderson	August 19, 2009 @ Harrisburg (solo)
Tim Anderson (2)	July 1, 2010 @ Reading (2-run)
Alex McRae	April 30, 2017 vs. Harrisburg (solo)
Beau Sulser	May 14, 2019 @ Binghamton (solo)

LEAD-OFF HOME RUNS (37)

Kevin Nicholson	7/7/03 vs. Norwich
Nyjer Morgan	8/24/06 @ Harrisburg
Jason Bowers	7/15/07 vs. Akron
Jason Bowers (2)	8/31/07 @ Erie
James Boone	4/13/08 @ Reading
James Boone (2)	4/21/08 vs. Akron
Angel Gonzalez	7/26/08 @ Harrisburg (2)
Shelby Ford	8/16/08 @ New Hamp.
Brian Friday	5/16/09 vs. Akron (1)
Jim Negrych	7/1/09 @ Reading
Chase d'Arnaud	7/31/10 @ Richmond
Starling Marte	7/26/11 @ Reading
Starling Marte (2)	8/11/11 @ New Britain
Robbie Grossman	6/17/12 @ Binghamton
Robbie Grossman (2)	6/26/12 @ Binghamton
Andy Vasquez	7/18/13 vs. Erie
Alen Hanson	5/1/14 @ Erie (1)
Drew Maggi	6/21/14 @ Portland (2)
Alen Hanson (2)	7/2/14 @ Bowie
Alen Hanson (3)	7/5/14 vs. Harrisburg
Alen Hanson (4)	8/19/14 @ Akron
Adam Frazier	9/6/15 @ Binghamton
Elvis Escobar	9/1/16 vs. Binghamton
Pablo Reyes	4/8/17 @ Harrisburg (2)
Kevin Newman	5/22/17 vs. Akron
Kevin Newman (2)	6/28/17 @ Bowie
Cole Tucker	8/28/18 vs. Trenton
Cole Tucker (2)	9/6/18 @ Akron***
Jared Oliva	5/3/19 @ Richmond
Jonah Davis	5/15/21 @ Binghamton
Jonah Davis (2)	7/15/21 vs. Binghamton
Nick Gonzales	4/29/22 @ Akron
Andres Alvarez	5/21/22 vs. Richmond
Matt Fraizer	6/23/22 @ New Hampshire
Jared Triolo	8/10/22 @ Binghamton
Jared Triolo (2)	8/14/22 @ Binghamton
Jared Triolo (3)	8/18/22 vs. Harrisburg

***Indicates E.L. Playoff Game

PINCH-HIT HOME RUNS (18)

Adam Hyzdu	7/2/00 @ Harrisburg (solo)
Mike Stoner	8/5/01 vs. Harrisburg (solo)
Tony DeRosso	5/6/02 @ Reading (grand slam)
Jonel Pacheco	6/11/08 @ New Britain (2-run)
Jonel Pacheco (2)	4/22/09 vs. Reading (solo)
Jason Delaney	5/30/09 @ Trenton (solo)
Pedro Alvarez	7/13/09 @ Bowie (solo)
Jeff Corsaletti	7/19/09 vs. Harrisburg (solo)
Anthony Norman	7/15/10 @ Harrisburg (2-run)
Brandon Jones	7/17/10 @ Harrisburg (2-run)
Justin Howard	7/4/14 vs. Harrisburg (2-run)
Dan Gamache	5/8/15 @ Harrisburg (2-run)
Jordan Luplow	5/17/17 @ Binghamton (2-run)
Chase Simpson	6/7/17 @ Harrisburg (3-run)
Jonathan Schwind	8/9/17 vs. Reading (3-run)
Jonathan Schwind	9/4/17 vs. Harrisburg (solo)
Darnell Sweeney	8/13/19 @ Harrisburg (solo)
Deon Stafford	6/3/21 @ Richmond (solo)

THREE HOME RUN INNINGS (10)

3rd inn., 7/10/99 vs. Akron	A. Hyzdu/G. Long/R. Mackowiak
6th inn., 6/8/04 vs. Harrisburg	R. Paulino/K. Nicholson/R. Sadler
6th inn., 4/29/05 vs. Trenton	R. Sadler/J. Bautista/B. Eldred
8th inn., 4/14/06 @ Reading	R. Alvarez/S. Pond/J. Guzman
3rd inn., 8/31/08 vs. Reading	J. Tabata/J. Pacheco/J. Boone
9th inn., 7/17/10 @ Harrisburg	H. Gimenez/B. Jones/M. Hague
4th inn., 5/22/13 @ Reading	A. Lambo/C. Cutter/J. Howard
2nd inn., 6/2/13 @ Portland	A. Lambo/J. Cunningham/A. Dickerson
2nd inn., 7/23/14 @ New Britain	K. Broxton/G. Ngoepe/C. Paulino
5th inn., 6/30/21 @ Hartford	C. Mitchell/O. Cruz/R. Castro

GOING, GOING, GONE

Led by Aaron Shackelford's 26 home runs, the 2022 Altoona Curve set a new franchise record with 143 home runs in 137 games; Shackelford's total was the most among Pirates minor league players and the second-highest in franchise history. Andres Alvarez added 20 home runs of his own as part of the first 20/20 season in franchise history, matching the franchise record for most players with 20 or more home runs in a season (two). Blake Sabol (14) and Liover Peguero (10) also reached double-digits in homers during the 2022 season. Connor Scott set the record with a two-homer game in the penultimate game of the season against Reading on Saturday, September 17.

HOME RUN HISTORY



TWO-HOME RUN GAMES (119)

Garrett Long	4/24/99 @ Bowie
Adam Hyzdu	5/20/99 @ Bowie
Garrett Long (2)	5/29/99 vs. Portland
Adam Hyzdu (2)	6/25/99 @ New Britain
Tike Redman	7/4/99 @ Erie
Garrett Long (3)	7/16/99 @ Reading
Adam Hyzdu (3)	8/16/99 @ Portland
Craig Wilson	9/4/99 @ Erie
Kevin Haverbusch	4/9/00 vs. Harrisburg
Derrick Lankford	4/24/00 @ Harrisburg
Adam Hyzdu (4)	5/5/00 @ Bowie
Humberto Cota	5/14/00 @ Trenton
Alex Hernandez	6/3/00 @ Harrisburg (solo, solo)
Adam Hyzdu (5)	7/2/00 @ Harrisburg (solo, 2-run)
Rico Washington	7/28/00 @ New Britain
Adam Hyzdu (6)	8/7/00 vs. Erie
Rico Washington (2)	8/10/00 @ Reading
Eddy Furniss	8/10/00 @ Reading
Darren Burton	6/15/01 @ Erie (solo, solo)
B.J. Barns	8/6/01 @ Erie
Dan Meier	8/19/01 @ Harrisburg (solo, solo)
Dan Meier (2)	4/27/02 @ Erie
Tony Alvarez	7/24/02 vs. Harrisburg
Victor Rodriguez	7/25/02 @ Erie (2)
J.J. Davis	7/26/02 @ Erie
Tony Alvarez (2)	7/28/02 @ Erie
J.J. Davis (2)	8/5/02 vs. Erie
Shawn Garrett	4/21/03 @ Erie (1)
Shawn Garrett (2)	5/2/03 @ Reading
Chan Perry	6/29/03 @ Portland
Brett Roneberg	7/19/03 @ Erie (1)
Ronny Paulino	7/29/03 @ Erie (2) (solo, solo)
Kevin Nicholson	9/4/03 @ Akron (solo, solo)***
Chris Duffy	6/5/04 @ Akron
Ray Sadler	6/8/04 vs. Harrisburg (solo, solo)
Ray Sadler (2)	6/12/04 @ Reading (grand slam, solo)
Ronny Paulino (2)	7/12/04 @ Portland (solo, solo)
Ray Sadler (3)	7/12/04 @ Portland (solo, solo)
Josh Bonifay	8/4/04 @ Akron
Brad Eldred	8/7/04 vs. Harrisburg
Tom Evans	8/10/04 @ New Hampshire
Brad Eldred (2)	8/12/04 @ New Hampshire
Jorge Cortes	8/12/04 @ New Hampshire (solo, solo)
Brad Eldred (3)	8/15/04 @ Reading
Brad Eldred (4)	4/10/05 @ Reading (2-run, 2-run)
Victor Mercedes	4/25/05 @ Erie (solo, solo)
Brad Eldred (5)	5/2/05 vs. Reading (2-run, 2-run)
Josh Bonifay (2)	5/3/05 vs. Reading (solo, 2-run)
Ronny Paulino (3)	5/4/05 vs. Reading (2-run, solo)
Josh Bonifay (3)	5/15/05 vs. New Hampshire (2-run, solo)
Josh Bonifay (4)	6/14/05 @ Norwich (2-run, solo)
Tom Evans (2)	6/22/05 vs. Bowie (solo, 2-run)
Craig Stansberry	8/14/05 @ Reading (solo, 2-run)
Craig Stansberry (2)	9/5/05 @ Bowie (solo, solo)
Adam Boeve	9/11/05 @ Akron (solo, 2-run)***
Simon Pond	4/10/06 vs. Erie (2-run, solo)
Brant Ust	5/24/06 vs. Bowie (3-run, 2-run)
Neil Walker	5/27/07 @ Bowie (2-run, 2-run)
Brett Roneberg (2)	6/12/07 vs. New Britain (solo, 2-run)
Steve Pearce	6/12/07 vs. New Britain (3-run, solo)
Adam Boeve (2)	6/25/07 @ Reading (solo, solo)
Adam Boeve (3)	7/16/07 vs. Bowie (2-run, solo)
Jason Delaney	7/16/07 vs. Bowie (solo, solo)
Russ Johnson	8/22/07 @ Reading (solo, solo)
James Boone	4/18/08 vs. Erie (solo, solo)
Melvin Dorta	7/25/08 @ Harrisburg (2-run, solo)
Jamie Romak	8/15/08 @ New Hampshire (2-run, 2-run)
Hector Gimenez	5/13/09 @ Harrisburg (solo, 2-run)
Jamie Romak (2)	6/20/09 vs. Connecticut (solo, 2-run)
Jonel Pacheco	6/28/09 vs. Bowie (3-run, solo)
Pedro Alvarez	8/27/09 vs. Trenton (2-run, solo)
Hector Gimenez (2)	5/5/10 @ Richmond (solo, 2-run)
Shelby Ford	5/15/10 @ Richmond (2-run, 3-run)
Alex Presley	5/24/10 @ Akron (3-run, 2-run)
Hector Gimenez (3)	6/2/10 @ New Britain (2-run, 2-run)
Josh Harrison	8/19/10 @ Portland (solo, 2-run)
Matt Hague	8/31/10 @ Bowie (solo, 2-run)
Jordy Mercer	5/11/11 @ Harrisburg (3-run, solo)
Jordy Mercer (2)	6/5/11 vs. Portland (solo, 2-run)
Quincy Latimore	7/9/11 vs. Bowie (solo, 2-run)
Quincy Latimore (2)	8/13/11 vs. Reading (solo, solo)
Kelson Brown	6/25/12 vs. Akron (solo, solo)
Stefan Welch	7/1/12 @ Binghamton (2-run, 2-run)
Adalberto Santos	7/23/12 @ Reading (solo, 2-run)
Andrew Lambo	8/18/12 @ New Hampshire (2-run, solo)
Alex Dickerson	6/2/13 @ Portland (grand slam, 2-run)
Jarek Cunningham	8/2/13 @ Portland (solo, solo)
Justin Howard	8/17/13 @ Erie (1) (solo, solo)
Stetson Allie	4/23/14 vs. Harrisburg (solo, grand slam)
Keon Broxton	5/8/14 @ Akron (solo, 2-run)
Willy Garcia	5/22/14 vs. Akron (solo, 3-run)
Stetson Allie (2)	5/25/14 @ Erie (solo, 2-run)
Willy Garcia (2)	6/30/14 @ Bowie (2-run, solo)
Keon Broxton (2)	8/19/14 @ Akron (solo, 3-run)
Willy Garcia (3)	6/3/15 vs. New Britain (solo, solo)

Erich Wood	5/12/16 @ Richmond (solo, solo)
Anderson Feliz	9/7/16 vs. Akron (solo, solo)***
Jordan Luplow	4/11/17 @ Richmond (solo, solo)
Kevin Kramer	4/13/17 vs. Akron (solo, solo)
Jordan Luplow (2)	5/29/17 @ Erie (solo, solo)
Pablo Reyes	7/15/17 vs. Bowie (solo, solo)
Logan Hill	6/24/18 @ Erie (solo, 2-run)
Will Craig	7/20/18 @ Reading (1) (3-run, solo)
Bryan Reynolds	7/20/18 @ Reading (1) (2-run, solo)
Jordan George	8/4/18 vs. Akron (2-run, solo)
Chris Sharpe	8/13/19 @ Harrisburg (solo, 2-run)
Jason Delay	8/21/19 vs. Hartford (3-run, 2-run)
Rodolfo Castro	6/5/21 @ Richmond (2-run, 2-run)
Mason Martin	6/17/21 @ Erie (solo, 2-run)
Cal Mitchell	6/30/21 @ Hartford (2-run, solo)
Mason Martin (2)	7/3/21 @ Hartford (1) (2-run, solo)
Mason Martin (3)	7/6/21 vs. Akron (3-run, solo)
Jack Suwinski	8/20/21 vs. Somerset (solo, solo)
Blake Sabot	5/17/22 vs. Richmond (2-run, 2-run)
Aaron Shackelford	6/17/22 vs. Erie (3-run, 2-run)
Aaron Shackelford (2)	7/15/22 vs. Richmond (solo, solo)
Andres Alvarez	8/2/22 vs. Akron (2-run, solo)
Endy Rodriguez	9/1/22 vs. Akron (solo, solo)
Connor Scott	9/17/22 vs. Reading (solo, 3-run)

***Indicates E.L. Playoff Game

BACK-TO-BACK HOME RUNS (51)

Adam Hyzdu/Garrett Long	7/10/99 vs. Akron (3rd inn.)
Kevin Haverbusch/Mike Robertson	7/11/99 vs. Akron (8th inn.)
Kevin Haverbusch/Rob Mackowiak	8/8/99 vs. Erie (5th inn.)
Craig Wilson/Yamid Haad	8/9/99 vs. New Britain (4th inn.)
Humberto Cota/Eddy Furniss	6/7/00 vs. Erie (2nd inn.)
Adam Hyzdu/Shawn Lankford	8/3/00 @ Portland (4th inn.)
Rob Mackowiak/Humberto Cota	8/18/00 vs. Harrisburg (1st inn.)
Rich Paz/Dan Meier	8/19/01 @ Harrisburg (4th inn.)
Dan Meier/Carlos Rivera	4/27/02 @ Erie (5th inn.)
Shawn Garrett/Jose Castillo	7/29/03 vs. New Britain (1st inn.)
R. Paulino/K. Nicholson/R. Sadler	6/8/04 vs. Harrisburg (6th inn.)
Josh Bonifay/Brad Eldred	4/26/05 @ Erie (1st inn.)
Ray Sadler/Jose Bautista	4/29/05 vs. Trenton (6th inn.)
Josh Bonifay/Ronny Paulino	5/10/05 vs. Harrisburg (7th inn.)
Josh Bonifay/Jorge Cortes	6/11/05 vs. Akron (1) (6th inn.)
Josh Bonifay/Jorge Cortes	7/6/05 vs. Erie (8th inn.)
Paul Chiffredo/Craig Stansberry	7/17/05 @ Erie (8th inn.)
Jose Bautista/Jorge Cortes	8/9/05 vs. Bowie (2nd inn.)
Ray Sadler/Brandon Chaves	8/20/06 vs. Harrisburg (2nd inn.)
Steve Pearce/Neil Walker	5/2/07 @ Connecticut (2nd inn.)
Brett Roneberg/Steve Pearce	6/12/07 vs. New Britain (4th inn.)
Adam Boeve/Jason Delaney	7/16/07 vs. Bowie (4th inn.)
Jamie Romak/Steve Lerud	4/30/09 @ Reading (5th inn.)
Miles Durham/Brian Friday	7/6/09 vs. Bowie (7th inn.)
Jonel Pacheco/Miles Durham	8/23/09 @ Bowie (2) (4th inn.)
Hector Gimenez/Alex Presley	5/30/10 vs. Reading (6th inn.)
Andrew Lambo/Matt Hague	5/10/14 @ Harrisburg (4th inn.)
Chase d'Arnaud/Josh Harrison	8/29/10 vs. Richmond (5th inn.)
Chase d'Arnaud/Josh Harrison	9/10/10 @ Harrisburg (7th inn.)***
Eric Fryer/Miles Durham	5/28/11 @ Binghamton (2nd inn.)
Quincy Latimore/Jordy Mercer	6/2/11 @ Trenton (5th inn.)
Jeremy Farrell/Evan Chambers	6/16/12 @ Binghamton (4th inn.)
Jarek Cunningham/Quincy Latimore	7/6/12 vs. Reading (7th inn.)
Adalberto Santos/Matt Curry	7/23/12 @ Reading (1st inn.)
Andrew Lambo/Charlie Cutler	5/22/13 @ Reading (4th inn.)
Andrew Lambo/Jarek Cunningham	6/2/13 @ Portland (2nd inn.)
Gregory Polanco/Alex Dickerson	7/5/13 vs. Erie (3rd inn.)
Justin Howard/Jarek Cunningham	8/17/13 @ Erie (1) (4th inn.)
Alen Hanson/Gift Ngoepe	5/1/14 @ Erie (1) (1st inn.)
Alen Hanson/Mel Rojas Jr.	5/11/14 @ Akron (1st inn.)
K. Broxton/G. Ngoepe/C. Paulino	7/23/14 @ New Britain (2nd inn.)
Willy Garcia/Dan Gamache	6/7/15 @ Erie (9th inn.)
Jose Osuna/Stetson Allie	5/8/16 vs. Richmond (7th inn.)
Logan Hill/Jordan George	6/24/18 @ Erie (2nd inn.)
Will Craig/Bryan Reynolds	7/20/18 @ Reading (1) (7th inn.)
Logan Hill/Hunter Owen	5/15/19 @ Binghamton (6th inn.)
Hunter Owen/Bligh Madris	6/3/19 @ Erie (9th inn.)
Oneil Cruz/Mason Martin	5/29/21 vs. Erie (2) (6th inn.)
O. Cruz/Canaan Smith-Njigba	6/12/21 vs. Akron (5th inn.)
Rodolfo Castro/Mason Martin	6/17/21 @ Erie (1st inn.)
Mason Martin/Daniel Amaral	7/24/21 @ Somerset (7th inn.)
Aaron Shackelford/Andres Alvarez	5/22/22 vs. Richmond (1st inn.)
Blake Sabot/Aaron Shackelford	7/15/22 vs. Richmond (1st inn.)

***Indicates E.L. Playoff Game

HISTORY RECORDS

CURVE IN MLB

Only players making major league debut AFTER playing for Altoona are included
 Players are listed in order of their MLB debuts

PLAYER	ALT YEAR(S)	MLB DEBUT	MLB SERVICE
Yamid Haad, C	1999-01	7/5/1999	Pittsburgh ('99), San Francisco ('05)
Kory DeHaan, OF	1999	4/25/2000	San Diego ('00, '02)
Brian O'Connor, LHP	1999-00, '02	5/13/2000	Pittsburgh ('00)
Bronson Arroyo, RHP	1999	6/12/2000	Pittsburgh ('00-02), Boston ('03-05), Cincinnati ('06-13, '17), Arizona ('14)
Kane Davis, RHP	1999	6/12/2000	Cleveland ('00), Milwaukee ('00, '05), Colorado ('01), New York-NL ('02), Philadelphia ('07)
Tike Redman, OF	1999	6/30/2000	Pittsburgh ('00-01, '03-05), Baltimore ('07)
Stephen L. Sparks, RHP	2000-01	7/19/2000	Pittsburgh ('00)
Alex Hernandez, OF	1999-00	9/1/2000	Pittsburgh ('00-01)
Adam Hyzdu, OF	1999-00	9/8/2000	Pittsburgh ('00-03), Boston ('04-05), San Diego ('05), Texas ('06)
Brian Smith, RHP	2000-01	9/11/2000	Pittsburgh ('00)
Jack Wilson, SS	2000	4/3/2001	Pittsburgh ('01-09), Seattle ('09-11), Atlanta ('11-12)
Joe Beimel, LHP	2000	4/8/2001	Pittsburgh ('01-03, '11), Minnesota ('04), Tampa Bay ('05), Los Angeles-NL ('06-08), Washington ('09), Colorado ('09-10), Seattle ('14-15)
Craig Wilson, C/1B	1999	4/22/2001	Pittsburgh ('01-06), New York-NL ('06), Atlanta ('07)
Rob Mackowiak, UTIL	1999-00	5/19/2001	Pittsburgh ('01-05), Chicago-AL ('06-07), San Diego ('07), Washington ('08)
Dave Williams, LHP	2001	6/6/2001	Pittsburgh ('01-02, '04-05), Cincinnati ('06), New York-NL ('06-07)
Jarrod Patterson, 3B	2000	6/16/2001	Detroit ('01), Kansas City ('03)
Luis Figueroa, INF	1999-00	6/27/2001	Pittsburgh ('01), Toronto ('06), San Francisco ('07)
Humberto Cota, C	2000	9/9/2001	Pittsburgh ('01-07)
Brendan Donnelly, RHP	1999	4/9/2002	Los Angeles-AL ('02-06), Boston ('07), Cleveland ('08), Florida ('09), Pittsburgh ('10)
Ron Wright, 1B	1999	4/14/2002	Seattle ('02)
Kevin Pickford, LHP	2000	5/16/2002	San Diego ('02)
Matt Duff, RHP	1999-00	7/30/2002	St. Louis ('02)
Tony Alvarez, OF	2001-02	9/4/2002	Pittsburgh ('02, '04)
J.J. Davis, OF	2001-02	9/4/2002	Pittsburgh ('02-04), Washington ('05)
Chris Spurling, RHP	2001-02	4/2/2003	Detroit ('03, '05-06), Milwaukee ('06-07)
D.J. Carrasco, RHP	2000-01	4/2/2003	Kansas City ('03-05), Chicago-AL ('08-09), Pittsburgh ('10), Arizona ('10), New York-NL ('11-12)
Carlos Rivera, 1B	2001-02	6/22/2003	Pittsburgh ('03-04)
Mike Gonzalez, LHP	1999, '01-03	8/11/2003	Pittsburgh ('03-06), Atlanta ('07-09), Baltimore ('10-11), Texas ('11), Washington ('12), Milwaukee ('13)
John Grabow, LHP	2000-03	9/14/2003	Pittsburgh ('03-09), Chicago-NL ('09-11)
J.R. House, C	2001-03	9/27/2003	Pittsburgh ('03-04), Houston ('06, '08), Baltimore ('07)
Shawn Camp, RHP	2001, '03	4/5/2004	Kansas City ('04-05), Tampa Bay ('06-07), Toronto ('08-11), Chicago-NL ('12-13), Philadelphia ('14)
Jeff Bennett, RHP	2001, '03	4/6/2004	Milwaukee ('04), Atlanta ('07-09), Tampa Bay ('09)
Jose Castillo, INF	2003	4/7/2004	Pittsburgh ('04-07), San Francisco ('08), Houston ('08)
Mike Johnston, LHP	2003	4/7/2004	Pittsburgh ('04-05)
Chris Shelton, 1B/C	2003	4/15/2004	Detroit ('04-06), Texas ('08), Seattle ('09)
Anastacio Martinez, RHP	2003	5/22/2004	Boston '04
Sean Burnett, LHP	2003	5/30/2004	Pittsburgh ('04, '08-09), Washington ('09-12, '16), Los Angeles-AL ('13-14)
Sam McConnell, LHP	1999-00	6/25/2004	Atlanta ('04)
John Van Benschoten, RHP	2003, '06	8/18/2004	Pittsburgh ('04, '07-08)
Ian Snell, RHP	2003-04	8/20/2004	Pittsburgh ('04-09), Seattle ('09-10)
Jeff Keppinger, INF	2004	8/20/2004	New York-NL ('04), Kansas City ('06), Cincinnati ('07-08), Houston ('09-11), San Francisco ('11), Tampa Bay ('12), Chicago-AL ('13)
Frank Brooks, LHP	2003	8/27/2004	Pittsburgh ('04), Atlanta ('05)
Chris Duffy, OF	2003-04	4/7/2005	Pittsburgh ('05-07), Milwaukee ('09)
Ray Sadler, OF	2003-06	5/8/2005	Pittsburgh '05
Ryan Doumit, C	2001, '04	6/5/2005	Pittsburgh ('05-11), Minnesota ('12-13), Atlanta ('14)
Nate McLouth, OF	2004	6/29/2005	Pittsburgh ('05-09, '12), Atlanta ('09-11), Baltimore ('12-13), Washington ('14)
Zach Duke, LHP	2004, '10	7/2/2005	Pittsburgh ('05-10), Arizona ('11), Washington ('12-13), Cincinnati ('13, '19), Milwaukee ('14), Chicago-AL ('15-16), St. Louis ('16-17), Minnesota ('18), Seattle ('18)
Brad Eldred, 1B	2004-05	7/22/2005	Pittsburgh ('05, '07), Colorado ('10), Detroit ('12)
Paul Maholm, LHP	2005	8/30/2005	Pittsburgh ('05-11), Chicago-NL ('12), Atlanta ('12-13), Los Angeles-NL ('14)
Chris Heintz, C	2003	9/10/2005	Minnesota '05-07
Matt Capps, RHP	2005	9/16/2005	Pittsburgh ('05-09), Washington ('10, '12), Minnesota ('10-12)

HISTORY/RECORDS

MLB DEBUTS BY TEAM/YEAR

MLB Debut by Curve Alumni by Year		Players to Reach MLB by Curve Year	
1999.....1	2012.....11	1999.....15	2012.....15
2000.....9	2013.....10	2000.....18	2013.....11
2001.....8	2014.....6	2001.....15	2014.....15
2002.....6	2015.....6	2002.....9	2015.....19
2003.....6	2016.....14	2003.....16	2016.....14
2004.....12	2017.....7	2004.....10	2017.....17
2005.....12	2018.....14	2005.....12	2018.....19
2006.....6	2019.....13	2006.....14	2019.....14
2007.....6	2020.....9	2007.....11	2020.....0
2008.....7	2021.....5	2008.....10	2021.....9
2009.....3	2022.....13	2009.....13	2022.....2
2010.....4		2010.....18	
2011.....9		2011.....15	

Bryan Bullington, RHP	2004	9/18/2005	Pittsburgh ('05, '07), Cleveland ('08), Toronto ('09), Kansas City ('10)
Tom Gorzelanny, LHP	2004-05	9/20/2005	Pittsburgh ('05-09), Chicago-NL ('09-10), Washington ('11-12), Milwaukee ('13-14), Detroit ('15), Cleveland ('16)
Ronny Paulino, C	2003-05	9/25/2005	Pittsburgh ('05-08), Florida ('09-10), New York-NL ('11), Baltimore ('12)
Yurendell de Caster, INF	2004	5/21/2006	Pittsburgh ('06)
Josh Sharpless, RHP	2005-06	8/1/2006	Pittsburgh ('06-07)
Rajai Davis, OF	2005	8/14/2006	Pittsburgh ('06-07), San Francisco ('07-08), Oakland ('08-10, '17), Toronto ('11-13), Detroit ('14-15), Cleveland ('16, '18), Boston ('17), New York-NL ('19)
Brian Rogers, RHP	2006	9/1/2006	Pittsburgh ('06-07)
Carlos Maldonado, C	2005-06	9/8/2006	Pittsburgh ('06-07), Washington ('10, '12)
Shane Youman, LHP	2004-06	9/10/2006	Pittsburgh ('06-07)
Craig Stansberry, INF	2005-06	8/25/2007	San Diego ('07-09)
Romulo Sanchez, RHP	2005-07	8/26/2007	Pittsburgh ('07-08), New York-AL ('10)
Steven Pearce, 1B	2007	9/1/2007	Pittsburgh ('07-11), Baltimore ('12-16), Houston ('12), New York-AL ('12), Tampa Bay ('16), Toronto ('17-18), Boston ('18-19)
Nyjer Morgan, OF	2006	9/1/2007	Pittsburgh ('07-09), Washington ('09-10), Milwaukee ('11-12), Cleveland ('14)
Jonathan Albaladejo, RHP	2006-07	9/5/2007	Washington ('07), New York-AL ('08-10), Arizona ('12)
Dave Davidson, LHP	2006-07	9/6/2007	Pittsburgh ('07), Florida ('09)
Rico Washington, INF	2000-02	4/1/2008	St. Louis ('08)
Brian Bixler, INF	2006	4/6/2008	Pittsburgh ('08-09), Washington ('11), Houston ('12)
Brent Lillibridge, INF	2006	4/26/2008	Atlanta ('08), Chicago-AL ('09-12), Boston ('12), Cleveland ('12), Chicago-NL ('13), New York-AL ('13)
Jimmy Barthmaier, RHP	2008	6/27/2008	Pittsburgh ('08)
Yoslan Herrera, RHP	2007-08	7/12/2008	Pittsburgh ('08), Los Angeles-AL ('14)
Randy Ruiz, 1B/DH	2007	8/1/2008	Minnesota ('08), Toronto ('09-10)
Luis Cruz, INF	2008	9/2/2008	Pittsburgh ('08-09), Milwaukee ('10), Los Angeles-NL ('12-13), New York-AL ('13)
Ronald Belisario, RHP	2007-08	4/7/2009	Los Angeles-NL ('09-10, '12-13), Chicago-AL ('14), Tampa Bay ('15)
Andrew McCutchen, OF	2006-07	6/4/2009	Pittsburgh ('09-17), San Francisco ('18), New York-AL ('18), Philadelphia ('19-21), Milwaukee ('22)
Neil Walker, INF	2006-07	9/1/2009	Pittsburgh ('09-15), New York-NL ('16-17), Milwaukee ('17), New York-AL ('18), Miami ('19), Philadelphia ('20)
Jose Tabata, OF	2008-09	6/9/2010	Pittsburgh ('10-15)
Brad Lincoln, RHP	2009	6/9/2010	Pittsburgh ('10-12), Toronto ('12-13), Philadelphia ('14)
Pedro Alvarez, 3B	2009	6/16/2010	Pittsburgh ('10-15), Baltimore ('16-18)
Alex Presley, OF	2010	9/8/2010	Pittsburgh ('10-13), Minnesota ('13), Houston ('14-15), Milwaukee ('16), Detroit ('16-17)
Mike Crotta, RHP	2007, '09-10	4/3/2011	Pittsburgh ('11)
Daniel Moskos, LHP	2009-10	4/30/2011	Pittsburgh ('11)
Josh Harrison, 2B/3B	2010	5/31/2011	Pittsburgh ('11-18), Detroit ('19), Washington ('20-21), Oakland ('21)
Tony Watson, LHP	2009-10	6/8/2011	Pittsburgh ('11-17), Los Angeles-NL ('17), San Francisco ('18-21), Los Angeles-AL ('21)
Chase d'Arnaud, 2B/SS	2010	6/24/2011	Pittsburgh ('11-12, '14), Philadelphia ('15), Atlanta ('16-17), Boston ('17), San Diego ('17), San Francisco ('18)
Eric Fryer, C	2011	6/26/2011	Pittsburgh ('11-12, '16), Minnesota ('13-15), St. Louis ('16-17)
Aaron Thompson, LHP	2011	8/24/2011	Pittsburgh ('11), Minnesota ('14-15)
Jared Hughes, RHP	2008-11	9/7/2011	Pittsburgh ('11-16), Milwaukee ('17), Cincinnati ('18-19), Philadelphia ('19), New York-NL ('20)
Jeff Locke, LHP	2010-11	9/19/2011	Pittsburgh ('11-16), Miami ('17)
Matt Hague, 1B	2010	4/7/2012	Pittsburgh ('12, '14), Toronto ('15)
Gorkys Hernandez, OF	2009-10	5/21/2012	Pittsburgh ('12, '15), Miami ('12), San Francisco ('16-18), Boston ('19)
Jordy Mercer, 3B/2B/SS	2010-11	5/29/2012	Pittsburgh ('12-18), Detroit ('19-20), New York-AL ('20)
Starling Marte, OF	2011	7/26/2012	Pittsburgh ('12-19), Arizona ('20), Miami ('20-21), Oakland ('21), New York-NL ('22)
Todd Redmond, RHP	2007	8/18/2012	Cincinnati ('12), Toronto ('13-15)
Kyle McPherson, RHP	2011-12	8/20/2012	Pittsburgh ('12)
Justin Wilson, LHP	2010	8/20/2012	Pittsburgh ('12-14), New York-AL ('15), Detroit ('16-17), Chicago-NL ('17-18), New York-NL ('19-20)
Steve Lerud, C	2008-09	8/30/2012	Philadelphia ('12-13)
Brock Holt, 2B/SS	2011-12	9/1/2012	Pittsburgh ('12), Boston ('13-19), Milwaukee ('20), Washington ('20), Texas ('21)
Jean Machi, RHP	2009	9/3/2012	San Francisco ('12-15), Boston ('15), Seattle ('17)
Bryan Morris, RHP	2010-11	9/14/2012	Pittsburgh ('12-14), Miami ('14-16), San Francisco ('17)
Phil Irwin, RHP	2011-12	4/14/2013	Pittsburgh ('13), Texas ('14)



Andrew McCutchen (2006-07)



Gerrit Cole (2012)

Robbie Grossman, OF	2012	4/24/2013	Houston ('13-15), Minnesota ('16-18), Oakland ('19-20), Detroit ('21-22), Atlanta ('22)
Gerrit Cole, RHP	2012	6/11/2013	Pittsburgh ('13-17), Houston ('18-19), New York-AL ('20-22)
Brandon Crompton, RHP	2012-13	6/15/2013	Pittsburgh ('13-14), Toronto ('18)
Tony Sanchez, C	2011-13	6/23/2013	Pittsburgh ('13-15), Atlanta ('17)
Duke Welker, RHP	2011-12	6/23/2013	Pittsburgh ('13)
Vic Black, RHP	2012	6/25/2013	Pittsburgh ('13), New York-NL ('13-14)
Andrew Lambo, OF	2010-13	8/13/2013	Pittsburgh ('13-15), Oakland ('16)
Kris Johnson, LHP	2012	8/18/2013	Pittsburgh ('13), Minnesota ('14)
Stolmy Pimentel, RHP	2013	9/4/2013	Pittsburgh ('13-14), Texas ('15)
Casey Sadler, RHP	2013	5/2/2014	Pittsburgh ('14-15, '18), Tampa Bay ('19), Los Angeles-NL ('19), Chicago-NL ('20), Seattle ('20-21)
Rudy Owens, LHP	2010	5/23/2014	Houston ('14)
Jamie Romak, INF	2008-09	5/28/2014	Los Angeles-NL ('14), Arizona ('15)
Gregory Polanco, OF	2013	6/10/2014	Pittsburgh ('14-21)
Hunter Strickland, RHP	2012	9/1/2014	San Francisco ('14-18), Seattle ('19), Washington ('19), New York - NL ('20), Milwaukee ('21), Tampa Bay ('21), Los Angeles - AL ('21), Cincinnati ('22)
John Holdzkom, RHP	2014	9/2/2014	Pittsburgh ('14)
Diego Moreno, RHP	2010-11	6/22/2015	New York-AL ('15), Tampa Bay ('17)
Alex Dickerson, OF	2013	8/6/2015	San Diego ('15-16, '19), San Francisco ('19-21), Atlanta ('22)
Ramon Cabrera, C	2012, '14	9/5/2015	Cincinnati ('15-16)
Elias Diaz, C	2014	9/12/2015	Pittsburgh ('15-19), Colorado ('20-22)
Keon Broxton, OF	2014-15	9/21/2015	Pittsburgh ('15), Milwaukee ('16-18), New York-NL ('19), Baltimore ('19), Seattle ('19)
Yhonathan Barrios, RHP	2015	9/24/2015	Milwaukee ('15)
Alen Hanson, INF	2013-14	5/16/2016	Pittsburgh ('16-17), Chicago-AL ('17), San Francisco ('18), Toronto ('19)
A.J. Morris, RHP	2014	5/24/2016	Cincinnati ('16)
Jameson Taillon, RHP	2012-13	6/8/2016	Pittsburgh ('16-19), New York - AL ('21-22)
Adrian Sampson, RHP	2014	6/18/2016	Seattle ('16), Texas ('18-19), Chicago - NL ('21-22)
Jacob Stallings, C	2012, '15	6/19/2016	Pittsburgh ('16-21), Miami ('22)
Adam Frazier, SS/OF	2015	6/24/2016	Pittsburgh ('16-21), San Diego ('21), Seattle ('22)
Chad Kuhl, RHP	2015	6/26/2016	Pittsburgh ('16-18, '20-21), Colorado ('22)
Dustin Molleken, RHP	2009-10	7/4/2016	Detroit ('16)
Steven Brault, LHP	2015	7/5/2016	Pittsburgh ('16-21), Chicago-NL ('22)
Tyler Glasnow, RHP	2015	7/7/2016	Pittsburgh ('16-18), Tampa Bay ('18-22)
Josh Bell, 1B/RF	2014-15	7/8/2016	Pittsburgh ('16-20), Washington ('21-22), San Diego ('22)
Max Moroff, 2B	2015	7/31/2016	Pittsburgh ('16-18), Cleveland ('19), St. Louis ('21)
JaCoby Jones, SS/OF	2015	8/30/2016	Detroit ('16-21)
Joely Rodriguez, RHP	2014	9/11/2016	Philadelphia ('16-17), Texas ('20-21), New York-AL ('21), New York-NL ('22)
Willy Garcia, OF	2014-15	4/14/2017	Chicago-AL ('17)
Jose Osuna, 1B/OF	2015-16	4/18/2017	Pittsburgh ('17-20)
Dovydas Neverauskas, RHP	2016	4/24/2017	Pittsburgh ('17-20)
Gift Ngoepe, INF	2013-15, '19	4/26/2017	Pittsburgh ('17), Toronto ('18)
Edgar Santana, RHP	2016	6/10/2017	Pittsburgh ('17-18), Atlanta ('21)
Jordan Luplow, LF	2017	7/28/2017	Pittsburgh ('17-18), Cleveland ('19-21), Tampa Bay ('21), Arizona ('22)
Angel Sanchez, RHP	2014-15	8/24/2017	Pittsburgh ('17)
Clay Holmes, RHP	2016	4/6/2018	Pittsburgh ('18-21), New York-AL ('21-22)

HISTORY RECORDS

PIRATES' MLB REHAB ASSIGNMENTS

Below are the Major League rehab assignments that have come through Altoona in the history of the franchise.

*Denotes player that played for the Curve before reaching the Majors

PLAYER	YEAR	INJURY	PLAYER	YEAR	INJURY
Marc Wilkins	1999 (4/16-4/24)	Right Shoulder	Juan Cruz	2012 (8/6-8/9)	R Shoulder Inflammation
Francisco Cordova	1999 (5/3-5/8)	Shoulder Inflammation	Francisco Liriano	2013 (4/20)	Fractured Right Arm
Jason Christiansen	1999 (5/22-5/25)	Strained Neck	Charlie Morton	2013 (4/23-28, 5/16-21)	Right Elbow (TJ Surgery)
Turner Ward	1999 (6/23-6/24)	Right Knee	Neil Walker*	2013 (5/9-5/13)	Right Hand Laceration
Javier Martinez	1999 (6/28-7/26)	Torn Arm Ligament	Jeff Karstens	2013 (5/18)	R Shoulder Inflammation
Ivan Cruz	1999 (7/22-7/25)	Strained Right Elbow	Chase d'Arnaud*	2013 (5/19-5/23)	Torn Thumb Ligament
Rich Loiselle	2000 (4/26-5/21)	Right Elbow Surgery	James McDonald	2013 (5-27, 6/1)	R Shoulder Discomfort
Adrian Brown	2000 (7/2-7/3)	Strained Left Hamstring	Jared Hughes*	2013 (7/17)	R Shoulder Inflammation
Brad Clontz	2000 (8/25-9/4)	Right Elbow	Travis Snider	2013 (8/19, 8/20)	Left Big Toe Discomfort
Francisco Cordova	2001 (4/13-4/30)	Right Shoulder & Elbow	Jason Grilli	2013 (8/31, 9/2)	Right Forearm Strain
Adrian Brown	2001 (4/28)	Right Elbow	Wandy Rodriguez	2014 (5/1, 5/6)	Right Knee Inflammation
Adrian Brown	2001 (5/7-5/13)	Right Shoulder	Clint Barmes	2014 (8/14, 8/16)	Left Groin Strain
Terry Mulholland	2001 (7/27-7/28)	Broken Index Finger	Charlie Morton	2014 (8/28)	Sports Hernia, Right Hip
Jose Silva	2001 (8/31-9/2)	Broken Right Leg	Chris Stewart	2015 (4/9-4/10)	Hamstring
Kris Benson	2002 (5/7)	Right Elbow	Charlie Morton	2015 (5/8)	Hip
Armando Rios	2002 (6/9)	Left Knee Contusion	Rob Schahll	2015 (8/11)	Right Forearm Tightness
Ryan Vogelsong	2002 (7/23-8/2)	Right Elbow	Ryan Vogelsong	2016 (7/10-7/15)	Facial Fractures
Sean Casey	2002 (5/26-5/28)	Lower Back Fracture	Elias Diaz*	2016 (7/16-19)	R Elbow Debridement
Chip Walls	2006 (6/15)	Blocked Artery, R Shoulder	Chris Stewart	2016 (8/12-9/2)	Left Knee Discomfort
John Van Benschoten*	2006 (8/14)	Right Shoulder	Tyler Glasnow*	2016 (8/14-8/22)	R Shoulder Discomfort
Ryan Doumit*	2006 (8/20-8/22)	Torn Left Hamstring	Jameson Taillon*	2017 (5/28)	Groin Discomfort
Jack Woolm*	2008 (5/20-5/26)	Right Calf	Joe Musgrove	2018 (5/7)	Right Shoulder Strain
Ryan Doumit*	2008 (6/3-6/5)	Left Thumb Fracture	Josh Harrison*	2018 (5/14-5/18)	Left Hand Fracture
Chris Duffy*	2008 (6/15-7/3)	Left Shoulder Surgery	Enny Romero	2018 (6/15-6/17)	L Shoulder Impingement
Matt Capps*	2008 (8/12-8/15)	Right Shoulder	Francisco Cervelli	2018 (7/5-7/6)	Concussion
Phil Dumrat	2009 (7/30-7/31)	Left Shoulder	Nick Burdi*	2018 (7/23-7/31)	Right Elbow (TJ Surgery)
Donnie Veal	2009 (8/19-9/7)	Sprained Left Index Finger	Clay Holmes*	2019 (8/5-8/11)	R Triceps Inflammation
Ross Ohlendorf	2010 (5/3-5/7)	Stiff Back	Francisco Cervelli	2019 (8/11)	Concussion
Jack Taschner	2010 (5/28-5/31)	Left Hamstring Tightness	Duane Underwood Jr.	2022 (5/10, 6/28-7/3)	R Hamstring Strain, COVID
Zach Duke*	2010 (7/5-7/12)	Left Elbow Pronator Strain	Tucupita Marcano	2022 (6/28-6/30)	COVID
Mike Crotta*	2011 (6/17)	Right Elbow	Dillon Peters	2022 (6/28-7/4)	Back
Joe Beimel*	2011 (7/4-7/10)	L Elbow Inflammation			
Ross Ohlendorf	2011 (7/24)	R Shoulder Posterior Strain			
Jeff Karstens	2012 (5/21, 6/19)	R Shoulder Inflammation			

Nick Kingham, RHP	2013-14, '16, '18	4/29/2018	Pittsburgh ('18-19), Toronto ('19)
Brandon Mann, LHP	2014	5/13/2018	Texas ('18)
Austin Meadows, OF	2015-16	5/18/2018	Pittsburgh ('18), Tampa Bay ('18-21), Detroit ('22)
Robert Stock, RHP	2015	6/24/2018	San Diego ('18-19), Boston ('20), Chicago-NL ('21), New York-NL ('21)
Tanner Anderson, RHP	2017	7/2/2018	Pittsburgh ('18, '21), Oakland ('19)
Jeremy Bleich, LHP	2015	7/13/2018	Oakland ('18)
Alex McRae, RHP	2016-17	8/1/2018	Pittsburgh ('18-19), Chicago-AL ('20-21)
Kevin Newman, SS	2016-17	8/16/2018	Pittsburgh ('18-22)
Daniel Zamora, RHP	2017	8/17/2018	New York-NL ('18-19), Seattle ('21)
Pablo Reyes, UTIL	2017-18	9/2/2018	Pittsburgh ('18-19), Milwaukee ('21-22)
Kevin Kramer, 2B	2017	9/5/2018	Pittsburgh ('18-19)
Reese McGuire, C	2016	9/6/2018	Toronto ('18-21), Chicago-AL ('22), Boston ('22)
Nick Burdi, RHP	2018	9/11/2018	Pittsburgh ('18-20)
Connor Joe, OF	2017	3/28/2019	San Francisco ('19), Colorado ('21-22)
Jason Martin, OF	2018	4/6/2019	Pittsburgh ('19-20), Texas ('21)
Cole Tucker, SS	2017-18	4/20/2019	Pittsburgh ('19-22)
Bryan Reynolds, OF	2018	4/20/2019	Pittsburgh ('19-22)
Taylor Hearn, LHP	2018	4/25/2019	Texas ('19-22)
Montana DuRapau, RHP	2015-18	5/9/2019	Pittsburgh ('19)
Harold Ramirez, OF	2016	5/11/2019	Miami ('19-20), Cleveland ('21), Tampa Bay ('22)
Geoff Hartlieb, RHP	2018	5/18/2019	Pittsburgh ('19-21), New York-NL ('21)
Josh Smith, LHP	2015-16	5/25/2019	Cleveland ('19), Miami ('19-20)
Mitch Keller, RHP	2017-18	5/27/2019	Pittsburgh ('19-22)
Dario Agrazal, RHP	2017-19	6/15/2019	Pittsburgh ('19)
Luis Escobar, RHP	2018	7/13/2019	Pittsburgh ('19)
James Marvel, RHP	2018-19	9/8/2019	Pittsburgh ('19)
JT Brubaker, RHP	2017-18	7/26/2020	Pittsburgh ('20-22)
Cody Ponce, RHP	2019	8/2/2020	Pittsburgh ('20-21)
Nick Mears, RHP	2019	8/8/2020	Pittsburgh ('20-22)
Brandon Waddell, LHP	2016-2019	8/14/2020	Pittsburgh ('20), Minnesota ('21), Baltimore ('21), St. Louis ('21)
Will Craig, 1B	2018	8/27/2020	Pittsburgh ('20)
Wyatt Mathisen, INF	2017-2018	9/7/2020	Arizona ('20-21)
Blake Cederling, RHP	2019	9/15/2020	Pittsburgh ('20)
Jared Oliva, OF	2019	9/21/2020	Pittsburgh ('20-21)
Jake Brentz, LHP	2019	4/3/2021	Kansas City ('21-22)
Hunter Owen, INF	2019	5/5/2021	Pittsburgh ('21)
Max Kranick, RHP	2021	6/27/2021	Pittsburgh ('21-22)
Roansy Contreras	2021	9/29/2021	Pittsburgh ('21-22)
Oneil Cruz, INF	2019	10/2/2021	Pittsburgh ('21-22)
Diego Castillo, INF	2021	4/7/2022	Pittsburgh ('22)
Beau Sulser, RHP	2019	4/26/2022	Pittsburgh ('22)
Jack Suwinski, OF	2021-2022	4/26/2022	Pittsburgh ('22)
Cam Allred, LHP	2021	5/12/2022	Pittsburgh ('22)
Cal Mitchell, OF	2021	5/24/2022	Pittsburgh ('22)
Yerry De Los Santos, RHP	2021	5/25/2022	Pittsburgh ('22)
Canaan Smith-Njigba, OF	2021	6/14/2022	Pittsburgh ('22)
Jason Delay, C	2019-22	6/14/2022	Pittsburgh ('22)
Cam Vieau, LHP	2018-21	6/17/2022	Pittsburgh ('22)
Liover Peguero, INF	2022	6/18/2022	Pittsburgh ('22)
Bligh Madris, OF	2019-21	6/20/2022	Pittsburgh ('22)
Luis Ortiz, RHP	2022	9/13/2022	Pittsburgh ('22)
Ji-Hwan Bae, INF/OF	2021	9/23/2022	Pittsburgh ('22)

MLB BEFORE ALTOONA

Listed below are the players who had previous major league experience prior to playing for the Altoona Curve (not including players assigned to Altoona on a major league rehab assignment).

PLAYER	ALT YRS	PREV. MLB	PLAYER	ALT YRS	PREV. MLB	PLAYER	ALT YRS	PREV. MLB
Steve Bieser, C	1999	NYM, PIT	Mike Moriarty, INF	2004	BAL	Hector Gimenez, UTL	2009-10	HOU, LAD, CWS
Enrique Burgos, RHP	1999	KC, SF	Scott Sheldon, INF	2004	OAK, TEX	Craig Hansen, RHP	2010	BOS, PIT
Matt Dunbar, LHP	1999	FLA	Blake Stein, RHP	2004	OAK, KC	Brandon Jones, OF	2010	ATL
Todd Dunn, OF	1999	MIL	Tom Evans, INF	2004-05	TOR, TEX	Anthony Claggett, RHP	2010-11	NY Y
Joey Long	1999	SD	Jose Bautista, 3B	2005	BAL, TB, KC, PIT	Chris Leroux, RHP	2011	FLA, PIT
Mike Robertson	1999	CWS, PHI, ARI	Howie Clark, OF	2005	BAL, TOR	Josh Rodriguez, INF	2011	PIT
Mel Rosario, C	1999	BAL	Hansel Iquintero, RHP	2005	FLA	Brett Sinkbeil, RHP	2011	FLA
John Wehner, INF	1999, 01	PIT, FLA	Justin Kaye, RHP	2005	SEA	Donnie Veal, LHP	2011	PIT
Jimmy Anderson, LHP	2000	PIT	Jason Roach	2005-07	NYM	Logan Kensing, RHP	2012	FLA, WSH
Keith Williams, OF	2000	SF	Rich Thompson, OF	2005-06	KC, TB	Shairon Martis	2012	WSH
Mike Garcia, RHP	2001	PIT	Travis Chapman, OF	2006	PHI	Aaron Poreda, RHP	2012	CWS, SD
Scarborough Green, OF	2001	STL, TEX	Brandon Knight, RHP	2006	NY Y	Jose Contreras, RHP	2013	NY Y, CWS, COL, PHI, PIT
Shane Monahan, OF	2001	SEA	Blaine Neal, RHP	2006	FLA, BOS, COL	Ali Solis, C	2013	SD
Chris Peterson, INF	2001	COL	Simon Pond	2006	TOR	Collin Balester, RHP	2015	WSH, DET
Jason Phillips, RHP	2001	PIT	Nerio Rodriguez, RHP	2006	BAL, TOR, CLE, STL	Johnny Hellweg, RHP	2017	MIL
Jim Dougherty, RHP	2002	HOU, OAK, PIT	Jorge Vasquez, RHP	2006	KC	Jackson Williams, C	2017-18	COL, SF
Brian Looney, LHP	2002	MTL, BOS	Peter Bergeron, OF	2007	MTL	John Bormann	2018	PIT
Kevin Sefcik, INF	2002	PHI, COL	Dewon Brazelton, RHP	2007	TB, SD	Vicente Campos	2019	ARI
Ryan Vogelsson, RHP	2002	SF, PIT	Russ Johnson, INF	2007	HOU, TB, NY Y	Tom Koehler	2019	MIA, TOR
Tom Fordham	2003	CWS	Jesse Paniagua, RHP	2007	MTL, SEA, DET, CWS	Darnell Sweeney	2019	PHI, TOR
Chan Perry, INF	2003	CLE, KC	Alay Soter, RHP	2007	NYM	Rodolfo Castro	2021	PIT
Kevin Nicholson, INF	2003-04	SD	Chris Truby, INF	2007	HOU, DET, MTL, TB	Tucupita Marcano	2022	SD
Mike Crudale, RHP	2004	STL, MIL	Melvin Dorta, INF	2008	WSH			
Tomas de la Rosa	2004	MON	Dan Reichert, RHP	2008	KC, TOR			
Andrew Lorraine, LHP	2004	CAL, CWS, OAK, SEA, CHC	Miguel Perez, C	2008-09, 12-13	CIN			
David Lundquist	2004	CWS, SD	Pedro Lopez, INF	2009	CWS, CIN			
Donaldo Mendez	2004	SD	Anderson Machado	2009	PHI, CIN, COL			

ALL-TIME ROSTER: ALPHABETICAL

KEY: **BOLD** - MLB Experience | +++ - MLB Experience before joining Curve | *** - MLB Rehab Assignment | ^ - Year of MLB Rehab

-A-
 AGAMENNONE, Brandon (RHP)
AGRAZAL, Darío (RHP)
 AGUIERO, Ramon (RHP)
 AH YAT, Paul (LHP)
ALBALADEJO, Jonathan (RHP)
 ALCALA, Jason (RHP)
 ALDERSON, Tim (RHP)
 ALEMAIS, Stephen (INF)
ALLDRED, Cam (LHP)
 ALLIE, Stetson (1B/OF)
 ALVARADO, Carlos (RHP)
 Alvarez, Andres (INF/OF)
ALVAREZ, Pedro (3B)
 ALVAREZ, Rafael (OF)
ALVAREZ, Tony (OF)
 ALVAREZ, Victor (3B)
 AMARAL, Daniel (OF)
ANDERSON, Jimmy (LHP)+++
ANDERSON, Tanner (RHP)
 ANTELO, Derek (RHP)
ARROYO, Bronson (RHP)
 ASCHE, Mike (OF)
 ASTACIO, Olivo (RHP)
 AYERS, Mike (LHP)

-B-
BAE, Ji-Hwan (INF/OF)
 BAKER, Nathan (LHP)
BAKER, Nathan (LHP)
BAKSTER, Collin (RHP)+++
BARMES, Clint (SS)***
 BARNES, Barrett (OF)
 BARNES, B.J. (OF)
 BARON, Jim (RHP)
BARRIOS, Yhonathan (RHP)
BARTHMAIER, Jimmy (RHP)
 BASS, Jayson (OF)
BAUTISTA, Jose (3B)+++
 BECKMAN, Ryan (RHP)
BEIMEL, Joe (LHP)
BELISARIO, Ronald (RHP)
BELL, Josh (OF/1B)
 BELLOMY, Bear (RHP)
 BELTRAN, Alonso (RHP)
 BENEDICT, Matt (RHP)
BENNETT, Jeff (RHP)
BENSON, Kris (RHP)***
BERGERON, Peter (OF)+++
 BIDO, Osvaldo (RHP)
BIESER, Steve (C)+++
 BIMEAL, Matt (RHP)
 BINS, Carter (C)
 BISSONNETTE, Josh (INF)
BIXLER, Brian (SS)
BLACK, Vic (RHP)
 BLACKWELL, Chad (RHP)
BLEICH, Jeremy (LHP)
 BLOOM, Kyle (LHP)
 BOEVE, Adam (OF)
 BOLESKA, Tom (RHP)
 BOLTON, Cody (RHP)
 BONIFAY, Josh (OF)
 BOONE, James (OF)
 BORDEN, Buddy (RHP)
BORMANN, John (C)+++
 BORMER, Brady (LHP)
 BOUKNIGHT, Kip (RHP)
 BOWERS, Jason (INF)
 BRADLEY, Bobby (RHP)
 BRADY, Sean (LHP)
BRAULT, Steven (LHP)
BRAZELTON, Devon (RHP)+++
BRENTZ, Jake (LHP)
 BRESNEHAN, Patrick (RHP)
 BROMBERG, David (RHP)
BROOKS, Frank (LHP)
BROWN, Adrian (OF)***
 BROWN, Alvin (RHP)
 BROWN, Jason (C)
 BROWN, Kelson (IF)
BROXTON, Keon (OF)
BRUBAKER, J.T. (RHP)
 BRUCE, Mo (INF)
 BRYANT, Matt (OF)
BULLINGTON, Bryan (RHP)
BURDI, Nick (RHP)***
BURGOS, Enrique (RHP)+++
BURNETT, Sean (LHP)
 BURNSIDE, Adrian (LHP)
 BURREWS, Mike (RHP)
 BURTON, Darren (OF)
 BUSBY, Dylan (INF)
 BUTTLER, Vic (OF)

-C-
CABRERA, Ramon (C)
CAMP, Shawn (RHP)
CAMPOS, Vicente (RHP)+++
 CANDELARIO, Eddi (RHP)
CAPPS, Matt (RHP)
CARRASCO, D.J. (RHP)
 CARUSO, Joe (INF)
 CASE, Brad (RHP)
CASEY, Sean (1B)***
CASTILLO, Diego (INF)
CASTILLO, Jose (INF)

2004
2017-19
 2009-10
 1999
2006
 2004
 2009-13
 2018-19
2021
 2014-16
 2000-01
 2022
2009
 2006
2001-02
 2008
 2021-22
2000
2017
 2008
1999
 1999
 2007
 1999-01

2021
 2012-14
2014-15
2014^
 2015-16
 2001, 03
 1999
2015
2008, 10
 2000-01
2005
 2012-14
2000, 2011^
2007-08
2014-15
 2022
 1999
 2014-15
2001, 03
2002^
2007
 2021
1999
 2004
 2021-22
 2021-22
2006
2012
 2006
2015
 2007-09
 2005-07
 2010-11
 2019
 2003-05
 2008-09
 2017
2018
 2003-06
 2007
 2007-08
 2004
 2019
2015
2015
2007
2017-19
 2007-08
 2013
2003
2000^, 2001^
 1999
 2002
 2012-14
2014-15
2017-18
 2001
 1999
2004
2018^
1999
2003
 2001-02
 2022
 2000-01
 2021
 2005-07

2012, 14
2001, 03
2019
 2004-05
2005, 08^
2000-01
 2002-03
 2021-22
2006^
2021
2003

CASTORRI, Christian (RHP)
 CASTRO, Orlando (LHP)
CASTRO, Rodolfo (INF)+++
CEDERLIND, Blake (RHP)
CERVELLI, Francisco (C)***
 CESAR, Joel (RHP)
 CERVETTE, Dan (LHP)
 CHALK, Brad (OF)
 CHAMBERS, Evan (OF)
 CHANEY, Mike (LHP)
 CHANG, Ray (INF)
CHAPMAN, Travis (3B)+++
 CHAVES, Brandon (INF)
 CHAVEZ, Zane (C)
 CHEN, Yung-Chi (INF/OF)
 CHIAFFREDDO, Paul (C)
 CHIAVACCI, Ron (RHP)
CHRISTIANSEN, Jason (LHP)***
 CHRYSLER, Clint (LHP)
 CITTA, Brendt (INF)
CLAGGETT, Anthony (RHP)+++
CLARK, Howie (OF)+++
CLONTZ, Brad (RHP)+++
 COCKRELL, Mike (INF)
 COFIELD, Kyle (RHP)
COLE, Gerrit (RHP)
 COLLEY, Austin (RHP)
 COLLA, Mike (RHP)
 CONNOLLY, Mike (LHP)
CONTRERAS, Jose (RHP)+++
CONTRERAS, Roansy (RHP)
CORDOVA, Francisco (RHP)***
 CORLEY, Brad (OF)
 CORSALETTI, Jeff (OF)
 CORTES, Jorge (OF)
COTA, Humberto (C)
 COX, Tyler (LHP)
CRAIG, Will (1B)
 CREASY, Jason (RHP)
CROTA, Mike (RHP)
CRUDDALE, Mike (RHP)+++
CRUZ, Ivan (1B)***
CRUZ, Juan (RHP)***
CRUZ, Luis (INF)
 CRUZ, Omar (LHP)
CRUZ, Oneil (SS)
CUMPTON, Brandon (RHP)
 CUNNINGHAM, Jarek (2B/3B)
 CURRY, Matt (1B)
 CUTLER, Charlie (C)

-D-
 DANIELS, David (RHP)
d'ARNAUD, Chase (2B/SS)^
DAVIDSON, Dave (LHP)
 DAVIS, Henry (C/OF)
DAVIS, J.J. (OF)
 DAVIS, Jonah (OF)
DAVIS, Kane (RHP)
DAVIS, Rajai (OF)
 de **CASTER, Yurendell (INF)**
DeHAAN, Kory (OF)
 DELANEY, Jason (1B/OF)
 de la **ROSA, Tomas (INF)+++**
DE LOS SANTOS, Yerry (RHP)
DELAY, Jason (C)
 de LEON, Emmanuel (RHP)
 de los **SANTOS, Jose (INF)**
 DEROSSO, Tony (INF)
 DESCHENES, Marc (RHP)
 DIAZ, Christopher (INF)
DIAZ, Elias (C)
DICKERSON, Alex (OF)
 DICKSON, Cody (LHP)
 DIORIO, Mike (RHP)
 DODSON, Zack (LHP)
 DOMBKOWSKI, Nick (LHP)
 DONALDSON, Bo (RHP)
DONNELLY, Brendan (RHP)
DORTA, Melvin (INF)+++
DOUGHERTY, Jim (RHP)+++
 DOUGHERTY, Tony (RHP)
DOUMIT, Ryan (C)
 DUBEE, Michael (RHP)
DUFF, Matt (RHP)
DUFFY, Chris (OF)
DUKE, Zach (LHP)
DUMATRAIT, Phil (LHP)***
DUNBAR, Matt (LHP)+++
 DUNCAN, Frank (RHP)
DUNN, Todd (OF)+++
DuRAPAU, Montana (RHP)
 DURHAM, Miles (OF/1B)

-E-
 ECKELMAN, Matt (RHP)
 ECONOMOS, Nicholas (RHP)
ELDRED, Brad (1B)
 ELLIOTT, Justin (C)
 EMSLEY-PAI, Kawika (C)
 EPPLER, Tyler (RHP)
 ESCOBAR, Elvis (OF/LHP)
ESCOBAR, Luis (RHP)
 ESPINAL, Edwin (1B)
 EVANS, Lee (C)
EVANS, Tom (INF)+++

2008-09
 2014
2021
2019
2018^, 19^
 2019
 2013
 2011
 2012
 2001
 2008-09
2006
 2004-07
 2017
 2010
 2005
 2005
1999^
 2001-03
 2021-22
2010-11
2005
2000
 2004
 2012
2012
 2017-19
 2010-12
 2003-06
2013
2021
1999^, 2001^
 2007-09
 2009
 2004-05
2000
 2011
2018
 2015-16
2007, 2009-11
2004
1999^
2012^
2008
 2021-22
2019-21
2012-13, 2017
 2012-14
 2011-14
 2012-13
 1999
2010, 2013^
2004-08
 2022
2001-02
 2021
1999
2005
2004
1999
 2007-09
2004
2021
2019-22
 2014
 2010
 2002
 2002
 2016-17
2014, 2016^
2013
 2016-17
 2001
 2013-15
 2022
 2001
1999
2008
2002
2002
2001, 04, 06^, 08^
 2009-11
1999-00
2003-04, 08^
2004, 10^
 2009^
1999
 2016
1999
2018
 2015-16
 2016-19
2018
 2016-17
 2000-01
2004-05

HISTORY/RECORDS

ALL-TIME ROSTER: ALPHABETICAL



FALCON, Omar (C)	2007	JIMENEZ, Joe (C)	2021
FARRELL, Jeremy (3B)	2011-12	JOE, Connor (1B/OF)	2017
FELIZ, Anderson (INF/OF)	2016-17	JOHNSON, Blair (RHP)	2008
FERNANDEZ, Alex (OF)	2007	JOHNSON, James (LHP)	2005-06
FIGUEROA, Luis (INF)	1999-00	JOHNSON, Kris (LHP)	2012
FINEGAN, Brian (INF)	2008	JOHNSON, Russ (INF)+++	2007
FINOL, Claudio (INF)	2021-22	JOHNSTON, Mike (LHP)	2003
FLOWERS, J.C. (RHP)	2022	JONES, Brandon (OF)+++	2010
FORD, Shelby (INF)	2008-11	JONES, JaCoby (SS)	2015
FORDHAM, Tom (LHP)+++	2003	JORGENSEN, Tim (INF)	1999
FOSTER, Zach (RHP)	2012	JUNKER, Cameron (RHP)	2022
FRANCE, Aaron (RHP)	1999-01		
FRAIZER, Matt (OF)	2021-22	-K-	
FRAZIER, Adam (SS/OF)	2015	KAISER, Connor (INF)	2021
FRIDAY, Brian (SS)	2009	KAMINSKA, Kyle (RHP)	2012
FRYER, Eric (C)	2011	KARSTENS, Jeff (RHP)***	2012^, 13^
FURNISS, Eddy (1B)	2000	KASPAREK, Kenn (RHP)	2013-14
		KAYE, Justin (RHP)+++	2005
		KELLER, Mitch (RHP)	2017-18
-G-		KELLEY, Christian (C)	2018
GAFFNEY, Tyler (OF)	2018	KENSING, Logan (RHP)+++	2012
GALVEZ, Randy (RHP)	2001	KEPPINGER, Jeff (INF)	2004
GAMACHE, Dan (INF)	2014-15	KESELICA, Sean (LHP)	2017-19
GARCIA, Al (RHP)	1999	KING, Brad (C)	2002
GARCIA, Mike (RHP)+++	2001	KINGHAM, Nick (RHP)	2013-14, 16, 18
GARCIA, Oliver (RHP)	2022	KIRBY, Nathan (LHP)	2002
GARCIA, Willy (OF)	2014-15	KNIGHT, BRANDON (RHP)+++	2021
GARCIA, Yeudy (RHP)	2017-19	KOBOS, Will (RHP)	2022
GARDNER, Will (RHP)	2021	KOCH, Grant (C)	2021-22
GARRETT, Shawn (OF)	2002-03	KOEHLER, Tom (RHP)+++	2019
GEORGE, Jordan (1B/OF)	2017-18	KRAMER, Kevin (INF)	2017
GERMAN, Angel (RHP)	2019	KRANICK, Max (RHP)	2021
GIARD, Ken (RHP)	1999	KRAUSE, Kevin (OF)	2018
GIMENEZ, Hector (C/UTL)+++	2009-10	KREBS, Eric (RHP)	2009
GLASNOW, Tyler (RHP)	2015, 2016^	KROL, Noah (RHP)	2011
GLENDINNING, Robbie (INF)	2019	KUCHNO, John (RHP)	2015-17
GONZALES, Nick (INF)	2022	KUHL, Chad (RHP)	2015
GONZALEZ, Angel (INF)	2008-09		
GONZALEZ, Elevys (INF)	2012	-L-	
GONZALEZ, Felipe (RHP)	2015	LAKIND, Jared (LHP)	2016-17
GONZALEZ, Domingo (RHP)	2022	LAMBO, Andrew (OF)	2010-13
GONZALEZ, Mike (LHP)	1999, 01-03	LANGSTON, Jay (INF)	2001
GORSKI, Matt (OF)	2022	LANKFORD, Derrick (OF)	2000-01
GORZELANNY, Tom (LHP)	2004-05	LATIMORE, Quincy (OF)	2011-12
GRABOW, John (LHP)	2000-03	LEACH, Brian (RHP)	2011
GRAVELLE, Nick (LHP)	2002	LEE, Taber (INF)	2005-07
GREEN, Scarborough (OF)+++	2001	LEMONIS, Chris (INF)	2002
GRILL, Jason (RHP)***	2013^	LEROUX, Chris (RHP)+++	2011
GROSSMAN, Robbie (OF)	2012	LERUD, Steve (C)	2008-09
GUERRERO, Emiliis (RHP)	2008	LILLIBRIDGE, Brent (INF)	2004
GUY, Brad (RHP)	2000-03	LINCOLN, Brad (RHP)	2009
GUZMAN, Javier (INF)	2005-07	LIRANZO, Jesus (RHP)	2018-19
GUZMAN, Wilson (LHP)	2000	LIRIANO, Francisco (LHP)***	2013^
		LOCKE, Jeff (LHP)	2010-11
-H-		LOISELLE, Rich (RHP)***	2000^
HAAD, Yamid (C)	1999-01	LONG, Garrett (OF)	1999-00
HAGUE, Matt (1B)	2010	LONG, Joey (RHP)+++	1999
HALEY, Trey (RHP)	2016	LOONEY, Brian (LHP)+++	2002
HAMMAN, Corey (LHP)	2008-10	LOPEZ, Jose (RHP)	2001-02
HANKINS, Derek (RHP)	2007-10	LOPEZ, Junior (RHP)	2016
HANSEN, Craig (RHP)+++	2010	LOPEZ, Pedro (INF)+++	2009
HANSON, Allen (SS/2B)	2013-14	LOREE, Mike (RHP)	2011
HARLAN, Tom (LHP)	2014-15	LORENZANA, Luis (INF)	1999-00
HARRISON, Josh (2B/3B)	2010, 2018^	LORENZO, Matt (RHP)	2006
HARTLIEB, Geoff (RHP)	2018	LORRAINE, Andrew (LHP)+++	2004
HARTS, Jeremy (LHP)	2004-05	LUDWIG, Pat (RHP)	2014
HARVEY, Kris (RHP)	2012	LUNDQUIST, Dave (RHP)+++	2004
HAVERBUSCH, Kevin (INF)	1999-02	LUPLOW, Jordan (OF)	2015-17
HAYES, Ke'Bryan (3B)	2018	LYTLE, Chaz (OF)	2005-06
HEARN, Taylor (LHP)	2018		
HEINTZ, Chris (C)	2003	-M-	
HELLWEG, Johnny (RHP)+++	2017	MacGREGOR, Travis (RHP)	2021-22
HELTON, Bret (RHP)	2018	MACHADO, Anderson (INF)+++	2009
HENRIQUEZ, Ralph (C)	2014	MACHI, Jean (RHP)	2009
HEREDIA, Luis (RHP)	2017	MACIAS, Fabricio (OF)	2022
HERNANDEZ, Alex (OF)	1999-00	MACKOWIAK, Rob (INF)	1999-00
HERNANDEZ, Chris (RHP)	2006-08	MADRIS, Bligh (OF)	2019-21
HERNANDEZ, Gorkys (OF)	2009-10	MAFFEI, Justin (OF)	2016-17
HERNANDEZ, Jose (OF)	2011	MAGGI, Drew (IF)	2012-14
HERNANDEZ, Raul (C)	2021	MAHOLM, Paul (LHP)	2005
HERRERA, Yostan (RHP)	2007-09	MALDONADO, Carlos (C)	2005-07
HERRON, Tyler (RHP)	2009	MANASA, Alex (RHP)	2021
HIGHTOWER, Scooter (RHP)	2018-19	MANN, Brandon (LHP)	2014
HILL, Josh (RHP)	2008-09	MANN, Derek (INF)	2001
HILL, Logan (OF/1B)	2017-19	MANZUETA, Roberto (RHP)	2000-01
HIRSCH, Henry (RHP)	2016	MARCANO, Tucupita (INF/OF)+++	2022
HOLDZKOM, John (RHP)	2014	MARRO, Christian (OF)	2012
HOLDZKOM, Lincoln (RHP)	2009	MARTE, Starling (OF)	2011
HOLLIDAY, Brian (LHP)	2008	MARTIN, Greg (LHP)	2005
HOLLINGSWORTH, Ethan (RHP)	2013	MARTIN, Jason (OF)	2018
HOLMES, Clay (RHP)	2016, 2019^	MARTIN, Jeff (RHP)	2000
HOLT, Brock (2B/SS)	2011-12	MARTIN, Justin (INF)	2001
HOUSE, J.R. (C)	2001-03	MARTIN, Mason (INF)	2021
HOWARD, Justin (1B/OF)	2013-14	MARTINEZ, Anastasio (RHP)	2003
HUGHES, Jared (RHP)^	2008-11, 2013^	MARTINEZ, Javier (RHP)***	1999^
HUGHSTON, Casey (OF)	2017	MARTINEZ, Octavio (C)	2006
HYZDU, Adam (OF)	1999-00	MARTIS, Shaaron (RHP)+++	2012
		MARVEL, James (RHP)	2018-19
		MATEO, Juan (RHP)+++	2008-09
		MATHEWS, Del (LHP)	1999
IGLESIAS, Luis (INF)	1999	MATHISEN, Wyatt (3B)	2017-18
INMAN, Jeff (RHP)	2012-15	MATSON, Zach (LHP)	2022
IRWIN, Phil (RHP)	2011-12	MATTHIESSEN, Will (INF)	2022
IZQUIERDO, Hansel (RHP)+++	2005	MATTSON, Rob (RHP)	2000
		McCONNELL, Sam (LHP)	1999-00
JACKSON, Bralin (OF)	2018-19	McCUTCHEN, Andrew (OF)	2006-07
JACOBSEN, Landon (RHP)	2003-06	McDADE, Neal (RHP)	2001-04
JACQUES, Joe (LHP)	2019, 2022	McDONALD, James (RHP)***	2013^
JENNINGS, Steven (RHP)	2021	McGOUGH, Trey (LHP)	2021
JHANG, Jin-De (C)	2016-18		

ALL-TIME ROSTER: ALPHABETICAL

HISTORY RECORDS

McGUIRE, Reese (C)	2016	PETERSON, Matt (RHP)	2004-07
McKINNEY, Brett (RHP)	2015-16	PEURIFOY, Ryan (OF)	2019
McLOUTH, Nate (OF)	2004	PHILLIPS, Jason (RHP)***	2001
McPHERSON, Kyle (RHP)	2011-12	PICART, Greg (INF)	2011-12
McRAE, Alex (RHP)	2016-17	PICKFORD, Kevin (LHP)	2000
McSWAIN, Matt (RHP)	2011-12	PIMENTEL, Stolmy (RHP)	2013, 2014*
MEADOWS, Austin (OF)	2015-16	POINTER, Corey (OF)	2000
MEADOWS, Randy (INF)	2002	POLANCO, Gregory (OF)	2013
MEARS, Nick (RHP)	2019	PONCE, Cody (RHP)	2019
MEATH, Matt (OF)	2005, 07	POND, Simon (1B/OF)***	2006
MEDINA, Jhondaniel (RHP)	2015-16	POPE, Brett (INF)	2019
MEDRANO, Jesse (3B)	2019	POREDA, Aaron (RHP)***	2012
MEEK, Evan (RHP)***	2008	POWELL, Pedro (OF)	2006, 08
MEIER, Dan (OF)	2001-02	PRASCH, Ed (INF)	2009
MEJIA, Emmanuel (RHP)	2022	PREISTER, Quinn (RHP)	2022
MELLENDEZ, Cristofer (RHP)	2021	PRESELY, Alex (OF)	2010
MENDEZ, Donaldo (INF)***	2004	PRIBANIC, Aaron (RHP)	2011-12
MERCEDES, Victor (INF)	2005		
MERCER, Jordy (3B/SS/2B)	2010-11	RAMIREZ, Harold (OF)	-R-
MILLER, Adam (RHP)	2015	RAMOS, Jhonathan (LHP)	2016
MILLER, Jeff (RHP)	2004	RATLEDGE, Logan (INF)	2012-14
MILLER, Quinton (RHP)	2013-14	RAYMUNDO, G.J. (INF)	2017-18
MITCHELL, Cal (OF)	2021	REDMAN, Tike (OF)	2005
MLODZINSKI, Carmen (RHP)	2022	REDMOND, Todd (RHP)	1999
MOEVES, Derrick (RHP)	2006	REICHERT, Dan (RHP)***	2007
MOLLEKEN, Dustin (RHP)	2009-10	REID, Justin (RHP)	2008
MONAHAN, Shane (OF)***	2001	REYES, Alfredo (INF/OF)	2001-02, 04
MONTERO, Joan (RHP)	2014	REYES, Milver (C)	2018-19
MONTGOMERY, Matt (RHP)	2002	REYES, Pablo (INF/OF)	2006-09
MORALES, Tomas (C)	2016-17	REYNOLDS, Bryan (OF)	2017-18
MORENO, Diego (RHP)	2010-11	RIOS, Armando (OF)***	2018
MORGAN, Nyjer (OF)	2006	RIVERA, Carlos (1B)	2002*
MORIARTY, Mike (INF)***	2004	ROACH, Jason (RHP)***	2001-02
MOROFF, Max (IF)	2015	ROBERTS, Austin (RHP)	2005-07
MORRIS, A.J. (RHP)	2014	ROBERTS, Kevin (RHP)	2022
MORRIS, Bryan (RHP)	2010-11	ROBERTSON, Mike (1B)***	2008
MORRIS, Hunter (1B)	2015	ROBLES, Domingo (LHP)	1999
MORTON, Charlie (RHP)***	2013*, 2014*, 2015*	ROBLES, Moises (RHP)	2019
MOSKOS, Daniel (LHP)	2009-10	RODRIGUEZ, Endy (C/INF)	2008-09
MULHOLLAND, Terry (LHP)***	2001*	RODRIGUEZ, Frank (RHP)	2022
MUNOZ, Luis (RHP)	2007-08	RODRIGUEZ, Joesly (LHP)	2001
MURRAY, Chase (OF)	2021	RODRIGUEZ, Josh (INF)***	2014
MURRAY, Shea (RHP)	2019-21	RODRIGUEZ, Nerio (RHP)***	2011
MUSGROVE, Joe (RHP)***	2018*	RODRIGUEZ, Victor (INF)	2006
		RODRIGUEZ, Wandy (LHP)***	2002
		ROGERS, Brian (RHP)	2014*
		ROJAS, Chris (RHP)	2006, 08
NANNINI, Mike (RHP)	2007	ROJAS, JR., Mel (OF)	2006
NAVARRETE, Ray (INF)	2003-04	ROMAK, Jamie (1B)	2013-15
NAVARRO, Etiecer (LHP)	2013	ROMERO, Enny (LHP)***	2008-09
NEAL, Blaine (RHP)***	2006	RONEBERG, Brett (OF)	2018*
NEGRYCH, Jim (INF)	2008-10	ROSARIO, Mel (C)***	2003, 06-07
NESTOR, Scott (RHP)	2009	ROSARIO, Miguel (RHP)	1999
NEUBERGER, Scott (OF)	2005	ROSENGREN, John (LHP)	2016-17
NEVAREZ, Matt (RHP)	2014	RUIZ, Randy (1B)	2000
NEVERAUSKAS, Dovydas (RHP)	2016	RUNION, Tony (RHP)	2007
NEWMAN, Kevin (SS)	2016-17		1999
NEWSOM, Randy (RHP)	2009		
NGOEPE, Gift (INF)	2013-15, 19	SABOL, Blake (C)	2022
NICOLAS, Kyle (RHP)	2022	SADLER, Casey (RHP)	2013, 17
NICHOLSON, Kevin (INF)***	2003-04	SADLER, Ray (OF)	2003-06
NORMAN, Anthony (OF)	2010-12	SAK, Jim (RHP)	2000
NOTTINGHAM, Shawn (LHP)	2009	SALCEDO, Edward (INF/OF)	2015
NUNEZ, Gustavo (IF)	2012	SAMANIEGO, Tyler (LHP)	2022
NUNEZ, Malcom (INF)	2022	SAMPLE, Tyler (RHP)	2014-15
NUNEZ, Oddy (LHP)	2021	SAMPSON, Adrian (RHP)	2014
		SANCHEZ, Angel (RHP)	2014-15
		SANCHEZ, Lolo (OF)	2022
O'BRIEN, Patrick (RHP)	2004	SANCHEZ, Romulo (RHP)	2005-07
O'CONNOR, Brian (LHP)	1999-00, 02	SANCHEZ, Tony (C)	2011-13
O'REILLY, John (RHP)	2019-21	SANCHEZ, Yunesky (3B/1B)	2011
OHLENDORF, ROSS (RHP)***	2010*, 2011*	SANDERS, Tracy (INF)	2000
OLIVA, Jared (OF)	2019	SANTANA, Edgar (RHP)	2016
OQUENDO (SNELL), Ian (RHP)	2003-04	SANTOS, Adalberto (OF)	2012-13
ORTIZ, Luis (RHP)	2022	SANZ, Luis (RHP)	2013
OSTEEN, Gavin (LHP)	2000	SCAHILL, Rob (RHP)***	2015*
OSUNA, Jose (1B/OF)	2015-16	SCHMIDT, Jason (RHP)***	2001*
OWIEDO, Luis (RHP)***	2022	SCHWIND, Jonathan (OF)	2015-17
OWEN, Hunter (3B)	2019	SCIONEUX, Tate (RHP)	2017-19
OWENS, Rudy (LHP)	2010	SCOTT, Connor (OF)	2022
OZIAS, Todd (RHP)	2003	SCOTT, Travis (C)	2011
		SECRET, Reed (C)	1999, 01
PABST, Arden (C)	2018-21	SEFCIK, Kevin (INF)***	2002
PACHECO, Jonel (OF)	2008-09	SELBY, Colin (RHP)	2022
PACHOT, John (C)	2002	SENDELBACH, Logan (RHP)	2018
PADUA, Geraldo (RHP)	2000-01	SERRANO, Elio (RHP)	2004
PALMA, Rick (LHP)	2002-03	SHACKELFORD, Aaron (INF)	2022
PANIAGUA, Jose (RHP)***	2007	SHAFER, Ben (RHP)	2002-05
PARRISH, Dave (C)	2006-07	SHARPE, Chris (OF)	2019
PASSANTINO, Jeff (RHP)	2021-22	SHARPLESS, Josh (RHP)	2005-06
PATTERSON, Jarrrod (INF)	2000	SHELDON, Scott (INF)***	2004
PATZKE, Jeff (INF)	1999	SHELTON, Chris (C)	2003
PAUL, Ethan (INF)	2021	SHOCKLEY, Dylan (C)	2022
PAULINO, Carlos (C)	2013-14	SHORTRIDGE, Aaron (RHP)	2022
PAULINO, Ronny (C)	2003-05	SHORTSLEF, Josh (LHP)	2006-08
PAVLOVICH, Tony (RHP)	2001-02	SILVA, Jose (RHP)***	2001*
PAZ, Richard (INF)	2001	SIMPSON, Chase (1B/3B)	2017
PEARCE, Steven (OF)	2007	SINKBEIL, Brett (RHP)***	2011
PEARSON, Kyle (RHP)	2008	SKELTON, James (C)	2010
PEGUERO, Liover (INF)	2022	SKREHOT, Shaun (INF)	2000-04
PENA, Alex (RHP)	1999	SMITH, Brian (RHP)	2000-01
PENA, Rudy (C)	2004	SMITH, Josh (LHP)	2015-16
PEREZ, ClAUDIO (RHP)	2015	SMITH, Sean (RHP)	2009
PEREZ, Frankie (RHP)	2000	SMITH-NJIGBA, Cnaan (OF)	2021
PEREZ, Miguel (C)***	2008-09, 2012-13	SNELL (OQUENDO) Ian (RHP)	2003-04
PERRY, Chan (INF)***	2003	SNIDER, Travis (OF)***	2013*
PETERS, Dillon (LHP)***	2022*	SNUSZ, Chris (C)	2003-05
PETERSEN, Chris (INF)***	2001		
PETERSON, Brian (C)	2007		

ALL-TIME ROSTER: NUMERICAL

- 2 -		Joey Cora (Manager).....	2014
Tike Redman.....	1999	Wyatt Mathisen.....	2017-18
Mel Rosario.....	1999	Josh Harrison.....	2018
Nate McLouth.....	2004	Bryan Reynolds.....	2018
Matt Meath.....	2005	Bralin Jackson.....	2019
Pedro Powell.....	2008	Cal Mitchell.....	2021
Jim Negrych.....	2009	Nick Gonzales.....	2022
Yung Chen.....	2010		
Brandon Moore (Hitting Coach).....	2011	- 6 -	
Brock Holt.....	2012	Garrett Long.....	1999-2000
Gustavo Nunez.....	2012	Shawn Garrett.....	2002
Andy Vasquez.....	2013-15	Chris Duffy.....	2003-04
Gift Ngoepe.....	2015	Vic Buttlar.....	2005
JaCoby Jones.....	2015	Howie Clark.....	2005
Anderson Feliz.....	2016	Chaz Lytle.....	2006
Kevin Newman.....	2017	Justin Elliott.....	2007
Anderson Feliz.....	2017	Pat Bresnahan.....	2008
Mitchell Tolman.....	2017	Jeff Corsaletti.....	2009
Pablo Reyes.....	2018	Chase d'Arnaud.....	2010
Stephen Alemais.....	2018-19	Starling Marte.....	2011
Austin Coley.....	2019	Kelson Brown.....	2012-14
Adrian Valerio.....	2019	Adam Frazier.....	2015
Ji-Hwan Bae.....	2021	Chris Diaz.....	2016
Tucupita Marcano.....	2022	Connor Joe.....	2017
Joe Jacques.....	2022	Jackson Williams.....	2018
Andres Alvarez.....	2022	Logan Rattledge.....	2018
		Ryan Peurifoy.....	2019
		Robbie Glendinning.....	2019
		Daniel Amaral.....	2021-22
		Claudio Finol.....	2022
		Jonathan Prieto (Coach).....	2022
- 3 -		- 7 -	
Kevin Haverbusch.....	1999	Del Matthews.....	1999
Tracy Sanders.....	2000	Rob Mackowiak.....	2000
Shane Monahan.....	2001	Rich Paz.....	2001
Randy Meadows.....	2002	Victor Rodriguez.....	2002
Ian Oquendo (Snell).....	2003	Shawn Garrett.....	2003
Matt Peterson.....	2004	Jeff Keppinger.....	2004
Brandon Chaves.....	2004-07	G.J. Raymundo.....	2005
Melvin Dorta.....	2008	Brandon Moore (Hitting Coach).....	2006-08
James Boone.....	2009	Matt Walbeck.....	2009-10
Gorkys Hernandez.....	2009	P.J. Forbes.....	2011-12
Shelby Ford.....	2010-11	Drew Maggi.....	2013-14
Matt Curry.....	2011	Jonathan Schwind.....	2015
Robbie Grossman.....	2012	Reese McGuire.....	2016
Drew Maggi.....	2012	Elvis Escobar.....	2016
Mel Rojas Jr.....	2013-14	Chase Simpson.....	2017
Ralph Henriquez.....	2014	Casey Hughston.....	2017
Eric Wood.....	2015-16	Justin Maffei.....	2017
Chris Diaz.....	2017	Keoni De Renne (Hitting Coach).....	2018
Logan Rattledge.....	2017	Bligh Madris.....	2019-21
Cole Tucker.....	2017-18	Carter Bins.....	2021
Brett Pope.....	2019	Jesus Valdez.....	2021
Trey McGough.....	2021	Jack Suwinski.....	2022
Ethan Paul.....	2021	Brendt Citta.....	2022
Liover Peguero.....	2022	Connor Scott.....	2022
		- 10 -	
Luis Figueroa.....	1999	Matt Dunbar.....	1999
Jack Wilson.....	2000	Rico Washington.....	2000-2002
Shaun Skrehot.....	2001-2004	Victor Mercedes.....	2005
Andy Wilson.....	2005	Rich Thompson.....	2005
Taber Lee.....	2005-06	Vic Buttlar.....	2006
Matt Meath.....	2007	Carlos Maldonado.....	2006
Shelby Ford.....	2008	Andrew McCutchen.....	2006-07
Jack Wilson.....	2008	James Boone.....	2008
Brian Friday.....	2009	Pedro Lopez.....	2009
Jim Negrych.....	2010	Shelby Ford.....	2009
Jose De Los Santos.....	2010	Josh Harrison.....	2010
Jordy Mercer.....	2011	Brad Chalk.....	2011
Josh Rodriguez.....	2011	Adalberto Santos.....	2012-13
Andy Vasquez.....	2012	Gift Ngoepe.....	2014
Elevyz Gonzalez.....	2012		
Tony Sanchez.....	2013		
Gift Ngoepe.....	2013		
Dan Gamache.....	2014		
Max Moroff.....	2015		

HISTORY/RECORDS

PIRATES' RETIRED NUMBERS

The Pittsburgh Pirates have retired 10 uniform numbers at the Major League level. It is Pirates' policy that those numbers are not to be worn by any of their players in the minors throughout the farm system. Those numbers are:

1 4 8 9 11

BILLY MEYER

RALPH KINER

WILLIE STARGELL

BILL MAZEROSKI

PAUL WANER

20 21 33 40 42

PIE TRAYNOR

ROBERTO CLEMENTE

HONUS WAGNER

DANNY MURTAUGH

JACKIE ROBINSON

*Robinson's number was retired throughout Major League Baseball on July 12, 1997

ALL-TIME ROSTER: NUMERICAL



Dan Gamache	2015
Austin Meadows	2015
Erich Weiss	2016
Zane Chavez	2017
Jackson Williams	2017
Daniel Zamora	2017
Ke'Bryan Hayes	2018
Stephen Alemais	2018
Hunter Owen	2019
Chris Sharpe	2019
Cam Alldred	2021
Alex Manasa	2021
Brendt Citta	2021
Grant Koch	2021
Omar Cruz	2022

- 11 -

Bronson Arroyo	1999
Shaun Skrehot	2000-01
Larry Wimberly	2002
Joe Caruso	2004
Ray Navarrete	2004
Rajai Davis	2005
Brandon Knight	2006
Vic Buttler	2007

- 12 -

Chris Wimmer	1999
Joe Beimel	2000
Tony Alvarez	2002
Ray Navarrete	2003
Michael Cockrell	2004
David Davidson	2006
Taber Lee	2007
Derek Hankins	2008-10
Anderson Machado	2009
Brock Holt	2011
Austin McClune (Coach)	2013
Adrian Sampson	2012
Clint Barmes	2012
Michael Ryan (Manager)	2017-19
Josh Bissonette	2021
Carter Bins	2022
Henry Davis	2022
Josh Bissonette	2022

- 13 -

Jayson Bass	2000
Neal McDade	2002-03
Donaldo Mendez	2004
Craig Stansberry	2005
Javier Guzman	2006-07
Luis Cruz	2008
Jim Negrych	2008
Pedro Alvarez	2009
Matt Hague	2010
Jeremy Farrell	2011
Tyler Waldron	2012
Greg Picart	2012
Gerrit Cole	2012
Carlos Garcia (Manager)	2013-14
Stetson Allie	2014
Elvis Escobar	2017-18
Alfredo Reyes	2018-19
Stephen Alemais	2018
Adrian Valerio	2019
Darnell Sweeney	2019
Oneil Cruz	2019-21
Will Mattheissen	2022
Tyler Samaniego	2022

- 14 -

Paul Ah Yat	1999
Danny Carrasco	2000
Lee Evans	2001
Clint Chrysler	2002
Jose Castillo	2003
Ryan Doumit	2004
Scott Neuberger	2005
Adam Boeve	2005
Travis Chapman	2006
Neil Walker	2006
Kip Bouknight	2006
Derek Hankins	2007
Anthony Webster	2008
Jason Delaney	2009
Jordy Mercer	2010
Jeremy Farrell	2012
Carlos Paulino	2013
Joely Rodriguez	2014
Keon Broxton	2015
Tom Prince (Manager)	2015
Edwin Espinal	2016-17
Jonathan Schwind	2017
Ke'Bryan Hayes	2018
Bralin Jackson	2018
Jason Delay	2019
Jonah Davis	2021
Matt Fraizer	2021
Bear Bellomy	2022

- 15 -

Ken Giard	1999
Bruce Tanner (Pitching Coach)	2000
Alex Pena	2000
Carlos Rivera	2001
Brian O'Connor	2002
Rick Palma	2003
Jeremy Harts	2004-05
Octavio Martinez	2006
Romulo Sanchez	2007
Jimmy Barthmeier	2008
Steve Lerud	2008-09
James Skelton	2010
Bryan Morris	2010
Anthony Claggett	2011
Ryan Beckman	2012
Jose Contreras	2013
Charlie Morton	2013
Alen Hanson	2013
Carlos Paulino	2013
Chad Kuhl	2015
Austin Meadows	2016
Travis MacGregor	2021-22
Jeff Passantino	2022
Fabricio Macias	2022

- 16 -

Adam Hyzdu	1999-00
	(Retired - 2000)	

- 17 -

Kane Davis	1999
Brad Guy	2000
Brett Roneberg	2003
Chris Snusz	2004
Rudy Pena	2004
Paul Maholm	2005
Jason Roach	2005
Brett Roneberg	2006-07
David Davidson	2008
Jamie Romak	2008
Tyler Herron	2009
Eric Krebs	2009
Kris Watts	2010-11
Matt Curry	2012-14
Ali Solis	2013
Chase d'Arnaud	2013
Neil Walker	2013
Orlando Castro	2014
Stan Kyles (Pitching Coach)	2014
Barrett Barnes	2015-16
Austin Coley	2017
Yudy Garica	2018-19
Shea Murray	2021
Tahnaj Thomas	2022
Domingo Gonzalez	2022

- 18 -

Mike Asche	1999
Carlos Alvarado	2000
Sean Burnett	2003
Gary Thomas	2004
Brant Ust	2004
Justin Vaclavik	2007
Brian Finegan	2008
Brad Lincoln	2009
Miles Durham	2009
Aaron Thompson	2011
Anthony Norman	2012
Jeff Karstens	2012
Jeff Inman	2012
Justin Howard	2013-14
Zack Dodson	2014-15
Jose Osuna	2016
Elias Diaz	2016
Tate Scioneaux	2017-19
Sean Brady	2019
Gary Green (Bench Coach)	2021
Jared Triolo	2022

- 19 -

Alexander Hernandez	1999
Dan Meier	2002
Chad Lytle	2005
Jose Bautista	2005
Ray Searge (Pitching Coach)	2006
Ray Sadler	2006
Jason Bowers	2007-08
Victor Alvarez	2008
Yoslan Herrera	2009
Jeremy Barthmaier	2010
Bryan Marris	2011
Kris Johnson	2012
Miles Durham	2012
Erik Turgeon	2012
Jhonathan Ramos	2013
Junior Sosa	2014-15
Angel Sanchez	2014
Brett McKinney	2015
Frank Duncan	2016
Kevin Newman	2016

HISTORY RECORDS

Kevin Riggs (Hitting Coach)	2017
Jesus Liranzo	2018
Austin Coley	2018
Mitchell Tolman	2019
Jesse Medrano	2019
Raul Hernandez	2021
Cam Vieaux	2021
Noe Toribio	2022
Aaron Shortridge	2022

- 22 -

Armando Rios	2002
Jeff Andrews (Pitching Coach)	2003-05
Niyer Morgan	2006
Mike Connolly	2006
Jonel Pacheco	2009
Angel Gonzalez	2009
Quincy Latimore	2011-12
Eliecer Navarro	2013
Stefan Welch	2013
Alen Hanson	2014
Tyler Glasnow	2015-16
Erich Weiss	2016
Justin Maffei	2016-17
Jake Brentz	2017
Kieran Mattison (Manager)	2022

- 23 -

Jeff Livesey (Hitting Coach)	1999-2000
Jose Lopez	2002
Kevin Nicholson	2003-04
Chris Snusz	2005
Craig Stansberry	2006
Brian Sixler	2006
Wardell Starling	2007
Brad Corley	2008
Milver Reyes	2009
Hector Gimenez	2009-10
Tom Boleska	2011
Greg Picart	2011
Jeff Johnson (Pitching Coach)	2012
Matt Benedict	2014-15
Collin Balester	2015
Harold Ramirez	2016
Chris Stewart	2016
Jordan Luplow	2017
Logan Hill	2017, 2019
Jonathan Schwind	2017
Jason Martin	2018
Elvis Escobar	2018
Robbie Glendinning	2019
Mason Martin	2021
Kyle Nicolas	2022

- 24 -

Matt Bryant	1999
Matt Duff	2000
Darren Burton	2001
Kevin Sefcik	2002
Marc Deschenes	2002
Mike Connolly	2003-05
Paul Chiaffredo	2005
Simon Pond	2006
Neil Walker	2007
Jonel Pacheco	2008
Pedo Alvarez	2009
Brandon Jones	2010
Alex Presley	2010
Andrew Lambo	2010
Brian Leach	2011
Kyle McPherson	2011
Jerek Cunningham	2012-13
Willy Garcia	2014-15
Mel Rojas Jr.	2015
Hunter Morris	2015
Jonathan Schwind	2015
Ryan Vogelsong	2016
Tanner Anderson	2017
Bryan Reynolds	2018
Jordan George	2018
Scotter Hightower	2019
Gift Ngoepe	2019
Elvis Escobar	2019
Joe Jacques	2019
Canaan Smith-Njigba	2021
Blake Sabot	2022
Henry Davis	2022

- 25 -

Alonso Beltran	1999
Darren Burton	2000
Carlos Rivera	2002
Chan Perry	2003
Ray Sadler	2004
Justin Kaye	2005
Rich Thompson	2006
Dave Parrish	2006-07
Brian Peterson	2007
Miguel Perez	2008-09
Craig Hansen	2010
Eric Fryer	2011
Andrew Lambo	2011, 2013

Oscar Theda	2012
Kyle Coheld	2012
Gregory Polanco	2013
Jerek Cunningham	2014
Sebastian Valle	2015
Josh Smith	2016
Nick Kingham	2016
Michael Suchy	2017
Will Craig	2018
Jon Nunnally (Hitting Coach)	2019, 2022
Jeff Passantino	2021

- 26 -

Sam McConnell	1999
J.J. Davis	2002
Ronny Paulino	2003-05
Josh Sharpless	2005
Ray Searge (Pitching Coach)	2006
Devon Brazelton	2007
Randy Ruiz	2007
Jason Delaney	2008
Jose Tabata	2008
Ryan Long (Hitting Coach)	2009-10, 2013-14
Tony Sanchez	2011-12
Josh Smith	2015
Brett McKinney	2016
Pedro Vasquez	2018-19
James Marvel	2018
Cristofer Melendez	2021
Austin Roberts	2022

- 27 -

David Daniels	1999
Humberto Cota	2000
Tony Derossa	2002
B.J. Barnes	2003
Scott Sheldon	2004
Ben Shaffer	2004
David Lundquist	2004
Javier Guzman	2005
Hansel Izquierdo	2005
Matt Lorenzo	2006
Adam Boeve	2006-07
Yoslan Herrera	2008
Dean Treanor (Pitching Coach)	2009
Michael Ryan (Coach)	2012
Zack Thornton	2013
Zack Dodson	2013
Jeff Inman	2014
Wandy Rodriguez	2014
Tyler Waldron	2014
Kawika Emstley-Pai	2014
Jason Creasy	2015-16
Pablo Reyes	2017
Joe Musgrove	2018
Eduardo Vera	2018
Beau Sulser	2019
David Newhan (Hitting Coach)	2021
Lolo Sanchez	2022
Grant Koch	2022

- 28 -

Reed Secrist	1999
John Grabow	2000
Josh Bonifay	2003-05
Chris Hernandez	2006-08
Jeff Sues	2008
Brad Corley	2009
Sean Smith	2009
Miles Durham	2010-11
Travis Scott	2011
Vic Black	2012
Miguel Perez	2013
Miles Durham (Coach)	2014
Stetson Alt	2015
Jared Lakind	2016
Alex McRae	2017
Jake Brentz	2018
Dario Agrazal	2018
Adrian Valerio	2019
Nicholas Economos	2019
Matt Fraizer	2022

- 29 -

Tracy Sanders	2000
John Pachot	2002
Clint Chrysler	2003
Tom Beasley (Manager)	2004-05
Chad Blackwell	2006
Jason Roach	2006
Kip Wells	2006
Sean Casey	2006
Brad Corley	2007
Tim Leiper (Manager)	2008
Randy Newsom	2009
Ray Chang	2009
Tyler Cox	2011
Joe Beimel	2011
Brandon Cumpston	2012
Oscar Tejada	2013
Tim Alderson	2013
Jeff Karstens	2013

HISTORY RECORDS

ALL-TIME ROSTER: NUMERICAL



Elias Diaz	2014
Tom Harlan	2015
Buddy Borden	2017
Kevin Kramer	2017
Geoff Hartlieb	2018
Francisco Cervelli	2018-19
James Marvel	2019
John O'Reilly	2019
Miguel Perez (Manager)	2021
Dylan Shockley	2022

- 30 -

J.R. House	2001
Jason Brown	2002
Chris Heintz	2003
Brady Borner	2004-06
Brian Rogers	2006
Ryan Doumit	2006
Milver Reyes	2007
Matt Capps	2008
Evan Meek	2008
Brian Holliday	2008
Kyle McPherson	2008
Dustin Molleken	2009-10
Yunesky Sanchez	2011
Diego Moreno	2011
Chris Leroux	2011
Phil Irwin	2012
Zachary Foster	2012
Jameson Taillon	2012
Alex Dickerson	2013
Nathan Baker	2014
Jhondaniel Medina	2015-16
Jared Lakind	2017
Matt Eckelman	2018
Joel Cesar	2019
Shea Murray	2019
Noe Toribio	2021
Andres Alvarez	2022
Jeff Passantino	2022

- 31 -

Craig Wilson	1999
Brian O'Connor	2000
Shawn Camp	2001
Ben Shafar	2002-03
Chris Shelton	2003
Brandon Agamennone	2004
Zach Duke	2004, 2010
Yurendell De Caster	2005
Chris Truby	2007
Carlos Maldonado	2007
Ronald Belisario	2007-08
Jose Tabata	2009
Jeff Locke	2010-11
Brett Sinkbell	2011
Ryan Long (Hitting Coach)	2012
Luis Sanz	2013
John Holdzkorn	2014
Clario Perez	2015
Jerrick Suiter	2017, 2019
Nick Burdi	2018
Omar Cruz	2021
Will Kobos	2022
Cristofer Melendez	2022

- 32 -

Luis Iglesias	1999
Brian Smith	2000

Brady Borner	2003
Neal McDade	2004
James Johnson	2005-06
Angel Gonzalez	2008
Derek Antelo	2008
Shawn Nottingham	2009
Phillip Dumatrait	2009
Tim Alderson	2009-11
Miguel Perez	2009-11
Kyle Kaminski	2012
Duke Welker	2012
Brandon Cumpton	2013
Quinton Miller	2013-14
Jacob Stallings	2015
Brandon Waddell	2016-18
Dario Agrazal	2017
Tyler Gaffney	2018
Angel German	2019
Rodolfo Castro	2021
Chase Murray	2021
Diego Castillo	2021
Luis Ortiz	2022
Cameron Junker	2022

- 34 -

Brian O'Connor	1999
Mike Ayers	2000
Kevin Haverbusch	2002
Paul Weichard	2002
Rick Palma	2002
Jeff Bennett	2003
Ray Sadler	2003
Ian Snell	2004
Ben Shaffar	2005
Russ Johnson	2007
Todd Redmond	2007
Michael Nannini	2007
Ray Chang	2008
Corey Hamman	2009
Ramon Aquero	2009
Michael Dube	2010-11
Mike Cola	2012
Jeff Inman	2013
Nick Kingham	2013, 2018
J.T. Brubaker	2017-18
Montana DuRapau	2018
Scottie Hightower	2018
Vicente Campos	2019
Cam Vieaux	2019
Will Gardner	2021
Zach Matson	2022
Nick Dombkowski	2022

- 35 -

Scott Lovekamp (Pitching Coach)	1999
Keith Williams	2000
J.R. House	2002
Anastacio Martinez	2003
Frank Brooks	2003
Tomas De La Rosa	2004
Jason Alcalá	2004
Jorge Cortes	2004-05
Wardell Starling	2006
Chris Rojas	2006
Kevin Roberts	2008
Ramon Aguero	2010
Phil Irwin	2011

HISTORY RECORDS

CURVE AROUND THE GLOBE

ALL-TIME CURVE PLAYERS BY BIRTH STATE

California	98	Alabama, Massachusetts	10	Rhode Island, D.C.	2
Florida	50	North Carolina	10	Delaware, Arkansas, Oregon, New Hampshire	2
Texas	48	Michigan, Missouri, Virginia	9	Alaska, Idaho	1
Ohio, Pennsylvania	24	Oklahoma	8	Minnesota, Nebraska	1
New York	23	Colorado, Kentucky, Louisiana	7	New Mexico	1
Illinois	17	Arizona, Mississippi, Wisconsin, Kansas	6	South Dakota, Vermont	1
Washington	15	Connecticut	6	Maine, Montana	0
Georgia, New Jersey	14	Iowa, Maryland, West Virginia	4	North Dakota, Wyoming	0
Tennessee	14	South Carolina	4		
Indiana	11	Hawaii, Nevada, Utah	3		

ALL-TIME CURVE PLAYERS BY BIRTH COUNTRY

United States	518	Cuba	6	Honduras	1
Dominican Republic	78	Colombia	5	South Africa	1
Venezuela	39	Panama	4	Lithuania	1
Mexico	14	Taiwan	3	South Korea	1
Puerto Rico	10	Curacao	2	Bahamas	1
Canada	8	Belgium	1		
Australia	7	Saudi Arabia	1		

Jose Hernandez	2011
Tim Alderson	2012
Ethan Hollingsworth	2013
Yao-Hsun Yang	2014
Brandon Mann	2014
Josh Bell	2014
John Kuchno	2015
Miguel Rosario	2016-17
Mitch Keller	2017-18
Arden Pabst	2018
Jake Brentz	2019
Blake Cederlind	2019
Diego Castillo	2021
John O'Reilly	2021
Stephen Morales (Coach)	2022
Matt Gorski	2022

- 36 -

Wilson Guzman	2000
Brian Looney	2002
Mike Gonzalez	2002
Todd Ozias	2003
Josh Shortzlet	2006
John Van Benschoten	2006
Ray Searge (Pitching Coach)	2006
Jose Paniagua	2007
David Davidson	2007
Scott Nestor	2009
Anthony Norman	2010
Matt McSwain	2011-12
Christian Marrero	2012
Juan Cruz	2012
Nathan Baker	2013
Nick Kingham	2014
Jhonathan Ramos	2014
Angel Sanchez	2015
Adam Miller	2015
Tyler Epller	2015-16
Montana DuRapau	2017
Brandon Cumpston	2017
Cogan Sendelbach	2018
Cam Vieaux	2019
Domingo Robles	2019
Arden Pabst	2021
Colin Selby	2022

- 37 -

Lee Evans	2000
Matt Montgomery	2002
Mike Johnston	2003
Bryan Bullington	2004
Tom Gorzelanny	2005
Jorge Vasquez	2006
Yoslan Herrera	2007
Jeff Sues	2009-10
Corey Hamman	2010
Anthony Claggett	2010
Jared Hughes	2011, 2013
Anthony Norman	2011
Charlie Cutler	2012-13
Tom Harlan	2014
Chris Stewart	2015
Jose Osuna	2015
Kevin Kramer	2017
Stephen Morales (Coach)	2018
Sean Brady	2019
Cody Ponce	2019
Tom Koehler	2019
Deon Stafford	2021
Nathan Kirby	2021
Ethan Paul	2021
J.C. Flowers	2022

- 38 -

Tony Pavlovich	2002
Joe Caruso	2002
Eddie Candelario	2004
Matt Bimeal	2004
Shane Youman	2005
Josh Sharpless	2006
Alex Fernandez	2007
Dan Reichert	2008
Brad Holman (Pitching Coach)	2008
Tony Watson	2009-10
Ramon Cabrera	2012, 2014
Jacob Stallings	2012
Casey Salder	2013
Stan Kyles (Pitching Coach)	2014
Yhonathan Barrios	2015
Montana DuRapau	2015
Edgar Santana	2016
Yeudy Garcia	2017
John Bormann	2018
Enny Romero	2018
Dario Agrazal	2018-19
Luis Escobar	2018
Joel Cesar	2019
Max Kranick	2021
Jason Delay	2021
Dylan Busby	2021
Joe Jimenez	2021
Connor Scott	2022

Malcom Nuñez	2022
Grant Koch	2022

- 39 -

Jim Baron	1999
Steve Sparks	2000
Chris Lemonis	2002
Brad King	2002
John Wehner (Hitting Coach)	2003
Bobby Bradley	2004
Matt Capps	2005
Greg Martin	2005
Jonathan Albaladejo	2006
Peter Bergeron	2007
Michael Crotta	2007, 2009-10
Steve Pearce	2007
Corey Hamman	2008
Moises Robles	2008
Diego Moreno	2010
Aaron Pribanic	2011-12
Shairon Martis	2012
Evan Chambers	2012
David Bromberg	2013
Stetson Allie	2014
John Kuchno	2016
Sean Keselica	2017-19
Austin Coley	2019
Chris Sharpe	2019
Blake Cederlind	2019
Cody Ponce	2019
Claudio Finol	2021
Jack Swinski	2021
Aaron Shackelford	2022

- 41 -

Aaron France	1999-00
John Grabow	2002-03
Mike Moriarty	2004
Ray Sadler	2005
Milver Reyes	2006
Ryan Doumit	2008
Christian Castorri	2008
Daniel Moskos	2009-10
Noah Krol	2011
Kris Harvey	2012
Jason Townsend	2013
Emmanuel De Leon	2014
Kevin Riggs (Hitting Coach)	2015-16
Bryan Hickerson (Pitching Coach)	2017-18
Jared Oliva	2019
Drew Benes (Pitching Coach)	2022

- 43 -

Marty Brown (Manager)	1999-2000
Justin Reid	2002
Tom Fordham	2003
Jeff Miller	2004
Carlos Maldonado	2005
Romulo Sanchez	2006
Derrick Moeves	2006
Omar Falcon	2007
Brandon Williams	2007
Kris Watts	2008
Blair Johnson	2008
Chris Duffy	2008
Jamie Romak	2009
Gorkys Hernandez	2010
Mike Colla	2010-11
Nathan Baker	2012
Jason Grilli	2013
Pat Ludwig	2014
Jeff Inman	2015
Cody Dickson	2016-17
Sam Street	2018
Stephen Alemais	2018
Cam Vieaux	2018
Sean Keselica	2019
Ryan Valdes	2019
Cody Bolton	2019
Brad Case	2021
Oliver Garcia	2022
Claudio Finol	2022
Eudy Rodriguez	2022

- 44 -

Ron Wright	1999
Derrick Lankford	2000
Ryan Vogelsong	2002
Shawn Camp	2003
Brad Guy	2003
Elio Serrano	2004
Matt Peterson	2005-07
Kyle Bloom	2008-09
Justin Wilson	2010
Aaron Poreda	2012
Stefan Welch	2012
Jameson Taillon	2013
Dan Cevette	2013
Taylor Hearn	2018
Blake Weiman	2018
Jerrick Suiter	2019
Oneil Cruz	2019

HISTORY RECORDS

ALL-TIME ROSTER: NUMERICAL




Osvaldo Bido	2021
Carmen Mlodzinski	2022
- 45 -	
Eddy Furniss	2000
Jim Dougherty	2002
Nick Gravelle	2002
Brad Guy	2002
Kris Benson	2002
John Van Benschoten	2003
Tom Evans	2004
Yurendell De Caster	2004
Paul Stewart	2005
Tim Leiper (Manager)	2006
Luis Munoz	2007
Joshua Hill	2008-09
Jared Hughes	2009
Ronald Uviedo	2010
Kyle McPherson	2012
Gerrit Cole	2012
Stolmy Pimentel	2013
Johnny Hellweg	2013
Cody Bolton	2019
Matt Eckelman	2022
- 46 -	
Enrique Burgos	1999
Dale Sveum (Manager)	2001-2003
John Wehner	2004
Tom Evans	2005
Rafael Alvarez	2006
Pat Bresnahan	2007
Olio Astacio	2007
Ray Searage (Pitching Coach)	2007
Milver Reyes	2008
Eddie Prasch	2009
Jared Hughes	2009-10
Rudy Owens	2010
Mike Loree	2011
Mike Crotta	2011
Jhonnathan Ramos	2012
Andrew Lamb	2012
Kenn Kasperek	2013-14
Tom Prince (Manager)	2015
Kevin Krause	2018
Nick Mears	2019
Steven Jennings	2021
Brad Case	2022
- 47 -	
Aaron Burnside	2002
Landon Jacobsen	2003-06
Ron Chiavacci	2006
Tim Leiper (Manager)	2007
Brian Rogers	2008
Jared Hughes	2008
Lincoln Holdzkorn	2009
Michael Dube	2009
Tom Filer (Pitching Coach)	2010
Wally Whitehurst (Pitching Coach)	2011
Ryan Beckman	2013-14
Josh Bell	2015
Jin-De Jhang	2016-18
Oddy Nunez	2021
Duane Underwood Jr.	2022
- 48 -	
Chris Spurling	2002
Blake Stein	2004
Patrick O'Brien	2004
Brad Eldred	2004-05
Romulo Sanchez	2005
Blaine Neal	2006
Jason Roach	2007
Juan Mateo	2008-09
Jena Machi	2009
Rudy Owens	2010
Jason Townsend	2012
Logan Kensing	2012
Tyler Waldron	2013
Francisco Liriano	2013
Miguel Perez (Coach)	2015
Clay Holmes	2019
Grant Koch	2021
Luis Oviedo	2022
Brendt Citta	2022
Duane Underwood Jr.	2022
Dillon Peters	2022
Jason Delay	2022
Malcom Nuñez	2022

Joan Montero	2014
Collin Balester	2014
Charlie Morton	2015
Steven Brault	2015
Dovydas Neverauskas	2016
Tomas Morales	2016-17
Christian Kelley	2018
Sean Brady	2019
Robbie Glendinning	2019
Yerry De Los Santos	2021
Blake Butler (Independent Baseball Performance Coach)	2022
- 50 -	
A.J. Morris	2014
Charlie Morton	2014
Tyler Sample	2014
Justin Mecage (Pitching Coach)	2015
David Whitehead	2016
Luis Heredia	2017
Jameson Tallon	2017
Bret Helton	2018
Roansy Contreras	2021
Mike Burrows	2022
- 51 -	
Justin Mecage (Pitching Coach)	2016
- 52 -	
Jason Townsend	2014
Matt Nevarez	2014
Tyler Sample	2015
Clay Holmes	2016
John Kuchno	2017
Joel Hanrahan (Pitching Coach)	2019
Enmanuel Mejia	2022
- 53 -	
Stan Kyles (Pitching Coach)	2013
James McDonald	2013
Keon Broxton	2014
Jeremy Bleich	2015
Rob Scahill	2015
Robert Stock	2015
Alex McRae	2016
Greg Picart (Coach)	2017
Logan Hill	2018
Arden Pabst	2019
Hunter Stratton	2021
Quinn Priester	2022
- 54 -	
Duke Welker	2011
Donnie Veal	2011
Hunter Strickland	2012
Stolmy Pimentel	2014
- 55 -	
Blake Stein	2004
Matt Winters (Hitting Coach)	2005
Nerio Rodriguez	2006
Shane Youman	2006
Nerio Rodriguez	2007
Ajay Soler	2007
Josh Shortslef	2008
- 56 -	
Andrew Lorraine	2004
Mike Crudale	2004
David Lundquist	2004
Franklin Perez	2006
Josh Shortslef	2007
Luis Munoz	2008

HISTORY RECORDS

TRIPLE PLAY BASEBALL

On May 27, 2010 in Akron, the Altoona Curve turned the second-ever triple play in franchise history. Previously, the lone triple play in team history occurred on May 2, 2001. In 2010, Chase d'Arnaud caught a line drive off the bat of John Drennen, stepped on second and threw to first to get an innings worth of work complete in a matter of moments. The first triple play came against Harrisburg, a 2-6-4 groundout, J.R. House to Shaun Skrehot to Chris Peterson.



It didn't take long for the city of Altoona to show the critics who said the area was too small to support a professional baseball team that it has as knowledgeable and caring fans as anywhere minor league baseball is played. It didn't take Adam Hyzdu long to discover that fact either.

When the minor league veteran signed as a free agent with the Pirates shortly after being released by the Red Sox organization early in the 1999 season, Curve fans were just getting used to their new team and its beautiful new ballpark. Few probably even knew the names of the players they were cheering for. But soon, everyone knew about Hyzdu.

He was the club's Most Valuable Player during the inaugural 1999 season, batting .316 with 24 home runs and 78 RBI in just 91 games, before earning a late-season promotion to Triple-A. Most people thought they had seen the last of Hyzdu in a Curve uniform.

However, after a less-than-intent look from the Pirates in major league spring training, and much to the surprise of the fans of Altoona, Hyzdu returned to the Curve for the 2000 season. Although perhaps initially upset about returning to the Double-A level for the fifth time in his career, Hyzdu tore up Eastern League pitching and in return won the hearts of Curve fans. In 142 games for the 2000 Curve, he batted .290 with team records for home runs (31) and RBI (106) and earned the Eastern League's Most Valuable Player Award. By the middle of the season, the entire city of Altoona was campaigning for Hyzdu's promotion to the major leagues.

And just when it appeared as though Adam Hyzdu's 11th season as a professional baseball player would end without a major league at-bat, he had the week of his life. On September 4th, following a season-ending loss to Akron, his number 16 jersey was retired by the Curve--an honor not normally bestowed upon a minor league baseball player. Then, just four days later, Hyzdu received the call he had been waiting for--he was heading to the major leagues with the Pittsburgh Pirates! He singled in his first major league at-bat on September 8th and 12 days later hit his first major league home run against the Philadelphia Phillies at Veterans Stadium.

After returning to the minor leagues to open 2001, he was recalled by the Pirates in May and spent the majority of the season with the major league club. On July 4th that season, in his hometown of Cincinnati, Hyzdu hit two homers against the Reds, bringing his baseball playing career full circle from the days when he was belting home runs at Moeller High School.

After spending parts of the 2002 and 2003 seasons with Pittsburgh, Hyzdu left the Pirates' organization to join the Boston Red Sox system in 2004. After hitting .301 with 29 homers and 79 RBI for Triple-A Pawtucket, Adam was rewarded with a September call-up to the playoff-bound Boston Red Sox and had a chance to remain with the club as the Sox did the unthinkable and won the franchise's first World Series title since 1918.

In 2005, despite spending most of the season in the minor leagues with both the Padres and Red Sox organizations, Hyzdu appeared in 29 big league games between San Diego and Boston, marking the sixth season in which he had seen action in the major leagues. 2005 also brought a milestone in Adam's career as he appeared in a major league postseason game for the first time.

The 2006 season saw Hyzdu appear for his fourth major league team as he played in two games for the Texas Rangers after signing with the club as a minor league free agent in November 2005. Hyzdu spent the 2007 season in Japan before announcing his retirement at the end of the year, capping off an 18-year playing career.

HYZDU ALTOONA STATS

YR	CLUB	AVG	G	AB	R	H	2B	3B	HR	RBI	BB	SO	SB	CS	E
99	Altoona (AA)	.316	91	345	64	109	26	2	24	78	40	62	8	4	11
00	Altoona (AA)	.290	142	514	96	149	39	2	31	106	94	102	3	7	1

THE LEGEND OF HYZDU

Adam Hyzdu's two-year stint in Altoona left quite a dent on the record books as he still holds the franchise's single-season marks in six different offensive categories:

Home Runs	31	Runs.....	96
RBI	106	Extra-Base Hits	72
Games played.....	142	Slugging %.....	.612

HISTORY RECORDS

POSTSEASON HISTORY

2006

2006 SOUTHERN DIVISION SERIES - Akron Aeros def. Altoona Curve, 3 games to 2

GAME 1 - Sept. 6 at Akron		L, 10-12
ALT	0 10 002 007	10 14 1
AKR	0 11 253 00x	12 14 4
WP: Adam Miller LP: Jason Roach		
SV: Jim Ed Warden		
HR: AKR - Ochoa, Mulhern		
ATTENDANCE: 7,800		
NOTES: ALT Neil Walker 2-5, 2B, 3B, 3 RBI		

GAME 2 - Sept. 7 at Akron		L, 0-12
ALT	000 000 000	0 9 1
AKR	1101 000 000	12 11 1
WP: Aaron Laffey LP: Josh Shortslef SV: --		
HR: AKR - J. Sandberg, Barton		
ATTENDANCE: 7,688		
NOTES: AKR 11 runs in 1st inning...ALT SP Josh Shortslef 0.2 IP, 7 H, 8 ER...AKR SP Aaron Laffey 6.0 IP, 6 H, 0 R, 0 BB, 9 SO		

GAME 3 - Sept. 8 vs. Akron		W, 4-1
AKR	000 001 000	1 8 0
ALT	0 20 001 01x	4 8 1
WP: Landon Jacobsen LP: Sean Smith		
SV: Brandon Knight		
HR: ALT - Sadler, Roneberg		
ATTENDANCE: 4,508		
NOTES: Ray Salder 2-R HR in 2nd...Brett Roneberg solo HR in 6th...Landon Jacobsen 6 IP, 1 R		

GAME 4 - Sept. 9 vs. Akron		W, 3-1
AKR	0 00 000 1 00	1 5 2
ALT	2 00 001 00x	3 5 0
WP: Wardell Staring LP: Jensen Lewis SV: Blaine Neal		
HR: --		
ATTENDANCE: 3,472		
NOTES: ALT SP Wardell Staring 6.1 IP, 3 H, 1 R...ALT Simon Pond 1-3, BB, 2 RBI		

GAME 5 - Sept. 10 at Akron		L, 2-5
ALT	0 00 011 000	2 10 0
AKR	1 00 300 10x	5 6 0
WP: Tony Sipp LP: Nerio Rodriguez SV: Jim Ed Warden		
HR: ALT - Sadler; AKR - Snyder		
ATTENDANCE: 6,206		
NOTES: AKR Brad Snyder 3-R HR in 4th		

2006 POSTSEASON BATTING STATS

Player	AVG	G	AB	R	H	2B	3B	HR	RBI	BB	SO
Brian Bixler	.250	5	20	3	5	3	0	0	1	2	7
Brandon Chaves	.133	5	15	2	2	1	0	0	0	3	5
Javier Guzman	.476	5	21	0	10	2	1	0	1	2	1
Taber Lee	.000	1	1	0	0	0	0	0	0	0	0
Brent Lillibridge	.000	2	4	0	0	0	0	0	0	1	1
Octavio Martinez	.250	2	4	0	1	0	0	0	0	0	2
A. McCutchen	.182	5	22	3	4	0	0	0	1	1	4
Simon Pond	.200	5	20	2	4	1	0	0	4	1	5
Pedro Powell	.250	4	4	1	1	0	0	0	0	1	2
Milver Reyes	.154	5	13	0	2	1	0	0	0	0	5
Brett Roneberg	.389	5	18	4	7	2	0	1	4	3	4
Ray Sadler	.267	4	15	3	4	1	0	2	3	0	5
Neil Walker	.300	5	20	1	6	1	1	0	4	1	5
Totals	.263	5	175	19	46	12	2	3	18	15	46

2006 POSTSEASON PITCHING STATS

Player	W-L	ERA	G	GS	SV	IP	H	R	ER	HR	BB	SO
Mike Connolly	0-0	13.50	1	0	0	2.0	4	3	3	1	0	0
David Davidson	0-0	2.45	2	0	0	3.2	1	1	1	0	3	4
Chris Hernandez	0-0	10.80	2	0	0	3.1	3	4	4	1	2	2
Brandon Knight	0-0	0.00	2	0	1	2.0	2	0	0	0	2	3
Blaine Neal	0-0	0.00	2	0	1	3.2	2	0	0	0	0	2
Matt Peterson	0-0	5.40	1	0	0	1.2	5	5	1	1	0	0
Jason Roach	0-1	10.80	1	1	0	3.1	5	4	4	0	3	0
Nerio Rodriguez	0-1	7.20	1	1	0	5.0	4	4	4	1	0	3
Josh Shortslef	0-1	108.0	1	1	0	0.2	7	8	8	1	1	1
Wardell Staring	1-0	1.42	1	1	0	6.1	3	1	1	0	3	5
Jorge Vasquez	0-0	0.00	3	0	0	4.1	2	0	0	0	1	1
Totals	2-3	5.79	5	5	2	42	44	31	27	5	16	23

2010

2010 WESTERN DIVISION SERIES - Altoona Curve def. Harrisburg Senators, 3 games to 1

GAME 1 - Sept. 8 vs. Harrisburg		L, 5-10
HAR	0 50 000 050	10 12 2
ALT	3 00 000 002	5 7 2
WP: Tom Milone LP: Rudy Owens SV: --		
HR: ALT - Harrison		
ATTENDANCE: 3,099		
NOTES: ALT Josh Harrison 2-R HR in 1st...HAR scored 5 runs in 2nd against ALT SP Rudy Owens		

GAME 2 - Sept. 9 vs. Harrisburg		W, 6-4
HAR	1 00 020 100	4 10 2
ALT	0 10 230 00x	6 7 2
WP: Derek Hankins LP: Adrian Alaniz		
SV: Daniel Moskos		
HR: --		
ATTENDANCE: 3,414		
NOTES: ALT Andrew Lambo 2-4, 2 2B, 3 RBI		

GAME 3 - Sept. 10 at Harrisburg		W, 7-2
ALT	0 03 000 220	7 12 0
HAR	0 00 000 002	2 6 1
WP: Justin Wilson LP: Ryan Tatusko SV: --		
HR: ALT - Harrison, C. d'Arnaud; HAR - A. Fox		
ATTENDANCE: 4,119		
NOTES: ALT SP Justin Wilson 6.0 IP, 2 H, 0 R, 7 SO...ALT Matt Hague 3-R go-ahead 2B in 3rd...ALT Chase d'Arnaud & Josh Harrison back-to-back solo HR in 7th		

GAME 4 - Sept. 11 at Harrisburg		W, 10-5
ALT	0 34 100 110	10 5 1
HAR	0 20 001 020	5 7 0
WP: Tony Watson LP: Tanner Roark		
SV: Daniel Moskos		
HR: ALT - Durham, Mercer, Lambo, Gimenez, C. d'Arnaud; HAR - J. Solano, Marrero		
ATTENDANCE: 3,051		
NOTES: ALT SP Tony Watson 6.2 IP, 4 H, 3 R, 2 ER...ALT Miles Durham 3-R HR in 2nd...ALT Jordy Mercer 2-R HR in 3rd...ALT Andrew Lambo 2-R HR in 3rd...Lambo 3-4, 2 R, HR, 3 RBI...Durham 2-4, R, HR, 3 RBI		



EASTERN LEAGUE CHAMPIONSHIPS since 1999

Akron.....	6	New Haven.....	1
Trenton.....	4	Norwich.....	1
New Hampshire.....	3	Portland.....	1
Altoona.....	2	Reading*.....	1
Binghamton.....	1	Somerset.....	1
Bowie.....	1		
Harrisburg.....	1		
New Britain*.....	1		

Reading & New Britain were declared co-champions in 2001 due to a stoppage of play in professional baseball

Since the Eastern League adopted its current postseason format in 1983, only four teams have swept their way through all six playoff games: the Albany-Colonie Yankees in 1991, the Trenton Thunder in 2013, the Altoona Curve in 2017 and the New Hampshire Fisher Cats in 2018. The Eastern League was known as the Double-A Northeast League for the 2021 season.

2016

2016 WESTERN DIVISION SERIES - Akron RubberDucks def. Altoona Curve, 3 games to 1

GAME 1 - Sept. 7 vs. Akron L, 8-12

AKR	1 0 2 0 0 0	6 3 0	12 18 0
ALT	3 2 1 0 1 0	1 0 0	8 15 0

WP: Grant Sides LP: Miguel Rosario SV: --
 HR: AKR - Stamets, Papi; ALT - Allie, Feliz 2
ATTENDANCE: 2,291
NOTES: ALT Anderson Feliz 2 solo HR...ALT Stetson Allie 2-4, HR...AKR Mike Papi 3-5, HR, 3 RBI...AKR Eric Stamets 4-5, 3 R, HR, 2 RBI

GAME 2 - Sept. 8 vs. Akron W, 3-1

AKR	0 0 0 0 1 0	0 0 0	1 4 0
ALT	2 0 0 0 1 0	0 0 x	3 9 0

WP: Clay Holmes LP: Michael Peoples
 SV: Jared Lakind
 HR: ALT - Allie
ATTENDANCE: 2,568
NOTES: ALT SP Clay Holmes 5.2 IP, 4 H, 1 ER, 5 SO...ALT Erich Weiss RBI 1B, Barrett Barnes SF in 1st...ALT Stetson Allie solo HR in 6th

GAME 3 - Sept. 9 at Akron L, 4-9

ALT	0 0 0 4 0 0	0 0 0	4 9 1
AKR	0 2 2 0 0 0	1 4 x	9 10 1

WP: Cameron Hill LP: Cody Dickson
 SV: Cole Sulser
 HR: AKR - Papi
ATTENDANCE: 4,166
NOTES: AKR Mike Papi 3-5, 2 R, HR, 5 RBI...ALT Kevin Newman 3-5, 2B, 3B, 2 RBI

GAME 4 - Sept. 11 at Akron L, 0-1 (10)

ALT	0 0 0 0 0 0	0 0 0	0 1 1
AKR	0 0 0 0 0 0	1 1 3	0 0

WP: Louis Head LP: Brett McKinney SV: --
 HR: --
ATTENDANCE: 2,871
NOTES: ALT SP Brandon Waddell 7 IP, 1 H, 0 R, 2 BB, 5 SO...AKR SP Nick Pasquale 8 IP, 1 H, 0 R, 3 BB, 7 SO...AKR Mike Papi one-out 2B in 10th, followed by Eric Haase walk-off single

CURVE PLAYOFFS vs. EL

TEAM	HOME	ROAD	TOTAL	SERIES	TEAM	HOME	ROAD	TOTAL	SERIES
AKRON	6-4	1-11	7-15	0-5	HARRISBURG	1-1	2-0	3-1	1-0
BOWIE	2-1	2-2	4-3	1-1	NEW HAMPSHIRE	0-2	0-1	0-3	0-1
ERIE	2-0	1-0	3-0	1-0	TRENTON	2-1	4-0	6-1	2-0

2016 POSTSEASON BATTING STATS

Player	AVG	G	AB	R	H	2B	3B	HR	RBI	BB	SO
Stetson Allie	.429	4	14	3	6	1	0	2	2	3	3
Barrett Barnes	.200	4	15	1	3	0	0	0	2	1	2
Chris Diaz	.000	2	4	0	0	0	0	0	1	2	1
Elvis Escobar	.000	2	5	0	0	0	0	0	0	0	3
Edwin Espinal	.059	4	17	1	1	0	0	0	0	0	3
Anderson Feliz	.200	4	15	2	3	0	0	2	2	2	3
Jin-De Jhang	.286	4	14	0	4	2	0	0	2	0	3
Tomas Morales	.250	1	4	0	1	0	0	0	0	0	1
Kevin Newman	.538	3	13	3	7	3	1	2	3	1	2
Jonathan Schwind	.222	3	9	1	2	0	0	0	1	0	2
Erich Weiss	.333	4	12	2	4	1	0	0	1	2	3
Eric Wood	.273	4	11	2	3	2	0	0	0	4	1
Totals	.256	4	133	15	34	9	1	4	14	15	27

2016 POSTSEASON PITCHING STATS

Player	W-L	ERA	G	GS	SV	IP	H	R	ER	HR	BB	SO
Cody Dickson	0-1	6.23	1	0	0	4.1	4	4	3	0	5	4
M. DuRapau	0-0	5.40	2	0	0	1.2	2	1	1	1	0	1
Trey Haley	0-0	0.00	1	0	0	1.2	0	0	0	0	1	2
Clay Holmes	1-0	1.59	1	0	0	5.2	4	1	1	0	2	5
Nick Kingham	0-0	13.50	1	1	0	2.2	4	4	4	0	4	3
Jared Lakind	0-0	0.00	1	0	1	1.1	0	0	0	0	1	3
Junior Lopez	0-0	20.25	2	0	0	1.1	3	3	3	1	1	2
Brett McKinney	0-1	3.86	1	0	0	2.1	2	1	1	0	1	4
Alex McRae	0-0	9.00	1	1	0	6	12	6	6	1	0	3
Miguel Rosario	0-1	18.00	1	0	0	1	3	2	2	0	1	1
Josh Smith	0-0	27.00	2	0	0	0.1	0	1	1	0	0	2
Brandon Waddell	0-0	0.00	1	1	0	7	1	0	0	0	2	5
Totals	1-3	5.60	4	4	1	35.1	35	23	22	3	19	33

HISTORY RECORDS

2017

2017 WESTERN DIVISION SERIES - Altoona Curve def. Bowie Baysox, 3 games to 0

GAME 1 - Sept. 7, 2017 at Bowie W, 2-0

ALT	0 0 0 0 1 0	1 0 0	2 9 2
BOW	0 0 0 0 0 0	0 0 0	0 1 0

WP: Mitch Keller LP: David Hess SV: --
 HR: --
ATTENDANCE: 1,238
NOTES: ALT Jordan George RBI 1B in 5th...ALT Mitchell Tolman RBI 1B in 7th...ALT SP Mitch Keller 9 IP, 1 H, 0 R, 2 BB, 4 SO complete-game shutout on 90 pitches & faced minimum

GAME 2 - Sept. 8 at Bowie W, 8-4

ALT	0 0 3 0 3 0	2 0 0	8 12 1
BOW	0 0 3 0 1 0	0 0 0	4 7 0

WP: Alex McRae LP: Alec Asher SV: --
 HR: ALT - Suchy; BOW - Rosa, Mullins
ATTENDANCE: 1,488
NOTES: ALT Elvis Escobar go-ahead RBI 2B, Michael Suchy RBI 2B, Mitchell Tolman RBI 1B in 5th...Suchy 2-R HR in 7th...ALT Yeady Garcia 2 IP, 0 R...ALT Tate Scioneaux 1 IP, 0 R

GAME 3 - Sept. 9 vs. Bowie W, 6-1

BOW	0 0 0 1 0 0	0 0 0	1 8 0
ALT	2 0 0 1 1 2	0 0 x	6 9 0

WP: Austin Coley LP: Lucas Long SV: --
 HR: ALT - Reyes, Mathisen; BOW - Stewart
ATTENDANCE: 3,156
NOTES: ALT SP Austin Coley 7 IP, 6 H, 1 ER, BB, 3 SO...ALT Tanner Anderson 2 IP, 2 H, 0 R...ALT Pablo Reyes solo HR in 5th...ALT Wyatt Mathisen 2-R HR in 6th

2017 EL CHAMPIONSHIP SERIES - Altoona Curve def. Trenton Thunder, 3 games to 0

GAME 1 - Sept. 12 at Trenton W, 2-1

ALT	0 0 0 0 1 0	1 0 0	2 7 0
TRN	0 0 0 0 0 0	1 0 1	1 9 1

WP: Brandon Waddell LP: Dillon Tate
 SV: Tanner Anderson
 HR: --
ATTENDANCE: 2,062
NOTES: ALT SP Brandon Waddell 6 IP, 5 H, 0 R, 0 BB, 6 SO...ALT Mitchell Tolman RBI 1B in 5th...ALT Elvis Escobar RBI 1B in 7th...ALT Tanner Anderson 1.2 IP, 1 H, 0 R, 2 SO

GAME 2 - Sept. 13 at Trenton W, 4-2

ALT	0 0 0 0 3 1	0 0 0	4 9 0
TRN	0 0 0 0 1 0	0 1 0	2 8 2

WP: J.T. Brubaker LP: Justus Sheffield
 SV: Yeady Garcia
 HR: --
ATTENDANCE: 2,005
NOTES: ALT SP J.T. Brubaker 8.0 IP, 8 H, 2 R, 1 ER, 1 BB, 6 SO...ALT Yeady Garcia 1.0 IP, 0 H, 0 R, 1 BB, 2 SO...ALT Jordan George RBI 1B, Elvis Escobar RBI 1B, Kevin Kramer RBI BB in 5th...Escobar RBI 1B in 6th

GAME 3 - Sept. 14 vs. Trenton W, 4-2


TRN	0 2 0 0 0 0	0 0 0	2 4 2
ALT	0 0 0 0 4 0	0 0 x	4 7 0

WP: Mitch Keller LP: Will Carter
 SV: Tate Scioneaux
 HR: --
ATTENDANCE: 3,656
NOTES: ALT SP Mitch Keller 7.1 IP, 4 H, 2 ER, 1 BB, 8 SO...ALT Johnny Hellweg 0.2 IP, 0 H, 0 R, 1 BB...ALT Tate Scioneaux 1.0 IP, 0 H, 0 BB, 0 R, 3 SO...ALT Jerrick Suiiter RBI BB in 5th...ALT Jin-De Jhang 3-R 3B with two outs in 5th



POSTSEASON HISTORY

Curve



On September 7, 2017, Mitch Keller threw the second complete-game shutout in Curve postseason history



2017 POSTSEASON BATTING STATS

2017 POSTSEASON PITCHING STATS

Player	AVG	G	AB	R	H	2B	3B	HR	RBI	BB	SO
Elvis Escobar	.348	6	23	2	8	1	0	0	6	0	8
Jordan George	.158	6	19	1	3	0	0	0	1	4	1
Casey Hughston	.000	5	5	2	0	0	0	0	0	1	3
Jin-De Jhang	.333	6	21	4	7	1	2	0	5	3	1
Kevin Kramer	.077	4	13	1	1	0	0	2	3	3	0
Wyatt Mathisen	.235	6	17	2	4	0	0	1	2	6	4
Pablo Reyes	.211	5	19	4	4	0	0	1	1	4	5
Jonathan Schwind	.333	1	3	2	1	0	0	0	0	0	1
Michael Suchy	.348	6	23	3	8	1	0	1	3	1	5
Jerrick Suiter	.273	6	22	3	6	3	0	2	4	6	0
Mitchell Tolman	.333	6	24	1	8	0	0	0	3	4	6
Cole Tucker	.600	2	5	1	3	2	0	0	0	0	0
Totals	.273	6	194	26	53	8	2	3	25	30	43

Player	W-L	ERA	G	GS	SV	IP	H	R	ER	HR	BB	SO
Tanner Anderson	0-0	0.00	2	0	1	3.2	3	0	0	0	0	3
J.T. Brubaker	1-0	1.13	1	1	0	8	8	2	1	0	1	6
Austin Coley	1-0	1.29	1	1	0	7	6	1	1	0	1	3
Yeudy Garcia	0-0	0.00	2	0	1	3	2	0	0	0	1	4
Johnny Hellweg	0-0	0.00	1	0	0	0.2	0	0	0	0	0	1
Luis Heredia	0-0	6.75	1	0	0	1.1	3	1	1	0	0	1
Mitch Keller	2-0	1.10	2	2	0	16.1	5	2	2	0	3	12
Alex McRae	1-0	6.00	1	1	0	6	4	4	2	2	3	3
Tate Scioneaux	0-0	0.00	2	0	1	2	1	0	0	0	0	4
Brandon Waddell	1-0	0.00	1	1	0	6	5	0	0	0	0	6
Totals	6-0	1.50	6	6	3	54	37	10	9	3	9	42

2018

2018 WESTERN DIVISION SERIES - Akron RubberDucks def. Altoona Curve, 3 games to 1

GAME 1 - Sept. 5 at Akron		L, 2-5
ALT	1 0 0 0 1 0 0 0	2 5 1
AKR	0 0 3 0 1 0 1 0 0	5 7 0

WP: Kyle Dowdy LP: Cam Vieaux
SV: Jordan Milbrath
HR: AKR - Donaldson
ATTENDANCE: 3,207
NOTES: AKR Josh Donaldson 2-R HR in 3rd...
ALT Cole Tucker 1-3, 3B, BB, 2 R...AKR Kyle Dowdy 6.2 IP, 4 R, 2 R, 2 BB, 6 SO

GAME 4 - Sept. 8 vs. Akron		L, 0-9
AKR	2 0 3 0 0 0 4 0 0	9 15 0
ALT	0 0 0 0 0 0 0 0 0	0 9 1

WP: Sean Brady LP: Dario Agrazal SV: --
HR: AKR - Calica
ATTENDANCE: 2,898
NOTES: AKR Sean Brady 7 IP, 7 H, 0 R, 0 BB, 3 SO...AKR Andrew Calica 3-5, 2 R with 3-R HR in 3rd...AKR Mark Mathias 3-5, RBI...ALT Jin-De Jhang 3-4

GAME 2 - Sept. 6 at Akron		L, 1-2 (10)
ALT	1 0 0 0 0 0 0 0 0	1 5 1
AKR	0 0 0 0 0 1 0 0 0 1	2 3 0

WP: Jordan Milbrath LP: Matt Eckelman SV: --
HR: ALT - Tucker; AKR - Rodriguez
ATTENDANCE: 3,419
NOTES: ALT Cole Tucker lead-off HR in 1st...ALT Eduardo Vera 8 IP, 2 H, 1 R, 1 BB, 3 SO...AKR Jake Paulson 7 IP, 5 H, 1 R, 2 BB, 4 SO...AKR Nellie Rodriguez walk-off HR on first pitch in 10th

GAME 3 - Sept. 7 vs. Akron		W, 8-5
AKR	5 0 0 0 0 0 0 0 0	5 9 0
ALT	0 0 0 0 0 0 0 3 x	8 9 1

WP: Blake Weiman LP: Argenis Angulo SV: Matt Eckelman
HR: ALT - Tucker
ATTENDANCE: 3,385
NOTES: ALT Cole Tucker game-tying grand slam in 5th...ALT Logan Hill go-ahead fielder's choice followed by Jordan George 2-R single in 8th



On September 7, 2018, Cole Tucker hit a game-tying grand slam as the Curve erased a 5-0 deficit with a five-run fifth. It was the second grand slam in the Curve's postseason history.



2018 POSTSEASON BATTING STATS

2018 POSTSEASON PITCHING STATS

Player	AVG	G	AB	R	H	2B	3B	HR	RBI	BB	SO
Stephen Alemais	.273	4	11	1	3	0	0	0	2	2	2
Will Craig	.143	4	14	1	2	0	0	0	0	2	4
Jordan George	.214	4	14	0	3	0	0	0	2	2	0
Ke'Bryan Hayes	.313	4	16	1	5	0	0	0	1	0	3
Logan Hill	.154	4	13	1	2	0	0	0	1	2	5
Jin-De Jhang	.400	4	15	2	6	0	0	0	0	1	1
Christian Kelley	.167	2	6	0	1	0	0	0	0	1	2
Arden Pabst	.250	1	4	1	1	0	0	0	1	0	1
Alfredo Reyes	.000	1	3	0	0	0	0	0	0	0	1
Bryan Reynolds	.071	4	14	0	1	1	0	0	1	1	3
Cole Tucker	.267	4	15	4	4	0	1	2	5	1	1
Totals	.224	4	125	11	28	1	1	2	11	12	24

Player	W-L	ERA	G	GS	SV	IP	H	R	ER	HR	BB	SO
Dario Agrazal	0-1	19.29	1	1	0	2.1	6	5	5	1	3	2
Matt Eckelman	0-1	4.50	2	0	1	2	3	1	1	1	0	2
Geoff Hartlieb	0-0	0.00	1	0	0	1.2	1	0	0	0	1	2
Bret Helton	0-0	0.00	1	0	0	1	1	0	0	0	0	2
Scotter Hightower	0-0	0.00	1	0	0	1	0	0	0	0	0	1
Sean Keselica	0-0	27.00	1	0	0	1.1	6	4	4	0	1	0
James Marvel	0-0	9.00	1	1	0	5	6	5	5	0	2	4
Tate Scioneaux	0-0	0.00	1	0	0	2	1	0	0	0	0	3
Logan Sendelbach	0-0	0.00	1	0	0	2.2	1	0	0	0	1	2
Eduardo Vera	0-0	1.13	1	1	0	8	2	1	1	0	1	3
Cam Vieaux	0-1	5.40	1	1	0	5	5	4	3	1	3	3
Blake Weiman	1-0	3.00	2	0	0	3	2	1	1	0	0	3
Totals	1-3	5.14	4	4	1	35	34	21	20	3	12	27

EASTERN LEAGUE POSTSEASON APPEARANCES since 1999

Trenton, Akron	12	Norwich/Connecticut	4
Altoona	9	New Britain	3
Reading	8	New Haven	3
Harrisburg	7	Richmond	3
Binghamton, Bowie	6	Somerset	1
Erie, Portland	6		
New Hampshire	4		

HISTORY RECORDS

OPENING DAY INFO



April 9, 1999
at Reading
L, 6-2

Tike Redman	CF
Chris Wimmer	2B
Alex Hernandez	RF
Ron Wright	1B
Kevin Haverbusch	3B
Mel Rosario	C
Garrett Long	LF
Luis Figueroa	SS
Paul Ah Yat	P



April 4, 2002
vs. Harrisburg
W, 7-5

Shaun Skrehot	SS
Tony Alvarez	CF
Rico Washington	3B
Shawn Garrett	LF
J.R. House	C
Carlos Rivera	1B
J.J. Davis	RF
Victor Rodriguez	2B
Justin Reid	P



April 7, 2005
at Reading
L, 5-4

Rajai Davis	CF
Jorge Cortes	RF
Jose Bautista	3B
Brad Eldred	1B
Ronny Paulino	C
Scott Neuberger	LF
Victor Mercedes	2B
Brandon Chaves	SS
Mike Connolly	P



April 3, 2008
vs. Reading
L, 8-3

James Boone	CF
Shelby Ford	2B
Jonel Pacheco	LF
Brad Corley	RF
Jason Delaney	1B
Luis Cruz	SS
Melvin Dorta	3B
Miguel Perez	C
Kyle Bloom	P



April 7, 2011
at Erie
L, 3-2

Brock Holt	2B
Starling Marte	CF
Jordy Mercer	SS
Tony Sanchez	C
Miles Durham	1B
Quincy Latimore	LF
Jeremy Farrell	3B
Eric Fryer	DH
Brad Chalk	RF
Bryan Morris	P



April 7, 2000
vs. Harrisburg
W, 7-3

Rob Mackowiak	RF
Rico Washington	2B
Adam Hyzdu	LF
Alex Hernandez	CF
Kevin Haverbusch	3B
Eddy Furniss	1B
Humberto Cota	C
Luis Figueroa	SS
Brian O'Connor	P



April 3, 2003
at Reading
L, 8-7

Chris Duffy	CF
Jose Castillo	SS
Brett Roneberg	1B
Josh Bonifay	LF
Shawn Garrett	RF
Kevin Nicholson	2B
Chris Heintz	C
Joe Caruso	3B
Ben Shaffar	P



April 6, 2006
vs. Trenton
W, 4-3

Rich Thompson	CF
Craig Stansberry	2B
Rafael Alvarez	DH
Travis Chapman	3B
Simon Pond	1B
Adam Boeve	RF
Vic Buttler	LF
Javier Guzman	SS
Carlos Maldonado	C
Mike Connolly	P



April 8, 2009
at Erie
L, 8-7

Brian Friday	SS
Jim Negrych	2B
Jose Tabata	CF
Jonel Pacheco	LF
Jamie Romak	1B
Steve Lerud	C
Brad Corley	RF
Pedro Lopez	DH
Angel Gonzalez	3B
Tony Watson	P



April 5, 2012
vs. Erie
W, 7-4

Robbie Grossman	CF
Brock Holt	SS
Jarek Cunningham	2B
Tony Sanchez	C
Andrew Lambo	RF
Jeremy Farrell	3B
Matt Curry	1B
Ramon Cabrera	DH
Quincy Latimore	LF
Mike Colla	P



April 6, 2001
at Erie
L, 7-2

Jayson Bass	LF
Richard Paz	2B
J.R. House	C
Darren Burton	CF
Rico Washington	3B
J.J. Davis	RF
Dan Meier	DH
Lee Evans	1B
Shaun Skrehot	SS
John Grabow	P



April 8, 2004
vs. Portland
W, 3-2

Chris Duffy	CF
Nate McLouth	RF
Kevin Nicholson	3B
Ray Navarrete	1B
Ronny Paulino	C
Ray Sadler	DH
Gary Thomas	LF
Jeff Keppinger	2B
Brandon Chaves	SS
Ian Snell	P



April 9, 2007
at Akron
L, 5-4

Andrew McCutchen	CF
Vic Buttler	LF
Neil Walker	3B
Randy Ruiz	DH
Adam Boeve	RF
Brett Roneberg	1B
Javier Guzman	2B
Brandon Chaves	SS
Milver Reyes	C
Josh Shortleif	P



April 8, 2010
vs. Harrisburg
W, 5-1

Gorkys Hernandez	CF
Chase d'Arnaud	SS
Jordy Mercer	3B
Miles Durham	RF
Hector Gimenez	C
Alex Presley	LF
Josh Harrison	2B
Matt Hague	1B
Mike Crotta	P



April 4, 2013
at Erie
L, 10-6

Mel Rojas, Jr.	CF
Jarek Cunningham	2B
Matt Curry	1B
Andrew Lambo	LF
Adalberto Santos	3B
Alex Dickerson	RF
Carlos Paulino	C
Gift Ngoepe	SS
Drew Maggi	DH
Brandon Cumpton	P

HISTORY RECORDS

OPENING DAY INFO



April 5, 2014
vs. Erie
L, 2-0 (7)

Alen Hanson	SS
Gift Ngoepe	2B
Stetson Allie	1B
Justin Howard	DH
Willy Garcia	RF
Jarek Cunningham	3B
Mel Rojas, Jr.	CF
Elias Diaz	C
Keon Broxton	LF
Adrian Sampson	P



April 9, 2015
at Harrisburg
W, 1-0

Keon Broxton	CF
Chris Stewart	C
Josh Bell	1B
Willy Garcia	LF
Stetson Allie	RF
Eric Wood	3B
Max Moroff	2B
Gift Ngoepe	SS
Angel Sanchez	P



April 7, 2016
vs. Harrisburg
L, 10-6

Harold Ramirez	CF
Erich Weiss	2B
Jose Osuna	1B
Reese McGuire	C
Eric Wood	3B
Stetson Allie	RF
Justin Maffei	LF
Chris Diaz	SS
Jason Creasy	P



April 7, 2017
at Harrisburg
W, 5-3

Kevin Newman	SS
Pablo Reyes	CF
Kevin Kramer	2B
Edwin Espinal	3B
Jordan Luplow	LF
Connor Joe	1B
Michael Suchy	RF
Zane Chavez	C
Alex McRae	P



April 5, 2018
vs. Akron
W, 6-5

Cole Tucker	SS
Stephen Alemais	2B
Will Craig	1B
Logan Hill	DH
Bryan Reynolds	RF
Ke'Bryan Hayes	3B
Pablo Reyes	CF
Elvis Escobar	LF
Christian Kelley	C
J.T. Brubaker	P



April 4, 2019
at Akron
W, 5-0

Jared Oliva	CF
Bralin Jackson	LF
Bligh Madris	RF
Jerrick Suiter	1B
Logan Hill	DH
Hunter Owen	3B
Mitchell Tolman	2B
Arden Pabst	C
Alfredo Reyes	SS
James Marvel	P



May 4, 2021
vs. Bowie
L, 2-1

Ji-Hwan Bae	2B
Oneil Cruz	SS
Rodolfo Castro	3B
Mason Martin	1B
Cal Mitchell	RF
Brendt Citta	DH
Jonah Davis	CF
Canaan Smith-Njigba	LF
Arden Pabst	C
Roansy Contreras	P



April 8, 2022
vs. Harrisburg
L, 9-6

Matt Fraizer	CF
Nick Gonzales	2B
Jared Triolo	3B
Jack Suwinski	RF
Liover Peguero	SS
Carter Bins	C
Lolo Sanchez	DH
Will Matthiessen	1B
Tucupita Marcano	LF
Carmen Mlodzinski	P

ALTOONA CURVE OPENING DAY MISCELLANEOUS STATISTICS

By Opponent	Records Breakdown	Misc. Info
vs. Akron	2-1	Earliest Opening Day Game:
vs. Bowie	0-1	April 3, 2x, last - 2008 vs. Reading
vs. Erie	1-5	Latest Opening Day Game:
vs. Harrisburg	5-2	May 4, 2021 vs. Bowie
vs. Portland	1-0	Last Opening Day Win (Team):
vs. Reading	0-4	2019 at Akron (5-0)
vs. Trenton	1-0	Last Opening Day Win (Starter)
		2019 - James Marvel at Akron



Both the home opener and July 4 games for the 2019 Curve went to extra innings and each resulted in walk-off wins for Altoona. It was the first time in franchise history that both games went to extra innings in the same season.

ALL-TIME OPENING DAY STARTING PITCHERS

YEAR	PLAYER	OPPONENT	DEC.	FINAL LINE	FINAL SCORE
1999	Paul Ah Yat	@ Reading	ND	1.0 IP, 0 H, 0 R, 0 ER, 0 BB, 1 SO*	L, 6-2
2000	Brian O'Connor	Harrisburg	W	5.0 IP, 2 H, 0 R, 0 ER, 4 BB, 4 SO	W, 7-3
2001	John Grabow	@ Erie	L	5.1 IP, 4 H, 4 R, 3 ER, 2 BB, 4 SO	L, 7-2
2002	Justin Reid	Harrisburg	ND	3.2 IP, 5 H, 2 R, 2 ER, 0 BB, 4 SO	W, 7-5
2003	Ben Shaffar	@ Reading	ND	4.1 IP, 5 H, 5 R, 1 ER, 0 BB, 4 SO	L, 8-7
2004	Ian Snell	Portland	W	5.0 IP, 4 H, 0 R, 0 ER, 1 BB, 6 SO	W, 3-2
2005	Mike Connolly	@ Reading	L	0.0 IP, 0 H, 1 R, 1 ER, 1 BB, 0 SO#	L, 5-4
2006	Mike Connolly	Trenton	ND	5.0 IP, 4 H, 1 R, 1 ER, 1 BB, 7 SO	W, 4-3
2007	Josh Shortstef	@ Akron	L	4.0 IP, 5 H, 3 R, 2 ER, 1 BB, 8 SO	L, 5-4
2008	Kyle Bloom	Reading	L	3.2 IP, 5 H, 6 R, 6 ER, 3 BB, 2 SO	L, 8-3
2009	Tony Watson	@ Erie	L	3.2 IP, 3 H, 5 R, 5 ER, 4 BB, 2 SO	L, 8-7
2010	Mike Crotta	Harrisburg	W	6.0 IP, 1 H, 1 R, 1 ER, 1 BB, 4 SO	W, 5-1
2011	Bryan Morris	@ Erie	ND	4.1 IP, 4 H, 2 R, 2 ER, 5 BB, 3 SO	L, 3-2
2012	Mike Colla	Erie	ND	4.0 IP, 5 H, 3 R, 3 ER, 2 BB, 3 SO	W, 7-4
2013	Brandon Cumpston	@ Erie	L	5.0 IP, 6 H, 4 R, 4 ER, 2 BB, 6 SO	L, 10-6
2014	Adrian Sampson	Erie	L	6.0 IP, 5 H, 2 R, 2 ER, 0 BB, 6 SO	L, 2-0 (7)
2015	Angel Sanchez	@ Harrisburg	ND	6.0, 3 H, 0 R, 0 ER, 1 BB, 3 SO	W, 1-0
2016	Jason Creasy	Harrisburg	ND	6.0, 7 H, 3 R, 2 ER, 2 BB, 1 SO	L, 10-6
2017	Alex McRae	@ Harrisburg	W	5.0 IP, 7 H, 1 R, 1 ER, 1 BB, 9 SO	W, 5-3
2018	J.T. Brubaker	Akron	ND	5.0 IP, 4 H, 3 R, 1 ER, 2 BB, 8 SO	W, 6-5
2019	James Marvel	@ Akron	W	6.0 IP, 1 H, 0 R, 0 ER, 0 BB, 9 SO	W, 5-0
2021	Roansy Contreras	Bowie	ND	5.0 IP, 5 H, 0 R, 0 ER, 0 BB, 11 SO	L, 2-1
2022	Carmen Mlodzinski	Harrisburg	L	3.2 IP, 5 H, 5 R, 5 ER, 1 BB, 3 SO	L, 9-6

*Left game after one inning because game was suspended by rain
 #Left game after facing one batter because game was suspended by rain

YEAR-BY-YEAR RESULTS IN HOME OPENERS

YEAR	DATE	OPPONENT	RESULT	ATT.	NOTES
1999	April 15	Bowie	W, 6-1	6,171	Six scoreless innings, seven strikeouts by starting pitcher Bronson Arroyo (W)
2000	April 7	Harrisburg	W, 7-3	6,133	Curve jump out to 5-0 lead to back five scoreless innings by Brian O'Connor (W)
2001	April 9	Reading	W, 6-3	6,220	Five-run first inning fuels Altoona's first win of the season
2002	April 4	Harrisburg	W, 7-5	6,408	Two runs in the eighth prove to be the difference
2003	April 10	Reading	W, 4-1	5,539	Sean Burnett (W) throws 5.2 scoreless innings for first Double-A win
2004	April 8	Portland	W, 3-2	5,667	Ian Snell (W) pitches five scoreless frames
2005	April 14	Erie	W, 7-3	6,182	Paul Maholm (W) allowed two unearned runs over six innings
2006	April 6	Trenton	W, 4-3	5,767	Rafael Alvarez tripled, scored on ground out to break 3-3 tie in eighth
2007	April 12	Reading	L, 7-6	4,555	Altoona's 5-4 lead crumbles with Reading's three-run eighth
2008	April 3	Reading	L, 8-3	6,736	Reading's four-run fourth chases Curve starter Kyle Bloom after eight runs allowed
2009	April 16	Erie	L, 3-0	5,174	Jamie Romak broke up no-hitter with two-out double in the 9th; 7 IP, 0 H by Erie's Alfredo Figaro
2010	April 8	Harrisburg	W, 5-1	4,252	Michael Crotta (W) pitches six one-hit, one-run frames; Four Altoona runs in fifth
2011	April 14	Richmond	W, 2-0	4,604	Aaron Thompson (W) 6 scoreless IP; Miles Durham RBI-double in 4th, Jordy Mercer solo-HR in 5th
2012	April 5	Erie	W, 7-4	5,354	Curve total 14 hits from every member of the lineup
2013	April 11	Harrisburg	W, 5-4	3,647	Casey Sadler (W) pitches 6 innings, 3 runs allowed; 3 hits, HR by Jarek Cunningham
2014	April 5	Erie	L, 2-0	4,139	Erie swept doubleheader; First two games on April 3 and 4 postponed
2015	April 16	Akron	W, 2-1 (11)	4,464	First home opener to go to extra innings; Eric Wood walk-off walk
2016	April 7	Harrisburg	W, 10-6	4,027	Harrisburg 8 runs from sixth inning on, Curve scored 5 vs. Harrisburg bullpen
2017	April 13	Akron	W, 3-2	7,313	Two homers by Kevin Kramer, including tie-breaker in eighth inning
2018	April 5	Akron	W, 6-5	5,024	Curve stun Akron with six-run eighth; Logan Hill go-ahead three-run HR
2019	April 11	Akron	W, 3-2 (12)	5,023	Six scoreless, one-hit innings by Cam Vieaux; Bligh Madris walk-off single
2021	May 4	Bowie	L, 2-1	2,300	First game in 614 days at PNG Field; Curve pitchers set franchise record for K's (17)
2022	April 8	Harrisburg	L, 9-6	4,339	Curve trailed 6-0 after T4, Matt Fraizer and Liover Peguero each hit 2-run HR's

YEAR-BY-YEAR RESULTS ON JULY 4

YEAR	SITE	OPPONENT	RESULT	ATT.	NOTES
1999	Erie	Erie	W, 14-4	2,479	Craig Wilson grand slam, five total RBIs, two HRs, four RBIs by Tike Redman
2000	ALTOONA	Reading	L, 9-5	7,443	Reading plates six in ninth, spoils strong start by Sam McConnell (7 IP, 3 R, 1 ER)
2001	Akron	Akron	W, 10-6	6,067	Shaun Skrehot triples twice, doubles; Four-run sixth opened up Altoona lead
2002	ALTOONA	Reading	L, 4-0	8,139	Reading's Ken Pumphrey spins complete-game, five-hit shutout
2003	ALTOONA	Erie	W, 11-5	9,137	Sean Burnett (W, 7 IP, 10 H, 4 R) earns 10th win behind big offensive output
2004	ALTOONA	Harrisburg	W, 2-0 (8)	9,163	Rain-shortened; Neal McDade (W) gets win after 7 scoreless innings, two Curve runs in 7th
2005	ALTOONA	Erie	L, 5-4	8,712	Jose Bautista HR in 4th inning, Josh Bonifay two-run HR in 9th pulls Curve within one
2006	Reading	Reading	L, 5-0	5,823	Reading's Zack Segovia seven-hit, complete-game shutout; Two-HR, four-RBI game for Gary Burnham
2007	Trenton	Trenton	L, 10-0 (5)	7,575	Rain-shortened; Brett Smith pitched no-hitter; Trenton hit 7 doubles and RBIs from 6 players
2008	ALTOONA	Harrisburg	L, 12-2	8,288	Curve bullpen tagged for 11 runs after five one-run innings by Kyle Bloom
2009	ALTOONA	Bowie	W, 1-0	8,151	Sixth-inning single by Miles Durham plates game's only run
2010	Reading	Reading	L, 6-4	7,625	Vance Worley (6 IP, 3 R) out-pitched Jared Hughes (5.2 IP, 6 R)
2011	ALTOONA	Akron	L, 7-1	7,920	Joe Beimel makes rehab start (1 IP, 0 R); Akron scores all 7 runs in 5 innings vs. Jeff Locke
2012	ALTOONA	Reading	L, 1-0	8,485	Second-inning error leads to only run of the game
2013	ALTOONA	Erie	W, 15-7	8,422	Three hits, two doubles and four RBIs by Carlos Paulino; 17 hits total by Curve
2014	ALTOONA	Harrisburg	W, 4-2	8,845	Justin Howard's pinch-hit, two-run homer breaks 1-1 tie in sixth inning
2015	ALTOONA	Harrisburg	L, 11-9	8,774	26 total hits and 10 extra-base hits combined; 8 strikeouts on 1-1 tie by Tyler Glasnow
2016	Akron	Akron	L, 5-3	8,221	Middle-inning, solo homers by Claudio Bautista and Clint Frazier make the difference
2017	ALTOONA	Binghamton	W, 6-0	8,796	8 scoreless innings by Tanner Anderson (W); Kevin Newman knocks in 4 runs, hits two-run HR
2018	ALTOONA	Trenton	L, 8-3	8,573	Trenton cranks out 14 hits, Ryan Bollinger (W) strikes out nine over 6 IP
2019	ALTOONA	Erie	W, 6-5 (10)	8,806	Walk-off, two-run 2B by Robbie Glendinning, first walk-off win & extra-inning game on July 4
2021	HARTFORD	Hartford	L, 9-6	6,850	Curve homer four times, but surrender six runs across 5th-7th inning in defeat
2022	AKRON	Akron	--	--	Did not play because of civil unrest in city of Akron

CURVE RECORD ON HOLIDAYS

The Curve play on five holidays each year. A complete record of the team's performance on those days is listed below.

HOLIDAY	OVERALL	HOME	ROAD	HOLIDAY	OVERALL	HOME	ROAD
Mother's Day	11-12 ¹	4-5	7-7	Independence Day	9-13 ⁴	7-8	2-5
Memorial Day	9-12 ²	2-7	7-5	Labor Day	9-12 ⁵	4-6	5-6
Father's Day	12-10 ³	5-7	7-3				

¹Split a doubleheader at Harrisburg in 2007, Rained out in Altoona in 2021
²Played a doubleheader vs. Binghamton in 2000 and rained out in 2004 vs. New Britain, did not play in 2022 (off day)
³Rained out at Binghamton in 2019
⁴Did not play in 2022 due to civil unrest in city of Akron
⁵Did not play on Labor Day 2021 and 2022 as a result of 6-game series scheduling

TEAM AWARDS

1999

Most Valuable Player Adam Hyzdu
 Fireman of the Year Matt Duff

2000

Most Valuable Player Adam Hyzdu
 Fireman of the Year Brian Smith

2001

Most Valuable Player Shaun Skrehot
 Fireman of the Year Tony Pavlovich

2002

Most Valuable Player Carlos Rivera
 Fireman of the Year Chris Spurling

2003

Most Valuable Player Sean Burnett
 Fireman of the Year Todd Ozias

2004

Most Valuable Player Chris Duffy
 Fireman of the Year Jeff Miller
 Teammate of the Year Nate McLouth

2005

Most Valuable Player Jose Bautista
 Pitcher of the Year Brady Borer
 Teammate of the Year Josh Bonifay
 King of Swing Josh Bonifay

2006

Most Valuable Player Brett Roneberg
 Pitchers of the Year Shane Youman
 Landon Jacobsen
 Unsung Hero Brandon Chavez
 King of Swing Ray Sadler

2007

Most Valuable Player Steve Pearce
 Pitcher of the Year Matt Peterson
 Unsung Hero Brian Peterson
 King of Swing Adam Boeve

2008

Most Valuable Player Jonel Pacheco
 Pitcher of the Year Juan Mateo
 Unsung Hero Milver Reyes
 Big Plays of the Year Brad Corley

2009

Most Valuable Player Pedro Alvarez
 Pitcher of the Year Yoslan Herrera
 Unsung Hero Miguel Perez

2010

Most Valuable Player Hector Gimenez
 Pitcher of the Year Rudy Owens
 Fireman of the Year Daniel Moskos
 Unsung Hero Josh Harrison
 Iron Man of the Year Matt Hague

2011

Most Valuable Player Starling Marte
 Pitcher of the Year Kyle McPherson
 Fireman of the Year Bryan Morris
 Unsung Hero Mike Colla
 Iron Man of the Year Brock Holt

2012

Most Valuable Player Brock Holt
 Pitcher of the Year Phil Irwin
 Fireman of the Year Vic Black
 Unsung Hero Matt Curry

2013

Most Valuable Player Alex Dickerson
 Pitcher of the Year Casey Sadler
 Unsung Heroes Justin Howard
 David Bornberg
 Fireman of the Year Luis Sanz
 Iron Man of the Year Jarek Cunningham

2014

Most Valuable Player Elias Diaz
 Pitcher of the Year Adrian Sampson
 Fireman of the Year Kenn Kasperek
 Unsung Hero Drew Maggi
 Iron Man of the Year Willy Garcia

2015

Most Valuable Player Max Moroff
 Pitcher of the Year Chad Kuhl
 Fireman of the Year Jhondaniel Medina
 Unsung Hero Adam Frazier

2016

Most Valuable Player Barrett Barnes
 Pitcher of the Year Cody Dickson
 Fireman of the Year Montana DuRapau
 Unsung Heroes Jonathan Schwind
 Eric Wood
 Iron Man of the Year Erich Weiss

2017

Most Valuable Player Edwin Espinal
 Pitchers of the Year Alex McRae
 Austin Coley
 Fireman of the Year Tate Scioneaux
 Unsung Hero Jerrick Suiter

2018

Most Valuable Player Will Craig
 Pitcher of the Year Cam Vieaux
 Defender of the Year Ke'Bryan Hayes
 Unsung Hero Jordan George
 Teammate of the Year Logan Rattledge
 Fan Appreciation Award Cole Tucker

2019

Most Valuable Player Jared Oliva
 Pitchers of the Year Pedro Vasquez
 Beau Sulser
 Fireman of the Year Matt Eckelman
 Unsung Hero Brett Pope

2021

Most Valuable Player Mason Martin
 Pitcher of the Year Trey McGough
 Fireman of the Year Cam Alldred
 Unsung Hero Josh Bissonette

2022

Most Valuable Player Jared Triolo
 Pitcher of the Year Luis Ortiz
 Fireman of the Year J.C. Flowers and Tahnaj Thomas
 Unsung Hero Andres Alvarez

1999 CURVE (67-73)

PLAYER	AVG	G	AB	R	H	2B	3B	HR	RBI	BB	SO	SB	CS
Asche, Mike	.412	7	17	3	7	2	0	0	3	1	3	1	1
Bieser, Steve	.209	40	148	24	31	5	2	4	23	21	32	3	4
Bryant, Matt	.250	12	24	1	6	0	0	0	1	2	7	0	0
Cruz, Ivan	.154	3	13	1	2	1	0	0	3	1	8	0	0
DeHaan, Kory	.268	47	190	26	51	13	2	3	24	11	46	14	6
Figueroa, Luis	.263	131	418	61	110	15	5	3	50	52	44	9	9
Haad, Yamid	.182	43	137	20	25	3	0	6	10	19	32	7	3
Haverbusch, Kevin	.286	93	332	57	95	22	2	14	61	12	60	6	4
Hernandez, Alex	.257	126	475	76	122	26	3	15	63	54	110	11	8
Hyzdu, Adam	.316	91	345	64	109	26	2	24	78	40	62	8	4
Iglesias, Luis	.281	31	89	13	25	6	0	6	16	14	26	0	1
Jorgensen, Tim	.130	7	23	1	3	1	0	0	2	0	6	0	0
Long, Garrett	.245	109	355	61	87	12	4	18	56	63	100	6	6
Lorenzana, Luis	.216	34	74	9	16	2	1	2	8	14	17	0	0
Mackowiak, Rob	.262	53	195	21	51	15	3	3	27	8	34	0	2
McConnell, Sam	.250	13	4	0	1	0	0	0	1	1	1	0	0
Patzke, Jeff	.298	53	198	31	59	12	1	2	25	33	45	4	2
Redman, Tike	.269	136	532	84	143	20	12	3	60	52	52	29	16
Robertson, Mike	.280	46	175	31	49	12	0	9	28	24	26	0	3
Rosario, Melvin	.241	26	87	11	21	9	0	1	11	6	15	0	0
Secrist, Reed	.168	36	95	9	16	5	0	0	10	13	23	0	0
Sweet, Jon	.257	37	105	15	27	5	1	2	13	11	15	0	1
Ward, Turner	.000	1	3	1	0	0	0	0	0	2	2	0	0
Wehner, John	.167	4	12	2	2	0	0	0	2	0	0	1	1
Wilson, Craig	.268	111	362	57	97	21	3	20	69	40	104	1	3
Wimmer, Chris	.252	27	107	9	27	5	2	1	6	8	12	5	2
Wright, Ron	.213	24	80	2	17	6	0	0	4	9	27	0	0
TOTALS	.258	140	4723	695	1218	249	43	138	664	519	964	105	78

HISTORY RECORDS

PLAYER	W-L	ERA	G	GS	CG	SHO	SV	IP	H	R	ER	HR	BB	SO
Ah Yat, Paul	8-4	3.02	16	15	0	0	0	95.1	86	41	32	6	30	90
Arroyo, Bronson	15-4	3.65	25	25	2	1	0	153.0	167	73	62	15	58	100
Ayers, Mike	0-0	1.59	11	0	0	0	0	17.0	10	4	3	1	11	16
Baron, Jim	9-9	3.97	29	20	0	0	0	145.0	141	73	64	13	44	75
Beltran, Alonso	0-2	9.00	13	0	0	0	1	18.0	27	18	18	2	9	18
Brown, Alvin	4-1	6.49	7	6	0	0	0	26.1	29	22	19	0	17	15
Burgos, Enrique	0-1	2.25	5	0	0	0	0	4.0	1	1	1	0	3	2
Christiansen, Jason	0-0	0.00	2	1	0	0	0	3.0	1	0	0	0	1	2
Cordova, Francisco	1-1	4.66	2	2	0	0	0	9.2	13	8	5	0	4	12
Daniels, David	2-2	2.67	55	0	0	0	8	67.1	55	21	20	6	19	63
Davis, Kane	4-6	3.78	16	16	0	0	0	95.1	97	51	40	5	41	53
Donnelly, Brendan	0-0	7.71	2	0	0	0	1	2.1	4	2	2	0	2	0
Dougherty, Tony	0-0	7.47	9	0	0	0	0	15.2	29	19	13	3	7	6
Duff, Matt	2-4	2.81	44	0	0	0	12	57.2	43	19	18	5	35	59
Dunbar, Matt	3-5	3.42	49	0	0	0	2	47.1	35	19	18	2	23	35
France, Aaron	4-5	3.67	33	11	0	0	0	95.2	79	50	39	8	48	70
Garcia, Al	0-0	4.50	2	0	0	0	0	4.0	6	4	2	0	3	1
Giard, Ken	2-2	1.71	38	0	0	0	6	42.0	34	12	8	1	25	48
Gonzalez, Mike	2-3	8.10	7	5	0	0	0	26.2	34	25	24	4	19	31
Long, Joey	0-0	5.91	8	0	0	0	0	10.2	16	8	7	3	4	5
Martinez, Javier	0-0	6.10	10	0	0	0	0	10.1	11	8	7	1	14	16
Mathews, Del	1-1	6.00	9	0	0	0	0	12.0	21	15	8	2	6	8
McConnell, Sam	1-7	6.64	13	12	1	0	0	62.1	82	52	46	7	33	40
O'Connor, Brian	7-11	4.70	28	27	1	0	0	153.1	152	98	80	10	92	106
Pena, Alex	1-0	3.86	9	0	0	0	0	21.0	22	12	9	2	9	20
Runion, Tony	1-4	3.59	31	0	0	0	2	42.2	52	23	17	3	9	39
Secrist, Reed	0-0	0.00	1	0	0	0	0	1.0	1	0	0	0	0	0
Wilkins, Marc	0-1	1.50	4	0	0	0	0	6.0	4	2	1	0	4	5
TOTALS	67-73	4.07	140	140	4	5	32	1244.2	1252	680	563	99	570	935



2000 CURVE (74-68)

PLAYER	AVG	G	AB	R	H	2B	3B	HR	RBI	BB	SO	SB	CS
Bass, Jayson	.244	19	45	7	11	0	1	0	5	5	8	3	0
Beimel, Joe	.250	10	8	3	2	1	0	0	0	1	4	0	0
Brown, Adrian	.000	2	5	1	0	0	0	0	0	3	1	0	0
Burton, Darren	.328	63	229	44	75	8	2	5	33	23	42	3	0
Cota, Humberto	.261	112	429	49	112	20	1	8	44	21	80	6	4
Duff, Matt	.400	48	5	0	2	0	0	0	0	0	1	0	0
Evans, Lee	.237	32	118	18	28	4	1	1	8	14	28	1	1
Figueroa, Luis	.284	94	342	45	97	10	4	1	28	37	32	14	5
Furniss, Wilburn	.239	121	348	50	83	16	1	11	52	68	82	4	4
Haad, Yamid	.197	59	183	24	36	7	0	4	13	18	44	1	1
Haverbusch, Kevin	.279	43	140	23	39	3	1	5	21	11	15	2	2
Hernandez, Alex	.337	50	199	28	67	16	1	4	34	13	42	1	2
Hyzdu, Adam	.290	142	514	96	149	39	2	31	106	94	102	3	7
Lankford, Derrick	.293	96	314	41	92	16	2	10	40	47	60	4	1
Long, Garrett	.230	42	122	18	28	8	0	4	18	17	33	0	1
Lorenzana, Luis	.157	24	51	7	8	2	0	0	2	4	15	0	0
Mackowiak, Rob	.297	134	526	82	156	33	4	13	87	22	96	18	5
McConnell, Sam	.125	20	8	0	1	0	0	0	1	1	4	0	0
Patterson, Jarrod	.139	11	36	1	5	1	0	0	4	3	11	0	0
Pickford, Kevin	.286	10	7	0	2	0	0	0	0	1	1	0	0
Pointer, Corey	.154	19	39	6	6	1	1	0	4	7	18	0	0
Sanders, Tracy	.184	26	76	11	14	4	0	4	12	12	29	0	0
Skrehot, Shaun	.228	57	158	14	36	4	1	0	9	16	32	7	2
Washington, Rico	.258	135	503	74	130	22	7	8	59	55	74	4	9
Williams, Keith	.256	36	121	14	31	5	0	3	17	16	29	3	1
Wilson, Jack	.252	33	139	17	35	7	2	1	16	14	17	1	3
TOTALS	.264	142	4764	682	1257	230	31	113	621	527	941	75	48

PLAYER	W-L	ERA	G	GS	CG	SHO	SV	IP	H	R	ER	HR	BB	SO
Alvarado, Carlos	3-0	4.11	16	1	0	0	1	30.2	31	16	14	2	18	27
Anderson, Jimmy	1-0	0.00	1	1	1	0	0	9.0	7	1	0	0	1	6
Ayers, Mike	3-2	3.24	38	0	0	0	1	58.1	47	30	21	2	29	49
Beimel, Joe	1-6	4.16	10	10	1	0	0	62.2	72	38	29	8	21	28
Burton, Darren	0-0	0.00	1	0	0	0	0	1.0	0	0	0	0	0	0
Carrasco, D.J.	1-1	8.36	9	0	0	0	0	14.0	16	14	13	0	13	10
Clontz, Brad	0-0	1.93	4	0	0	0	0	4.2	4	2	1	0	1	4
Duff, Matt	0-4	3.93	47	0	0	0	6	55.0	50	31	24	1	36	61
France, Aaron	5-2	3.44	22	12	0	0	0	81.0	83	41	31	4	27	57
Grabow, John	8-7	4.33	24	24	1	0	0	145.1	145	81	70	10	65	109
Guy, Brad	4-6	3.53	54	1	0	0	7	81.2	82	35	32	3	25	37
Guzman, Wilson	10-4	3.02	18	18	3	1	0	119.1	99	49	40	6	45	77
Lankford, Derrick	0-0	0.00	2	0	0	0	0	4.0	2	0	0	0	4	2
Loiselle, Rich	0-1	5.27	13	0	0	0	2	13.2	17	9	8	1	6	18
Manzuela, Roberto	0-1	5.06	8	2	0	0	0	21.1	26	16	12	0	13	14
Martin, Jeff	0-2	4.64	17	0	0	0	0	21.1	28	16	11	2	15	16
Mattson, Rob	1-1	6.32	7	6	0	0	0	37.0	48	33	26	4	16	19
McConnell, Sam	9-2	1.61	20	13	3	1	0	106.0	83	24	19	3	26	61
O'Connor, Brian	12-4	3.76	22	22	4	0	0	129.1	120	69	54	4	61	76
Osteen, Gavin	0-0	0.00	1	0	0	0	0	1.2	1	0	0	0	2	2
Padua, Geraldo	1-6	6.97	9	9	0	0	0	41.1	59	42	32	3	20	31
Pickford, Kevin	0-5	9.97	10	4	0	0	0	21.2	38	29	24	2	14	9
Rosengren, John	2-1	7.17	22	0	0	0	3	21.1	17	17	1	1	21	24
Sak, Jim	0-1	10.80	7	0	0	0	0	5.0	2	9	6	1	13	5
Smith, Brian	3-4	0.99	22	0	0	0	12	27.1	14	6	3	0	8	23
Sparks, Steve	6-7	4.77	23	17	3	2	0	109.1	103	66	58	6	54	66
Wimberly, Larry	4-1	6.86	10	2	0	0	0	21.0	29	22	16	4	11	25
TOTALS	74-68	4.06	142	142	16	8	32	1244.0	1223	696	561	67	565	856

HISTORY RECORDS



Adam Hyzdu spent two seasons with the Curve and still holds many of the franchise's hitting records.

2001 CURVE (63-79)

PLAYER	AVG	G	AB	R	H	2B	3B	HR	RBI	BB	SO	SB	CS
Alvarez, Tony	.319	67	254	34	81	16	1	6	25	9	30	17	11
Barns, B.J.	.220	30	109	12	24	6	2	6	15	7	37	3	1
Bass, Jayson	.235	67	170	18	40	14	3	1	13	10	47	9	5
Brown, Adrian	.333	7	30	7	10	1	1	0	1	7	7	1	2
Bruce, Mo	.118	10	34	4	4	1	0	0	2	4	11	0	2
Burton, Darren	.288	85	299	36	86	15	2	7	32	23	62	5	1
Davis, J.J.	.250	67	228	21	57	13	3	4	26	21	79	2	5
Doumit, Ryan	.250	2	4	0	1	0	0	0	2	1	1	0	0
Evans, Lee	.248	118	428	53	106	21	8	11	48	37	116	12	5
France, Aaron	.250	7	4	0	1	0	0	0	1	0	0	0	0
Galvez, Randy	.188	15	16	2	3	0	0	0	1	0	9	0	0
Green, Scarborough	.253	27	91	10	23	1	0	0	6	6	19	10	0
Haad, Yamid	.000	1	3	0	0	0	0	0	0	0	0	0	0
Haverbusch, Kevin	.261	43	153	17	40	10	2	2	19	5	23	1	1
House, J.R.	.258	112	426	51	110	25	2	11	56	37	103	1	2
Langston, Jay	.282	28	103	9	29	3	1	0	7	2	22	0	1
Lankford, Derrick	.158	6	19	2	3	1	1	0	2	2	6	0	0
Mann, Derek	.000	1	3	0	0	0	0	0	0	0	6	0	0
Martin, Justin	.329	63	161	20	53	7	0	0	13	14	21	16	6
Meier, Dan	.256	97	312	43	80	14	4	13	38	45	80	1	2
Monahan, Shane	.296	21	71	9	21	6	1	2	10	4	12	1	1
Paz, Richard	.238	85	248	30	59	15	1	4	30	52	55	7	6
Petersen, Chris	.210	38	100	7	21	6	0	0	11	17	5	1	2
Reid, Justin	.214	17	14	3	3	1	0	0	0	1	20	0	0
Rivera, Carlos	.234	111	389	44	91	30	0	10	50	13	71	0	2
Secrist, Reed	.071	4	14	0	1	0	0	0	1	7	6	0	0
Skrehot, Shaun	.267	117	468	61	125	30	6	6	45	30	63	24	15
Smith, Brian	.000	2	1	0	0	0	0	0	0	0	1	0	0
Stoner, Mike	.252	42	135	15	34	7	1	3	21	2	21	0	3
Washington, Rico	.302	75	291	31	88	17	0	4	29	21	49	5	5
Wehner, John	.228	25	92	10	21	3	0	0	8	3	11	4	0
TOTALS	.258	142	4760	557	1226	267	38	91	514	376	1027	120	78

HISTORY/RECORDS

PLAYER	W-L	ERA	G	GS	CG	SHO	SV	IP	H	R	ER	HR	BB	SO
Alvarado, Carlos	5-7	3.36	26	10	0	0	0	83.0	74	46	31	6	29	73
Ayers, Mike	0-1	2.25	7	0	0	0	0	8.0	8	3	0	0	3	6
Bennett, Jeff	1-1	3.86	1	0	0	0	0	7.0	9	2	2	0	2	6
Burnside, Adrian	0-2	3.62	6	6	0	0	0	32.1	28	15	13	3	14	32
Burton, Darren	0-0	18.00	1	0	0	0	0	1.0	3	2	0	0	1	2
Camp, Shawn	4-0	4.24	8	3	0	0	0	23.1	25	14	11	3	8	19
Carrasco, D.J.	2-2	4.14	27	1	0	0	1	37.0	34	22	17	2	25	35
Chaney, Mike	0-0	6.75	4	0	0	0	0	9.1	18	7	7	1	2	2
Chrysler, Clint	4-3	3.28	51	0	0	0	3	49.1	52	24	18	3	12	31
Cordova, Francisco	0-0	4.15	1	1	0	0	0	4.1	6	2	2	0	1	4
Diorio, Mike	1-4	7.91	18	0	0	0	0	33.0	40	34	29	5	19	14
Donaldson, Bo	3-1	3.10	17	0	0	0	5	20.1	12	7	7	2	7	22
France, Aaron	1-2	5.68	7	5	0	0	0	25.1	36	19	16	4	10	17
Galvez, Randy	5-6	3.45	15	15	0	0	0	86.0	93	40	33	3	22	45
Garcia, Mike	2-0	0.45	18	0	0	0	4	20.0	15	1	0	0	4	15
Gonzalez, Mike	5-4	3.71	14	14	1	1	0	87.1	81	38	36	5	36	66
Grabow, John	2-5	3.38	10	10	0	0	0	50.2	30	23	19	1	39	42
Guy, Brad	3-4	4.03	28	4	0	0	4	51.1	59	32	23	3	17	30
Lopez, Jose	1-2	4.83	6	5	0	0	0	31.2	38	20	17	3	11	23
Manzueta, Roberto	1-1	5.40	12	0	0	0	0	20.0	19	13	12	0	11	14
McDade, Neal	2-5	4.05	19	9	0	0	0	73.1	85	38	33	3	24	55
Mulholland, Terry	0-2	3.86	2	2	0	0	0	2.1	5	3	1	0	1	3
Padua, Geraldo	0-1	9.69	10	0	0	0	0	13.0	17	14	14	5	6	10
Pavlovich, Tony	0-3	2.98	31	0	0	0	12	42.1	38	15	14	0	13	26
Paz, Rich	1-0	0.00	1	0	0	0	0	1.0	0	0	0	0	1	0
Phillips, Jason	0-1	10.00	6	1	0	0	0	9.0	18	11	10	0	4	4
Reid, Justin	5-5	2.54	17	16	1	1	0	110.0	104	38	31	5	14	70
Rodriguez, Frank	0-0	4.82	7	0	0	0	0	9.1	9	6	5	0	8	5
Schmidt, Jason	0-1	0.96	3	3	0	0	0	9.1	7	1	1	0	1	17
Silva, Jose	0-0	0.00	2	0	0	0	0	1.1	2	0	0	0	1	2
Smith, Brian	1-0	0.00	2	0	0	0	0	4.1	3	0	0	0	0	3
Sparks, Steve	1-4	3.76	7	6	1	0	0	38.1	31	19	16	2	25	32
Spurting, Chris	5-7	3.11	34	15	0	0	1	121.2	133	48	42	9	28	63
Wehner, John	0-1	11.57	2	0	0	0	0	2.1	5	3	3	0	1	2
Williams, David	5-2	2.61	9	8	1	0	0	58.2	45	17	17	8	12	39
Wimberly, Larry	3-2	4.17	24	7	0	0	0	69.0	75	36	32	7	18	43
TOTALS	63-79	3.73	142	142	4	8	30	1245.2	1257	613	516	83	430	872



2002 CURVE (72-69)

Curve

PLAYER	AVG	G	AB	R	H	2B	3B	HR	RBI	BB	SO	SB	CS
Alvarez, Tony	.318	125	507	79	161	37	1	15	59	27	71	29	18
Benson, Kris	.000	1	2	0	0	0	0	0	0	0	2	0	0
Brown, Jason	.170	18	47	3	8	5	0	0	5	5	21	0	0
Burnside, Adrian	.238	33	21	2	5	0	1	0	3	0	7	0	0
Caruso, Joe	.250	47	148	19	37	5	2	3	20	8	16	3	3
Chrysler, Clint	.667	51	3	0	2	0	0	0	0	0	0	0	0
Davis, J.J.	.287	101	348	51	100	17	3	20	62	33	101	7	4
Derosso, Tony	.192	72	182	22	35	5	4	8	33	27	48	2	0
Garrett, Shawn	.290	131	489	71	142	24	8	11	73	33	88	19	6
Gonzalez, Mike	.357	16	14	1	5	0	0	0	1	0	4	0	0
Grabow, John	.133	28	15	2	2	0	1	0	0	2	4	0	0
Guy, Brad	.000	26	4	0	0	0	0	0	0	0	2	0	0
Haverbusch, Kevin	.292	35	130	18	38	7	0	5	16	4	21	4	2
House, J.R.	.264	30	91	9	24	6	0	2	11	13	21	0	0
King, Brad	.264	45	129	28	34	4	0	3	12	30	24	1	1
Lemonis, Chris	.000	6	17	1	0	0	0	0	0	2	1	1	0
Lopez, Jose	.250	11	4	1	1	0	0	0	0	0	1	0	0
McDade, Neal	.000	49	6	0	0	0	0	0	0	1	3	0	0
Meadows, Randy	.126	48	111	16	14	2	0	2	8	6	29	2	1
Meier, Dan	.245	78	237	27	58	10	2	6	33	23	66	2	3
Montgomery, Matt	-	44	0	0	0	0	0	0	0	0	0	0	0
O'Connor, Brian	.250	24	8	0	2	0	0	0	0	2	1	0	0
Pachot, John	.262	94	321	31	84	29	0	3	44	6	31	1	0
Reid, Justin	.182	25	22	2	4	0	1	0	1	0	8	0	0
Rios, Armando	.000	1	2	0	0	0	0	0	0	1	0	0	0
Rivera, Carlos	.302	128	494	67	149	28	2	22	84	27	75	1	1
Rodriguez, Victor	.293	61	188	29	55	6	0	3	20	9	20	3	0
Sefcik, Kevin	.308	126	467	69	144	32	2	2	51	44	42	12	8
Shaffar, Ben	.000	18	9	0	0	0	0	0	0	0	7	0	0
Skrehot, Shaun	.240	80	312	40	75	15	3	2	25	23	60	9	4
Spurling, Chris	.250	52	4	0	1	1	0	0	0	0	3	0	0
Vogel song, Ryan	.200	8	5	1	1	0	0	0	0	0	1	0	0
Washing ton, Rico	.223	112	359	53	80	11	3	8	34	60	66	3	4
Weichard, Paul	.000	1	1	0	0	0	0	0	0	0	1	0	0
Wimberly, Larry	.000	26	6	0	0	0	0	0	0	0	4	0	0
TOTALS	.268	141	4703	642	1261	244	33	115	596	386	849	99	55

PLAYER	W-L	ERA	G	GS	CG	SHO	SV	IP	H	R	ER	HR	BB	SO
Benson, Kris	1-0	1.29	1	1	0	0	0	7.0	5	1	1	1	0	7
Burnside, Adrian	6-9	4.55	32	23	0	0	0	130.2	120	70	66	18	67	122
Chrysler, Clint	3-2	3.97	51	0	0	0	3	56.2	55	29	25	7	21	26
Deschenes, Marc	0-0	3.00	3	0	0	0	3	3.0	3	1	1	0	0	4
Dougherty, Jim	1-1	5.06	7	0	0	0	0	10.2	13	6	6	1	7	5
Gonzalez, Mike	8-4	3.80	16	16	0	0	0	85.1	77	38	36	4	47	82
Grabow, John	8-13	5.47	28	27	1	1	0	146.1	181	94	89	10	47	97
Gravelle, Nick	0-0	18.00	1	0	0	0	0	1.0	3	2	2	1	0	0
Guy, Brad	3-2	3.17	26	5	1	1	1	76.2	87	31	27	7	16	40
Looney, Brian	0-0	1.17	4	0	0	0	0	7.2	5	1	1	1	1	3
Lopez, Jose	0-2	6.75	10	4	0	0	0	21.1	30	20	16	2	7	8
McDade, Neal	8-3	3.91	49	0	0	0	3	78.1	85	36	34	11	16	51
Meadows, Randy	0-0	0.00	1	0	0	0	0	1.1	2	0	0	0	0	0
Montgomery, Matt	3-0	4.21	44	0	0	0	3	66.1	62	32	31	3	26	50
O'Connor, Brian	5-7	5.06	24	14	1	1	0	85.1	86	50	48	6	50	53
Palma, Rick	1-1	1.80	10	0	0	0	0	10.0	12	2	2	0	3	10
Pavlovich, Tony	0-0	13.50	1	0	0	0	0	1.1	4	2	2	0	0	0
Reid, Justin	11-8	4.33	25	25	1	0	0	153.2	151	87	74	21	28	108
Shaffar, Ben	8-7	3.15	18	18	1	0	0	111.1	110	46	39	6	40	97
Spurling, Chris	4-3	2.19	51	0	0	0	20	70.0	54	18	17	8	12	60
Vogel song, Ryan	1-5	5.56	8	8	0	0	0	43.2	47	27	27	5	10	35
Wimberly, Larry	1-2	4.05	26	0	0	0	1	53.1	49	25	24	4	18	36
TOTALS	72-69	4.19	141	141	5	9	34	1221.0	1241	618	568	116	416	894



HISTORY RECORDS

2003 CURVE (78-63)

PLAYER	AVG	G	AB	R	H	2B	3B	HR	RBI	BB	SO	SB	CS
Burns, B.J.	.184	22	38	3	7	0	0	0	2	4	11	0	2
Bonifay, Josh	.285	114	386	51	110	30	0	11	56	39	106	1	4
Caruso, Joe	.196	83	224	28	44	6	0	2	29	28	43	3	1
Castillo, Jose	.287	126	498	68	143	24	6	5	66	40	81	19	10
Duffy, Chris	.273	137	494	84	135	23	6	1	42	44	78	34	12
Garrett, Shawn	.288	124	468	68	135	29	6	13	67	36	96	20	7
Heintz, Chris	.258	78	271	28	70	12	4	2	26	19	24	0	0
House, J.R.	.333	20	63	12	21	6	0	2	11	5	11	0	0
Navarrete, Ray	.256	92	285	32	73	20	1	5	35	15	40	1	5
Nicholson, Kevin	.294	114	405	63	119	31	5	7	45	41	44	8	8
Paulino, Ronny	.226	46	159	19	36	6	1	6	19	12	35	0	2
Perry, Chan	.285	109	386	46	110	24	1	7	63	28	38	4	2
Roneberg, Brett	.281	125	442	60	124	29	4	10	61	40	56	12	6
Sadler, Ray	.264	14	53	8	14	5	0	1	7	3	16	0	0
Shelton, Chris	.279	35	122	17	34	10	1	0	14	8	23	0	1
Skrehot, Shaun	.276	89	304	41	84	15	3	1	33	27	48	12	7
Snusz, Chris	.053	6	19	0	1	0	0	0	0	0	6	0	0
TOTALS	.270	141	4739	636	1278	274	38	73	583	397	811	114	67

HISTORY/RECORDS

PLAYER	W-L	ERA	G	GS	CG	SHO	SV	IP	H	R	ER	HR	BB	SO
Bennett, Jeff	4-4	2.72	33	2	0	0	1	59.2	45	22	18	2	23	62
Bonifay, Josh	0-0	9.00	1	0	0	0	0	1.0	2	1	1	0	0	0
Borner, Brady	3-2	3.96	17	0	0	0	0	25.0	24	11	11	4	10	19
Brooks, Frank	0-0	7.71	1	0	0	0	0	2.1	3	2	2	1	0	4
Burnett, Sean	14-6	3.21	27	27	2	1	0	159.2	158	60	57	2	29	86
Camp Shawn	0-2	4.34	18	0	0	0	0	29.0	26	14	14	2	11	35
Caruso, Joe	0-0	0.00	1	0	0	0	0	2.0	1	0	0	0	2	1
Chrysler, Clint	2-1	10.46	16	1	0	0	0	26.2	43	33	31	4	18	14
Connolly, Mike	7-8	3.39	25	23	0	0	0	127.1	123	55	48	10	38	90
Fordham, Tom	5-2	3.17	13	12	0	0	0	71.0	71	27	25	5	18	59
Gonzalez, Mike	0-0	1.23	5	0	0	0	1	7.1	4	1	1	1	2	10
Grabow, John	6-1	3.36	24	9	0	0	0	83.0	87	34	31	9	19	73
Guy, Brad	1-2	5.79	8	1	0	0	0	14.0	16	9	9	0	2	9
Jacobsen, Landon	9-11	2.93	27	27	1	0	0	162.2	156	60	53	11	40	80
Johnston, Mike	6-2	2.12	46	0	0	0	7	72.1	49	17	17	4	27	65
Martinez, Anastacio	0-0	2.25	3	0	0	0	0	4.0	6	1	1	1	1	1
McDade, Neal	1-6	2.72	38	0	0	0	4	72.2	75	32	22	5	18	48
Oquendo, Ian (Snell)	4-0	1.96	6	6	0	0	0	36.2	36	13	8	2	10	23
Ozias, Todd	2-2	1.62	51	0	0	0	21	61.0	47	14	11	2	17	52
Palma, Rick	6-5	3.67	35	5	0	0	0	68.2	70	35	28	3	24	61
Shaffar, Ben	1-3	4.48	13	11	0	0	0	64.1	68	38	32	3	20	50
Snell, Ian	4-0	1.96	6	6	0	0	0	36.2	36	13	8	2	10	23
Van Benschoten, John	7-6	3.69	17	17	1	0	0	90.1	95	46	37	5	34	78
TOTALS	78-63	3.32	141	141	4	10	35	1240.2	1205	525	457	76	363	920



2004 CURVE (85-56)

PLAYER	AVG	G	AB	R	H	2B	3B	HR	RBI	BB	SO	SB	CS
Bonifay, Josh	.277	96	343	52	95	16	0	19	76	40	96	5	1
Borner, Brady	.077	39	13	1	1	0	0	0	0	1	2	0	0
Bradley, Bobby	.250	19	12	1	3	0	0	0	1	0	4	0	0
Bullington, Bryan	.136	26	22	1	3	0	0	0	0	0	7	0	0
Candelario, Eddi	.000	21	3	0	0	0	0	0	0	0	0	0	0
Chaves, Brandon	.222	41	108	16	24	2	3	1	15	19	20	2	0
Cockrell, Michael	.154	8	13	0	2	0	0	0	1	1	4	0	0
Connolly, Mike	.000	21	12	0	0	0	0	0	0	2	8	0	0
Cortez, Jorge	.281	37	139	17	39	8	1	6	19	13	24	0	1
Crudale, Mike	.333	23	3	0	1	0	0	0	0	1	1	0	0
De Caster, Yurendell	.279	97	330	54	92	18	1	15	42	22	78	4	2
De La Rosa, Tomas	.333	8	18	3	6	1	0	1	1	1	2	1	1
Doumit, Ryan	.262	67	221	31	58	20	0	10	34	21	49	0	1
Duffy, Chris	.309	113	453	84	140	23	6	8	41	33	77	30	8
Duke, Zach	.125	9	8	1	1	1	0	0	0	0	5	0	0
Eldred, Brad	.279	39	147	24	41	9	0	17	60	6	51	0	0
Evans, Tom	.308	33	120	25	37	9	1	4	22	18	20	4	1
Jacobsen, Landon	.100	15	10	0	1	0	0	0	1	0	3	0	0
Koppinger, Jeff	.334	82	323	45	108	17	2	1	33	27	17	10	6
Lorraine, Andrew	.000	6	1	0	0	0	0	0	0	0	0	0	0
Lundquist, Dave	.000	15	0	0	0	0	0	0	0	0	0	0	0
McDade, Neal	.111	32	9	1	1	0	0	0	0	0	4	0	0
McLouth, Nate	.322	133	515	93	166	40	4	8	73	48	62	31	7
Mendez, Donaldo	.132	23	76	7	10	5	0	0	3	6	22	0	0
Miller, Jeff	.000	52	4	0	0	0	0	0	0	0	2	0	0
Moriarty, Mike	.303	20	66	17	20	9	0	0	6	11	13	1	0
Navarrete, Ray	.238	50	130	15	31	5	1	2	17	11	20	0	0
Nicholson, Kevin	.217	77	258	28	56	13	2	4	36	23	37	2	0
Paulino, Ronny	.285	99	369	54	105	23	2	15	60	32	62	3	2
Pena, Rodolfo	.500	1	4	0	2	0	0	0	0	0	0	0	0
Peterson, Matt	.000	7	2	1	0	0	0	0	0	1	2	0	0
Sadler, Ray	.268	120	429	61	115	25	1	20	72	23	89	16	6
Serrano, Elio	.500	45	2	2	1	0	0	0	0	0	0	0	0
Shaffar, Ben	.000	8	1	0	0	0	0	0	0	0	0	0	0
Sheldon, Scott	.183	18	60	5	11	2	0	1	9	6	14	1	0
Skrehot, Shaun	.263	67	243	33	64	12	1	1	16	15	24	5	2
Snell, Ian	.143	26	14	1	2	1	0	0	1	1	6	0	0
Snusz, Chris	.183	36	120	11	22	4	1	1	6	9	29	0	0
Stein, Blake	.000	36	1	0	0	0	0	0	0	1	1	0	0
Thomas, Gary	.226	30	93	13	21	8	2	2	8	9	14	0	0
TOTALS	.272	141	4695	697	1279	270	28	135	656	400	871	115	39

HISTORY RECORDS

PLAYER	W-L	ERA	G	GS	CG	SHO	SV	IP	H	R	ER	HR	BB	SO
Agamenhonne, Brandon	3-1	4.29	20	0	0	0	0	35.2	36	18	17	4	12	39
Alcala, Jason	1-0	0.00	1	0	0	0	0	3.1	2	0	0	1	0	3
Bimeal, Matt	1-0	12.27	3	0	0	0	0	3.2	7	7	5	1	0	3
Borner, Brady	5-6	5.47	39	9	0	0	1	100.1	120	76	61	17	30	62
Bradley, Bobby	5-4	3.11	19	19	0	0	0	101.1	85	42	35	8	41	78
Bullington, Bryan	12-7	4.10	26	26	0	0	0	145.0	160	77	66	18	47	100
Candelario, Eddi	0-1	4.84	21	0	0	0	2	35.1	31	21	19	5	17	34
Connolly, Mike	8-7	4.71	21	21	0	0	0	112.2	124	65	59	10	41	103
Crudale, Mike	1-0	5.67	23	0	0	0	2	33.1	35	23	21	5	22	24
Duke, Zach	5-1	1.58	9	9	0	0	0	51.1	41	11	9	2	10	36
Harts, Jeremy	0-2	5.28	9	0	0	0	1	15.1	12	9	0	0	13	10
Jacobsen, Landon	5-2	4.99	15	14	0	0	0	70.1	83	46	39	8	23	47
Lorraine, Andrew	0-0	0.00	6	0	0	0	0	7.1	4	0	0	0	1	7
Lundquist, Dave	3-2	5.75	15	0	0	0	0	20.1	21	13	13	2	8	15
McDade, Neal	8-1	3.36	32	7	0	0	1	85.2	70	35	32	7	26	53
Miller, Jeff	5-4	2.91	52	0	0	0	18	68.0	48	25	22	8	28	79
O'Brien, Patrick	1-0	0.00	2	0	0	0	0	4.1	1	0	0	0	3	1
Peterson, Matt	3-2	6.25	7	7	0	0	0	36.0	36	25	25	7	22	29
Reid, Justin	0-1	9.00	1	1	0	0	0	3.0	6	4	3	1	3	1
Serrano, Elio	3-5	5.63	45	0	0	0	14	56.0	73	44	35	11	15	39
Shaffar, Ben	0-1	7.40	8	2	0	0	0	20.2	28	20	17	4	10	23
Sheldon, Scott	0-0	0.00	1	0	0	0	0	0.1	0	0	0	0	0	0
Snell, Ian	11-7	3.16	26	26	3	2	0	151.0	147	54	53	16	40	142
Stein, Blake	5-2	3.52	36	0	0	0	7	61.1	51	27	24	6	25	62
TOTALS	85-56	4.16	141	141	3	11	46	1222.2	1223	644	565	140	438	992



2005 CURVE (76-66)

PLAYER	AVG	G	AB	R	H	2B	3B	HR	RBI	BB	SO	SB	CS
Bautista, Jose	.283	117	445	63	126	27	1	23	90	48	101	7	3
Boeve, Adam	.288	47	160	24	46	9	1	5	23	22	54	5	2
Bonifay, Josh	.282	103	376	53	106	22	3	25	77	33	110	0	1
Buttler, Vic	.313	25	83	15	26	3	1	0	7	10	10	6	2
Chaves, Brandon	.215	52	172	20	37	6	2	0	8	16	38	2	2
Chiaffredo, Paul	.267	8	30	4	8	4	0	1	7	1	11	0	0
Clark, Howie	.373	31	110	15	41	3	0	2	13	19	5	2	1
Cortes, Jorge	.259	110	363	50	94	18	1	6	49	49	81	2	1
Davis, Rajai	.281	123	499	82	140	22	5	4	34	43	76	45	9
Eldred, Brad	.333	21	84	22	28	6	0	13	27	8	25	1	1
Evans, Tom	.278	99	338	62	94	24	3	15	55	51	91	8	3
Guzman, Javier	.236	68	263	27	62	9	1	3	24	10	46	8	5
Lee, Taber	.203	24	79	8	16	2	1	2	10	7	13	1	0
Lytle, Chaz	.217	6	23	3	5	1	0	0	1	1	5	2	0
Maldonado, Carlos	.252	82	278	27	70	14	0	7	34	35	63	0	1
Meath, Matt	.333	2	3	2	1	1	0	0	1	1	0	0	0
Mercedes, Victor	.326	12	43	7	14	2	1	2	6	2	5	0	0
Neuberger, Scott	.263	10	38	1	10	0	0	0	4	1	7	0	0
Paulino, Ronny	.292	43	168	24	49	6	0	6	20	15	30	3	0
Raymundo, Gregg	.232	23	56	5	13	3	0	0	2	3	12	0	0
Sadler, Ray	.244	62	209	23	51	17	2	5	23	17	54	4	4
Snusz, Chris	.258	22	66	5	17	3	0	1	1	4	13	0	0
Stansberry, Craig	.238	116	421	62	100	22	11	18	67	44	114	14	5
Thompson, Rich	.257	94	346	58	89	11	5	3	30	30	60	45	6
Wilson, Andy	.235	7	17	1	4	0	0	0	1	3	4	0	0
TOTALS	.263	142	4801	671	1262	236	38	141	617	485	1081	155	46

HISTORY/RECORDS

PLAYER	W-L	ERA	G	GS	CG	SHO	SV	IP	H	R	ER	HR	BB	SO
Borner, Brady	6-1	2.08	48	0	0	0	0	90.2	77	22	21	8	13	90
Candelario, Eddi	3-4	3.12	13	13	0	0	0	75.0	76	33	26	5	15	59
Capps, Matt	0-2	2.70	17	0	0	0	7	20.0	21	8	6	2	1	26
Connolly, Mike	5-6	3.32	15	15	1	0	0	84.0	90	35	31	4	24	60
Evans, Tom	0-0	0.00	1	0	0	0	0	0.1	1	0	0	0	0	1
Gorzelanny, Tom	8-5	3.26	23	23	1	1	0	129.2	114	50	47	6	46	124
Harts, Jeremy	1-2	8.08	29	0	0	0	0	39.0	33	42	35	4	53	46
Izquierdo, Hansel	7-5	4.51	24	17	0	0	0	103.2	104	61	52	6	41	84
Jacobsen, Landon	2-0	3.86	11	0	0	0	1	23.1	21	14	10	1	11	23
Johnson, James	5-4	3.33	31	1	0	0	1	51.1	50	25	19	4	16	54
Kaye, Justin	3-3	4.09	53	0	0	0	22	61.2	63	29	28	4	29	54
Maholm, Paul	6-2	3.20	16	16	0	0	0	81.2	73	32	29	5	26	75
Martin, Greg	0-1	16.87	3	0	0	0	0	2.2	5	5	5	0	1	0
Peterson, Matt	11-9	5.51	27	26	0	0	0	143.2	156	102	88	19	74	87
Roach, Jason	1-3	4.42	10	4	0	0	2	36.2	45	21	18	7	11	19
Sanchez, Romulo	1-0	3.60	2	2	0	0	0	10.0	11	4	4	2	4	5
Shaffar, Ben	2-3	3.44	44	0	0	0	9	73.1	73	33	28	6	26	69
Sharpless, Josh	1-0	2.89	7	0	0	0	0	9.1	6	3	3	0	3	13
Snusz, Chris	0-0	0.00	1	0	0	0	0	1.0	2	1	0	0	0	0
Stewart, Paul	6-10	4.92	26	20	0	0	0	120.2	143	78	66	19	44	76
Youman, Shane	8-6	3.92	44	5	0	0	2	101.0	102	54	44	10	48	77
TOTALS	76-66	4.00	142	142	2	5	44	1258.2	1266	652	560	112	486	1042



2006 CURVE (75-64)

PLAYER	AVG	G	AB	R	H	2B	3B	HR	RBI	BB	SO	SB	CS
Albaladejo, Jonathan	.000	6	2	0	0	0	0	0	0	0	71	0	0
Alvarez, Rafael	.250	78	244	31	61	6	4	4	26	23	0	0	0
Bixler, Brian	.301	60	226	36	68	13	1	3	19	16	57	6	2
Boeve, Adam	.333	38	138	26	46	7	2	3	24	18	35	3	2
Borner, Brady	.000	6	3	0	0	0	0	0	0	0	0	0	0
Buttler, Vic	.292	109	411	52	120	20	14	5	51	33	53	21	3
Casey, Sean	.273	3	11	1	3	0	0	0	2	1	0	0	0
Chapman, Travis	.275	11	40	4	11	3	3	1	7	4	6	0	0
Chaves, Brandon	.228	120	377	41	86	15	3	5	52	50	76	9	1
Chiavacci, Ron	.222	6	9	0	2	0	0	0	0	0	5	0	0
Connolly, Michael	.182	9	11	2	2	0	0	0	2	3	6	0	0
Doumit, Ryan	.333	4	15	4	5	3	0	0	4	0	1	0	0
Guzman, Javier	.268	129	485	57	130	23	5	7	40	25	64	12	8
Hernandez, Chris	.200	18	5	0	1	0	0	0	0	1	3	0	0
Jacobsen, Landon	.000	7	13	1	0	0	0	0	1	1	0	0	0
Lee, Taber	.216	46	102	9	22	3	2	1	5	5	29	3	0
Lytlee, Chaz	.111	5	9	1	1	0	0	0	0	0	1	0	0
Maldonado, Carlos	.278	5	18	1	5	2	0	0	0	0	6	0	0
Martinez, Octavio	.259	24	81	9	21	2	0	0	8	3	11	1	1
McCutchen, Andrew	.308	20	78	12	24	4	0	3	12	8	20	1	1
Morgan, Nyjer	.306	56	219	39	67	6	5	1	10	15	28	21	11
Parrish, David	.292	72	240	28	70	15	1	4	32	29	38	0	0
Perez, Franklin	.000	7	1	0	0	0	0	0	0	0	0	0	0
Peterson, Matt	.000	14	16	0	0	0	0	0	0	0	10	0	0
Pond, Simon	.249	128	461	64	115	32	3	13	78	59	121	3	3
Reyes, Milver	.193	49	166	9	32	4	0	0	11	6	19	0	0
Roach, Jason	.125	7	16	1	2	0	0	0	0	0	5	0	0
Rodriguez, Nerio	.000	2	3	0	0	0	0	0	0	0	0	0	0
Roneberg, Brett	.303	109	400	63	121	19	1	10	74	51	58	9	9
Sadtler, Ray	.234	86	282	38	66	9	5	15	46	34	88	5	3
Shortslef, Josh	.250	4	8	0	2	0	0	0	0	0	0	0	0
Stansberry, Craig	.258	72	260	46	67	18	3	10	30	31	62	8	3
Starling, Wardell	.368	8	18	2	7	3	1	1	6	1	5	0	0
Thompson, Rich	.340	14	50	11	17	3	0	0	5	8	11	1	3
Ust, Brant	.199	55	166	14	33	3	0	4	17	13	38	0	1
Van Benschoten, John	.000	1	1	0	0	0	0	0	0	0	0	0	0
Vasquez, Jorge	.000	21	1	0	0	0	0	0	0	0	0	0	0
Walker, Neil	.161	10	31	5	5	0	0	2	3	1	4	0	0
Wells, Kip	.000	1	3	0	0	0	0	0	0	0	1	0	0
Youman, Shane	.000	7	7	0	0	0	0	0	0	0	2	0	0
TOTALS	.262	139	4628	607	1212	213	50	92	565	439	942	103	43

HISTORY RECORDS

PLAYER	W-L	ERA	G	GS	CG	SHO	SV	IP	H	R	ER	HR	BB	SO
Albaladejo, Jonathan	1-2	4.00	18	1	0	0	1	36.0	41	18	16	4	5	27
Blackwell, Chad	0-0	7.50	4	0	0	0	0	6.0	8	5	5	0	2	6
Borner, Brady	2-0	7.11	13	0	0	0	0	19.0	28	15	15	3	6	13
Chiavacci, Ron	1-3	3.06	10	7	0	0	0	50.0	40	26	17	6	13	49
Connolly, Mike	7-8	4.98	25	24	0	0	0	121.0	117	75	67	18	53	87
Davidson, David	1-1	2.31	10	1	0	0	0	11.2	8	4	3	0	10	13
Hernandez, Chris	5-3	3.65	42	0	0	2	2	66.2	58	31	27	3	21	71
Jacobsen, Landon	14-9	3.21	26	25	1	1	0	154.0	144	64	55	8	55	80
Johnson, James	0-0	6.62	11	0	0	0	0	17.2	20	13	13	3	12	15
Knight, Brandon	2-7	2.25	51	0	0	0	27	64.0	51	19	16	6	20	86
Lorenzo, Matt	0-1	15.00	1	1	0	0	0	3.0	4	5	5	0	4	1
Moeves, Derrik	0-1	5.40	5	0	0	0	0	6.2	6	4	4	1	5	6
Neal, Blaine	2-0	1.99	29	0	0	0	2	40.2	34	13	9	2	10	46
Perez, Franklin	2-1	2.57	16	0	0	0	2	28.0	18	9	8	3	8	21
Peterson, Matt	6-6	5.03	31	17	0	0	0	112.2	115	65	63	10	47	83
Roach, Jason	6-7	3.65	17	17	0	0	0	93.2	99	47	38	11	27	50
Rodriguez, Nerio	0-2	7.07	3	3	0	0	0	14.0	15	11	11	2	6	16
Rogers, Brian	0-0	0.00	2	0	0	0	1	4.0	2	0	0	0	2	5
Rojas, Chris	0-1	4.91	3	3	0	0	0	11.0	13	8	6	0	6	10
Sanchez, Romulo	0-0	5.00	8	0	0	0	0	9.0	8	5	5	0	8	5
Sharpless, Josh	2-0	0.86	14	0	0	0	8	21.0	8	2	2	1	9	30
Shortslef, Josh	6-2	4.45	12	12	0	0	0	60.2	62	33	30	4	13	50
Starling, Wardell	6-5	2.80	15	15	1	1	0	86.2	81	36	27	6	27	42
Van Benschoten, John	1-0	3.60	1	1	0	0	0	5.0	3	2	2	0	3	3
Vasquez, Jorge	3-3	2.22	47	0	0	0	5	65.0	45	21	16	2	28	87
Wells, Kip	1-0	3.68	1	1	0	0	0	7.1	6	3	3	1	4	4
Youman, Shane	7-2	1.51	23	11	0	0	1	95.1	70	27	16	4	20	64
TOTALS	75-64	3.56	139	139	2	11	49	1209.2	1104	561	479	98	421	970



2007 CURVE (73-68)

HISTORY/RECORDS

PLAYER	AVG	G	AB	R	H	2B	3B	HR	RBI	BB	SO	SB	CS
Albaladejo, Jonathan	.000	6	2	0	0	0	0	0	0	0	0	0	0
Bergeron, Peter	.240	33	104	12	25	4	1	0	9	8	18	2	0
Bloom, Kyle	1.000	1	1	0	1	0	0	0	0	0	0	0	0
Boeve, Adam	.270	96	330	55	89	14	2	17	53	50	100	17	5
Bouknight, Kip	.208	14	24	4	5	0	0	0	2	2	5	1	0
Bowers, Jason	.272	113	426	56	116	27	4	8	51	51	63	16	6
Brazelton, Dewon	.000	6	9	1	0	0	0	0	0	0	0	0	0
Buttler, Vic	.274	74	263	38	72	7	4	3	24	31	26	22	9
Chaves, Brandon	.265	105	336	41	89	17	2	0	40	39	79	19	6
Corley, Brad	.256	10	39	3	10	2	0	0	4	0	6	1	0
Davidson, David	.200	14	5	0	1	0	0	0	1	0	2	0	0
Delaney, Jason	.265	65	223	25	59	10	0	7	35	38	52	0	0
Elliott, Justin	.000	3	4	0	0	0	0	0	0	0	2	0	0
Falcon, Omar	.063	8	16	1	1	0	0	0	0	3	9	0	0
Fernandez, Alex	.219	82	215	22	47	11	0	2	23	12	30	1	0
Guzman, Javier	.310	52	171	19	53	13	0	2	25	5	20	7	0
Hernandez, Chris	.000	18	1	0	0	0	0	0	0	0	1	0	0
Herrera, Yoslan	.154	9	13	0	2	0	0	0	0	0	6	0	0
Johnson, Russ	.205	13	44	8	9	2	0	3	5	7	6	2	0
Lee, Taber	.235	89	196	29	46	8	0	0	16	31	31	11	1
Maldonado, Carlos	.000	3	6	0	0	0	0	0	0	0	1	0	0
McCutchen, Andrew	.258	118	446	70	115	20	3	10	48	44	83	17	1
Meath, Matt	.273	17	33	6	9	2	0	0	0	6	9	1	0
Munoz, Luis	.100	12	20	0	2	1	0	0	0	1	11	0	0
Nannini, Mike	.500	3	2	0	1	0	0	0	0	0	0	0	0
Parrish, David	.244	46	156	18	38	9	0	3	19	10	32	0	0
Pearce, Steve	.334	81	290	57	97	27	2	14	72	33	45	7	2
Peterson, Brian	.272	83	250	30	68	14	1	3	30	27	38	0	2
Reyes, Milver	.230	27	74	2	17	4	0	0	6	5	19	0	0
Roach, Jason	.000	13	1	0	0	0	0	0	0	0	0	0	0
Roneberg, Brett	.248	77	238	38	59	10	3	8	35	32	39	8	0
Ruiz, Randy	.290	47	162	20	47	9	1	7	30	18	32	0	1
Shortslef, Josh	.125	11	16	0	2	1	0	0	1	0	6	0	0
Soler, Alay	.250	7	4	0	1	0	0	0	0	0	1	0	0
Starling, Wardell	.000	11	6	0	0	0	0	0	0	1	3	0	0
Truby, Chris	.333	7	27	4	9	1	0	0	3	1	4	0	1
Walker, Neil	.288	117	431	77	124	30	3	13	66	53	73	9	4
TOTALS	.265	141	4582	636	1214	243	26	100	598	508	857	141	38

PLAYER	W-L	ERA	G	GS	CG	SHO	SV	IP	H	R	ER	HR	BB	SO
Astacio, Olivo	0-0	0.00	1	0	0	0	0	2.0	0	0	0	0	2	1
Belisario, Ronald	1-0	3.28	18	0	0	0	0	24.2	23	11	9	4	14	21
Bloom, Kyle	1-1	0.90	2	2	0	0	0	10.0	5	3	1	1	6	10
Bouknight, Kip	11-6	3.83	24	22	1	0	0	138.2	135	67	59	12	36	83
Bowers, Jason	0-0	0.00	1	0	0	0	0	1.0	1	0	0	0	0	1
Brazelton, Dewon	5-5	3.53	15	15	3	1	0	86.2	88	37	34	5	17	52
Bresnehan, Patrick	1-0	4.50	3	0	0	0	0	6.0	5	3	3	0	2	3
Crotta, Michael	0-1	10.12	1	1	0	0	0	2.2	6	7	3	0	2	0
Davidson, David	3-1	4.22	39	0	0	0	2	59.2	44	30	28	3	30	55
Hankins, Derek	0-1	12.27	1	1	0	0	0	3.2	4	6	5	1	5	2
Hernandez, Chris	6-1	2.86	42	0	0	0	4	56.2	53	19	18	4	20	55
Herrera, Yoslan	6-9	4.69	25	25	1	0	0	128.2	151	72	67	11	38	70
Munoz, Luis	12-5	3.63	25	23	1	1	0	136.1	130	63	55	11	32	89
Nannini, Mike	1-1	4.95	14	0	0	0	0	20.0	20	12	11	4	5	19
Paniagua, Jose	0-0	3.00	5	0	0	0	0	9.0	10	3	1	3	4	4
Peterson, Matt	4-2	1.98	51	0	0	0	29	63.2	50	14	14	4	27	56
Redmond, Todd	1-1	3.12	3	3	0	0	0	17.1	15	6	6	2	3	12
Reyes, Milver	0-0	0.00	1	0	0	0	0	0.1	1	0	0	0	0	0
Roach, Jason	4-3	5.00	32	2	0	0	1	63.0	76	44	35	4	28	39
Sanchez, Romulo	6-3	2.81	40	0	0	0	1	57.2	43	24	18	8	17	52
Shortslef, Josh	5-13	4.40	27	27	0	0	0	149.1	170	87	73	12	59	85
Soler, Alay	1-1	6.00	14	5	0	0	1	39.0	48	30	26	4	19	24
Starling, Wardell	3-8	6.48	32	12	1	0	1	84.2	96	64	61	5	32	51
Vaclavik, Justin	2-6	8.39	24	3	0	0	0	34.1	50	37	32	3	21	28
Williams, Brandon	0-0	10.80	2	0	0	0	0	3.1	6	4	4	0	1	2
TOTALS	73-68	4.24	141	141	7	7	39	1198.1	1230	643	565	98	419	814



2008 CURVE (65-77)

PLAYER	AVG	G	AB	R	H	2B	3B	HR	RBI	BB	SO	SB	CS
Alvarez, Victor	.100	23	60	7	6	2	0	0	0	10	10	1	1
Boone, James	.219	96	329	36	72	12	2	10	40	39	107	2	3
Bowers, Jason	.239	97	309	40	74	20	2	5	40	21	59	12	3
Chang, Ray	.333	5	6	1	2	1	0	0	0	2	2	0	0
Cortley, Brad	.262	134	500	59	131	25	3	11	49	25	106	5	9
Cruz, Luis	.264	105	375	41	99	24	1	6	46	19	34	3	3
Delaney, Jason	.292	109	367	42	107	21	3	7	43	68	77	7	2
Dorta, Melvin	.285	116	403	44	115	17	5	7	43	31	43	18	14
Doumit, Ryan	.429	3	7	0	3	0	0	0	0	0	2	0	0
Duffy, Chris	.259	18	58	7	15	5	1	1	4	6	10	1	1
Finegan, Brian	.207	31	82	8	17	3	0	2	3	3	16	3	1
Ford, Shelby	.285	81	319	43	91	23	10	4	32	20	49	19	5
Gonzalez, Angel R.	.278	29	97	10	27	5	1	1	8	1	23	2	2
Lerud, Steven	.233	47	146	17	34	7	0	4	18	14	42	1	0
Negrych, Jim	.310	25	87	10	27	5	0	0	10	11	14	5	1
Pacheco, Jonel	.288	116	416	64	120	17	0	12	52	42	82	11	4
Perez, Miguel	.281	57	171	14	48	4	0	2	22	9	32	1	1
Powell, Pedro	.148	45	81	6	12	0	0	0	4	7	15	6	1
Reyes, Milver	.187	53	150	10	28	4	0	1	7	7	31	0	0
Romak, Jamie	.208	33	120	15	25	6	0	7	23	17	32	0	0
Tabata, Jose	.348	22	89	16	31	6	2	3	13	8	18	8	0
Watts, Kris	.160	17	50	2	8	1	0	0	3	5	7	1	0
Webster, Anthony	.229	91	292	41	67	11	5	5	35	23	21	10	6
Wilson, Jack	.316	7	19	1	6	0	0	0	0	4	2	1	0
TOTALS	.255	142	4640	539	1182	221	35	88	499	397	876	117	57

PLAYER	W-L	ERA	G	GS	CG	SHO	SV	IP	H	R	ER	HR	BB	SO
Antelo, Derek	0-0	10.80	9	1	0	0	0	10.0	15	15	12	2	12	5
Barthmaier, Jimmy	2-4	4.86	10	10	0	0	0	46.1	42	27	25	3	21	40
Belisario, Ronald	4-4	4.74	38	0	0	0	9	57.0	63	31	30	5	25	36
Bloom, Kyle	5-8	4.19	28	22	1	0	0	109.2	103	57	51	9	55	93
Bowers, Jason	0-0	0.00	1	0	0	0	0	0.1	0	0	0	0	1	0
Bresnehan, Pat	0-1	4.29	38	0	0	0	6	50.1	44	32	24	1	50	40
Capps, Matt	0-0	0.00	3	0	0	0	0	3.0	0	0	0	0	1	5
Castori, Christian	1-3	6.66	23	5	0	0	2	51.1	70	39	38	7	22	23
Davidson, David	4-2	3.34	35	0	0	0	0	64.2	58	27	24	3	36	51
Guerrero, Emilis	0-0	6.75	1	0	0	0	0	1.1	2	1	1	0	1	1
Hamman, Corey	5-6	3.18	16	13	0	0	0	70.2	69	30	25	7	19	44
Hankins, Derek	2-11	4.54	24	23	0	0	0	119.0	135	168	60	14	26	89
Hernandez, Chris	4-0	2.61	14	0	0	0	4	20.2	15	6	6	1	3	23
Herrera, Yoslan	6-9	3.46	21	21	0	0	0	114.1	114	51	44	9	36	69
Hill, Joshua	4-11	4.53	22	21	0	0	0	111.1	119	68	56	12	48	65
Holliday, Brian	1-1	6.91	3	3	1	0	0	14.1	24	13	11	2	4	8
Hughes, Jared	2-2	4.94	6	6	0	0	0	31.0	35	19	17	4	16	18
Johnson, Blair	1-0	10.00	7	0	0	0	0	9.0	16	10	10	3	4	3
Mateo, Juan	7-1	2.12	32	0	0	0	5	68.0	50	22	16	5	17	58
Meek, Evan	1-1	2.81	9	0	0	0	2	16.0	14	5	5	0	3	17
Munoz, Luis	1-4	7.34	7	7	0	0	0	30.2	41	25	25	4	16	14
Pearson, Kyle	0-0	7.00	5	0	0	0	0	9.0	14	7	7	2	4	4
Reichert, Dan	3-4	4.65	9	9	0	0	0	50.1	48	28	26	5	25	31
Reyes, Milver	0-0	36.00	1	0	0	0	0	1.0	4	4	4	2	0	1
Roberts, Kevin	1-1	7.56	13	0	0	0	0	16.2	14	16	14	2	15	9
Robles, Moises	1-1	6.27	13	0	0	0	0	18.2	28	16	13	2	5	10
Rogers, Brian	2-0	0.60	7	0	0	0	0	15.0	9	1	1	0	3	13
Shortslef, Josh	5-2	3.47	29	1	0	0	3	62.1	59	29	24	3	25	51
Sues, Jeff	3-1	3.77	24	0	0	0	1	43.0	35	19	18	3	20	55
TOTALS	65-77	4.35	142	142	2	6	32	1215.0	1240	666	587	110	513	876

HISTORY RECORDS



2009 CURVE (62-80)

PLAYER	AVG	G	AB	R	H	2B	3B	HR	RBI	BB	SO	SB	CS
Alvarez, Pedro	.333	60	222	42	74	18	0	13	40	34	59	1	0
Boone, James	.179	43	123	11	22	5	0	1	10	7	29	2	0
Chang, Ray	.291	41	127	22	37	14	0	2	19	15	16	1	2
Corley, Brad	.221	31	104	14	23	6	1	4	14	4	25	0	1
Corsaletti, Jeff	.230	89	278	31	64	14	3	2	23	50	33	6	3
Delaney, Jason	.271	125	435	49	118	25	5	7	65	57	90	1	3
Durham, Miles	.275	65	240	31	66	17	2	5	34	20	57	8	2
Ford, Shelby	.233	29	103	12	24	6	0	2	17	12	18	2	0
Friday, Brian	.265	110	407	48	108	22	3	7	46	51	69	7	5
Gimenez, Hector	.286	41	133	16	38	6	1	6	18	6	22	2	1
Gonzalez, Angel R.	.192	66	172	17	33	6	1	1	14	14	37	2	1
Hernandez, Gorkys	.262	86	344	45	90	14	2	3	31	24	76	9	8
Lerud, Steven	.240	95	304	31	73	17	0	4	26	38	53	2	1
Lopez, Pedro	.263	53	190	24	50	3	1	3	16	13	20	1	3
Machado, Anderson	.185	28	81	9	15	4	1	0	2	14	21	4	1
Negrych, Jim	.272	93	323	51	88	18	1	3	30	45	37	8	1
Pacheco, Jonel	.275	122	432	58	119	24	2	14	58	27	89	15	12
Perez, Miguel	.262	30	84	14	22	5	0	2	12	8	21	0	0
Prasch, Eddie	.294	8	17	4	5	0	0	0	0	0	4	0	0
Reyes, Milver	.282	14	39	4	11	5	0	0	3	4	9	0	0
Romak, Jamie	.175	64	211	12	37	12	0	5	24	18	66	1	0
Tabata, Jose	.303	61	228	31	69	15	1	2	25	20	25	7	6
TOTALS	.256	142	4676	580	1195	257	24	87	530	485	916	79	50

PLAYER	W-L	ERA	G	GS	CG	SHO	SV	IP	H	R	ER	HR	BB	SO
Agüero, Ramon	0-2	2.84	8	0	0	0	4	12.2	8	4	4	0	6	13
Alderson, Tim	3-1	4.66	7	7	0	0	0	38.2	39	23	20	4	13	18
Bloom, Kyle	6-9	4.05	22	21	0	0	0	104.1	92	60	47	3	57	71
Castorri, Christian	1-1	17.36	5	0	0	0	0	4.2	12	10	9	1	3	3
Chang, Ray	0-0	0.00	1	0	0	0	0	1.0	0	0	0	0	0	0
Corley, Brad	0-0	0.00	1	0	0	0	0	1.0	0	0	0	0	1	1
Crotta, Michael	7-8	4.76	27	27	0	0	0	143.2	181	90	76	7	33	97
Dubee, Michael	3-0	2.91	26	0	0	0	1	34.0	39	21	11	5	10	28
Dumatrait, Phil	0-1	11.25	1	1	0	0	0	4.0	9	5	5	0	0	4
Hamman, Corey	0-3	3.68	29	0	0	0	1	29.1	28	15	12	1	8	21
Hankins, Derek	3-4	4.42	19	9	0	0	1	71.1	70	40	35	6	26	66
Herrera, Yoslan	11-1	3.23	23	15	0	0	0	97.2	98	39	35	5	33	65
Herron, Tyler	0-2	4.50	8	4	0	0	0	26.0	30	13	13	1	15	18
Hill, Josh	0-1	5.45	22	0	0	0	0	34.2	41	24	21	4	11	21
Holdzkorn, Lincoln	0-1	0.00	14	0	0	0	0	17.0	15	7	0	1	10	10
Hughes, Jared	1-6	3.88	17	7	0	0	3	46.1	55	31	20	1	16	36
Krebs, Eric	2-4	4.86	10	0	0	0	0	16.2	11	12	9	1	17	15
Lincoln, Brad	1-5	2.28	13	13	1	1	0	75.0	63	22	19	4	18	65
Machi, Jean	2-3	2.08	28	0	0	0	6	34.2	28	12	8	2	13	25
Mateo, Juan	0-0	0.00	1	0	0	0	0	1.0	1	0	0	0	0	1
Molleken, Dustin	1-1	4.62	18	0	0	0	1	37.0	37	21	19	5	16	26
Moskos, Danny	11-10	3.74	27	25	1	0	0	149.0	159	75	62	11	58	77
Nestor, Scott	2-3	5.31	33	0	0	0	10	42.1	35	26	25	7	29	47
Newsom, Randy	2-1	17.36	5	0	0	0	0	4.2	8	9	9	1	6	2
Nottingham, Shawn	0-1	8.37	26	0	0	0	0	23.2	34	22	22	1	19	22
Robles, Moises	1-0	6.48	6	0	0	0	0	8.1	12	6	6	3	2	7
Smith, Sean	3-3	2.95	22	3	1	1	7	61.0	48	23	20	4	23	53
Sues, Jeff	2-6	4.46	40	0	0	0	2	78.2	66	43	39	7	37	74
Veal, Donald	0-0	1.35	7	5	0	0	0	13.1	5	2	2	0	10	18
Watson, Tony	0-3	8.22	5	5	0	0	0	15.1	22	18	14	2	11	14
TOTALS	62-80	4.11	142	142	3	10	36	1227.0	1246	673	560	87	501	918

HISTORY/RECORDS




2010 CURVE (82-60)

PLAYER	AVG	G	AB	R	H	2B	3B	HR	RBI	BB	SO	SB	CS
Chen, Yung-Chi	.238	32	105	11	25	5	1	1	14	8	17	2	0
d'Arnaud, Chase	.247	132	530	91	131	33	9	6	48	56	102	33	7
de los Santos, Jose	.200	54	150	15	30	4	0	0	12	5	35	9	3
Durham, Miles	.259	136	483	64	125	27	6	10	69	52	139	9	9
Ford, Shelby	.245	56	151	16	37	8	1	4	16	6	39	4	0
Gimenez, Hector	.305	94	338	49	103	29	0	16	72	46	72	6	1
Hague, Matt	.295	135	509	90	150	30	0	15	86	61	62	3	6
Harrison, Josh	.300	135	520	74	156	33	3	4	75	32	52	19	7
Hernandez, Gorkys	.266	92	368	45	98	11	4	2	26	33	95	17	3
Jones, Brandon	.245	31	110	10	27	5	0	1	7	13	17	0	0
Lambo, Andrew	.275	26	91	12	25	1	0	2	10	9	30	0	0
Mercer, Jordy	.282	126	485	67	137	31	2	3	65	31	69	7	1
Negruch, Jim	.274	75	230	33	63	11	3	1	35	31	45	2	5
Norman, Anthony	.220	71	191	28	42	8	2	4	20	28	49	4	2
Presley, Alex	.350	67	246	42	86	13	7	6	47	19	33	5	1
Skelton, James	.250	4	4	1	1	0	0	0	0	0	2	0	0
Watts, Kris	.266	56	173	26	46	13	0	4	19	31	22	0	0
TOTALS	.268	142	4835	688	1294	268	38	80	627	475	960	120	45

PLAYER	W-L	ERA	G	GS	CG	SHO	SV	IP	H	R	ER	HR	BB	SO
Aguero, Ramon	2-5	8.68	17	0	0	0	2	18.2	27	18	18	1	14	17
Alderson, Tim	7-6	5.62	18	18	0	0	0	89.2	112	60	56	10	27	59
Barthmaier, Jimmy	0-0	12.00	5	0	0	0	0	3.0	6	5	4	0	5	2
Boleska, Tom	1-1	2.73	12	0	0	0	3	26.1	25	10	8	2	8	18
Claggett, Anthony	0-0	3.00	12	0	0	0	0	15.0	15	5	5	0	5	13
Colla, Michael	2-0	3.10	13	0	0	0	1	29.0	27	11	10	5	8	23
Crotta, Mike	2-0	1.78	4	4	0	0	0	25.1	14	5	5	0	3	16
Dubee, Michael	6-2	2.24	45	0	0	0	5	76.1	62	23	19	4	19	68
Duke, Zach	0-0	2.57	2	2	0	0	0	7.0	5	2	2	1	1	1
Hamman, Corey	0-0	18.00	9	0	0	0	0	9.0	15	18	18	4	9	6
Hankins, Derek	5-5	2.83	34	7	1	0	7	101.2	88	36	32	7	30	68
Hansen, Craig	0-0	0.00	1	0	0	0	0	2.0	0	0	0	0	2	0
Hughes, Jared	12-8	4.42	30	23	0	0	0	150.2	166	93	74	15	41	120
Locke, Jeff	3-2	3.59	10	10	0	0	0	57.2	57	24	23	5	12	56
Molleken, Dustin	4-4	4.15	31	0	0	0	0	60.2	55	30	28	3	21	62
Moreno, Diego	0-0	7.04	7	0	0	0	2	7.2	10	6	6	1	3	12
Morris, Bryan	6-4	4.25	19	16	0	0	0	89.0	87	45	42	9	31	84
Moskos, Daniel	3-1	1.52	37	0	0	0	21	41.1	26	10	7	0	16	43
Ohlendorf, Ross	0-0	0.00	1	1	0	0	0	4.0	3	0	0	0	1	6
Owens, Rudy	12-6	2.46	26	26	0	0	0	150.0	124	46	41	11	23	132
Sues, Jeff	0-2	3.86	19	0	0	0	4	25.2	28	12	11	3	12	19
Taschner, Jack	0-0	4.50	2	0	0	0	0	2.0	2	1	1	0	1	2
Uviedo, Ronald	0-2	3.22	16	0	0	0	0	22.1	13	8	8	3	12	28
Watson, Tony	6-4	2.67	34	9	0	0	2	111.1	82	33	33	11	24	105
Wilson, Justin	11-8	3.09	27	26	0	0	0	142.2	109	59	49	4	71	134
TOTALS	82-60	3.55	142	142	1	7	47	1268.0	1158	560	500	99	399	1094

HISTORY RECORDS



2011 CURVE (64-77)

PLAYER	AVG	G	AB	R	H	2B	3B	HR	RBI	BB	SO	SB	CS
Chalk, Brad	.244	97	266	23	65	7	5	0	36	26	45	4	1
Curry, Matt	.242	87	302	38	73	16	3	6	39	33	90	1	1
Durham, Miles	.204	45	157	18	32	10	1	2	19	15	52	4	1
Farrell, Jeremy	.260	88	312	40	81	18	1	5	38	29	78	4	1
Ford, Shelby	.194	20	62	5	12	1	0	1	6	1	19	0	1
Fryer, Eric	.345	37	113	24	39	4	2	5	16	16	21	1	0
Hernandez, Jose	.165	40	91	6	15	4	1	1	10	5	36	0	1
Holt, Brock	.288	132	511	62	147	30	9	1	40	50	85	18	10
Lambo, Andrew	.274	69	252	35	69	17	0	8	41	26	59	4	3
Latimore, Quincy	.239	128	457	52	109	32	1	15	59	33	140	7	8
Marte, Starling	.332	129	536	91	178	38	8	12	50	22	100	24	12
Mercer, Jordy	.268	72	265	40	71	17	1	13	48	23	35	6	3
Norman, Anthony	.282	29	71	12	20	3	4	0	9	7	16	2	1
Picart, Greg	.218	56	170	14	37	2	2	1	14	15	35	3	2
Rodriguez, Josh	.267	57	225	24	60	3	0	5	19	18	41	3	1
Sanchez, Tony	.241	118	402	46	97	14	1	5	44	47	76	5	5
Sanchez, Yunesky	.299	42	134	13	40	6	0	2	18	6	18	0	1
Scott, Travis	.091	10	33	2	3	0	1	0	2	1	10	0	0
Watts, Kris	.232	71	194	24	45	9	0	3	14	30	37	0	0
TOTALS	.258	141	4673	574	1204	231	39	85	525	407	1052	86	52

HISTORY RECORDS

PLAYER	W-L	ERA	G	GS	CG	SHO	SV	IP	H	R	ER	HR	BB	SO
Alderson, Tim	0-4	4.12	42	1	0	0	0	74.1	70	39	34	6	27	57
Beimel, Joe	0-0	0.00	4	2	0	0	0	3.1	2	0	0	0	1	1
Boleska, Tom	1-1	5.40	12	0	0	0	0	16.2	14	10	10	0	12	11
Claggett, Anthony	5-5	3.75	42	0	0	0	2	62.1	46	26	26	6	32	36
Colla, Mike	5-11	3.70	29	23	0	0	0	133.2	117	58	55	20	39	109
Cox, Tyler	1-0	0.00	1	0	0	0	0	1.0	1	0	0	0	0	1
Crotta, Mike	0-0	0.00	1	0	0	0	0	1.0	1	0	0	0	0	1
Dubee, Michael	2-6	3.27	43	0	0	0	6	63.1	72	26	23	2	16	50
Hernandez, Jose	0-0	0.00	1	0	0	0	0	1.0	0	0	0	0	0	3
Hughes, Jared	3-4	4.09	13	11	0	0	0	61.2	62	31	28	2	18	33
Irwin, Phil	8-4	3.81	15	14	0	0	0	87.1	91	42	37	9	10	69
Krol, Noah	3-5	4.45	54	0	0	0	24	54.2	62	30	27	2	19	28
Leach, Brian	0-0	9.00	10	0	0	0	0	15.0	14	15	15	0	15	7
Leroux, Chris	1-2	2.57	5	0	0	0	0	7.0	9	5	2	2	0	6
Locke, Jeff	7-8	4.03	23	22	0	0	0	125	118	68	56	9	46	114
Loree, Mike	0-0	1.17	4	0	0	0	0	7.2	6	1	1	0	3	11
McPherson, Kyle	8-5	3.02	16	16	0	0	0	89.1	75	34	30	7	21	82
McSwain, Matt	2-0	3.76	32	2	0	0	0	67.0	70	29	28	11	17	29
Moreno, Diego	0-0	4.91	7	0	0	0	0	11.0	10	6	6	1	3	14
Morris, Bryan	3-4	3.35	35	6	0	0	3	78.0	72	34	29	2	33	64
Ohlendorf, Ross	0-0	3.86	1	1	0	0	0	4.2	5	2	2	1	1	3
Pribanic, Aaron	10-9	3.88	28	27	1	1	0	153.0	169	69	66	13	28	71
Sinkbeil, Brett	0-1	4.03	4	4	0	0	0	22.1	29	16	10	3	2	23
Thompson, Aaron	4-7	5.16	28	12	0	0	0	83.2	100	55	48	6	20	51
Veal, Donnie	0-1	7.71	4	0	0	0	0	4.2	9	4	4	3	0	3
Welker, Duke	1-0	5.40	8	0	0	0	0	10.0	11	7	6	0	1	9
TOTALS	64-77	3.95	141	141	1	11	35	1238.2	1225	607	543	105	364	886

TALLEST CURVE PLAYERS

20 of the 24 players in Curve history listed at 6-foot-6 or taller have been right-handed pitchers.

John Holdzkom, RHP (2014).....	6-9	TALLEST POSITION PLAYERS BY PRIMARY POSITION	
Johnny Hellweg, RHP (2017).....	6-9	C Jacob Stallings (2012, '15).....	6-5
Kenn Kasperek, RHP (2013-14).....	6-8	1B Will Matthiessen (2022).....	6-7
Tyler Glasnow, RHP (2015-16).....	6-8	2B Shelby Ford (2008-11).....	6-3
Oddy Nunez, LHP (2021).....	6-8	3B Neil Walker (2006-07, '13).....	6-3
Oneil Cruz, SS (2019-21).....	6-7	SS Oneil Cruz (2019).....	6-7
Jared Hughes, RHP (2008-11, '13).....	6-7	LF/RF Todd Dunn (1999).....	6-5
Will Matthiessen, 1B (2022).....	6-7	CF Gregory Polanco (2013).....	6-5
Blake Stein, RHP (2004).....	6-7		
Tyler Sample, RHP (2014-15).....	6-7		
Duke Welker, RHP (2011-12).....	6-7		

The shortest player in Curve history was infielder Andy Wilson, listed at 5-foot-6, who played seven games for the Curve in 2005. After Elvis Escobar converted from outfielder to left-handed pitcher in 2018, Escobar's 5-foot-8 measurements made him the shortest Curve pitcher on record followed by Alonso Beltran (1999), Wilson Guzman (2000) and Elicer Navarro (2013) at 5-foot-9.

2012 CURVE (72-70)

Curve

PLAYER	AVG	G	AB	R	H	2B	3B	HR	RBI	BB	SO	SB	CS
Brown, Kelson	.290	56	138	20	40	6	1	2	19	13	23	3	2
Cabrera, Ramon	.276	112	384	47	106	22	2	3	50	39	44	0	3
Chambers, Evan	.182	31	77	12	14	2	1	1	9	8	29	1	2
Cunningham, Jarek	.217	105	359	43	78	19	3	6	45	37	111	3	3
Curry, Matt	.285	111	396	53	113	34	5	11	76	44	107	4	4
Cutler, Charlie	.296	55	152	25	45	7	3	2	19	21	17	1	0
Durham, Miles	.259	40	135	22	35	11	2	2	14	13	33	6	3
Farrell, Jeremy	.221	98	298	32	66	15	1	4	25	31	83	3	3
Gonzalez, Elevys	.196	50	148	10	29	6	1	2	15	14	42	1	3
Grossman, Robbie	.266	95	350	59	93	20	4	7	36	59	78	9	10
Holt, Brock	.322	102	382	52	123	24	6	2	43	40	51	11	11
Lambo, Andrew	.250	26	92	13	23	3	1	4	16	14	19	0	1
Latimore, Quincy	.252	126	413	52	104	24	3	15	71	38	105	10	8
Maggi, Drew	.218	52	179	28	39	4	2	0	9	18	41	5	2
Marrero, Christian	.200	5	15	2	3	0	0	1	3	0	6	0	0
Norman, Anthony	.186	27	59	8	11	1	2	0	3	5	16	1	0
Nunez, Gustavo	.227	7	22	2	5	1	0	0	3	2	4	1	1
Perez, Miguel	.250	1	4	0	1	0	0	0	1	0	2	0	0
Picart, Greg	.211	15	19	3	4	0	0	0	0	3	1	1	0
Sanchez, Tony	.277	40	141	22	39	14	1	0	17	18	33	1	1
Stallings, Jacob	1.000	1	1	0	1	0	0	0	0	0	0	0	0
Tejeda, Oscar	.242	54	198	23	48	13	1	3	28	15	42	3	0
Vasquez, Andy	.250	2	4	1	1	1	0	0	1	0	1	0	0
Welch, Stefan	.266	67	214	34	57	12	1	5	27	31	59	3	1
TOTALS	.259	142	4510	605	1170	254	42	72	561	500	1019	84	66

PLAYER	W-L	ERA	G	GS	CG	SHO	SV	IP	H	R	ER	HR	BB	SO
Alderson, Tim	5-4	4.25	26	11	0	0	3	84.2	89	45	40	7	26	62
Baker, Nathan	4-7	4.94	32	13	0	0	1	105.2	100	67	58	9	57	77
Beckman, Ryan	0-0	0.00	1	0	0	0	0	0.1	1	0	0	0	1	1
Black, Vic	2-3	1.65	51	0	0	0	13	60.0	40	14	11	2	29	85
Cofield, Kyle	0-1	5.28	11	0	0	0	1	15.1	13	10	9	3	4	15
Cole, Gerrit	3-6	2.90	12	12	0	0	0	59.0	54	28	19	2	23	60
Colla, Mike	5-6	3.75	37	10	0	0	2	96.0	96	49	40	11	27	75
Cruz, Juan	0-0	13.50	2	2	0	0	0	1.1	5	2	2	0	0	2
Cumpton, Brandon	12-11	3.84	27	27	0	0	0	152.1	149	72	65	9	46	88
Foster, Zach	0-1	13.50	1	0	0	0	0	2.2	3	4	4	0	2	1
Harvey, Kris	0-3	3.29	31	0	0	0	2	54.2	52	26	20	4	27	45
Inman, Jeff	2-2	3.83	30	1	0	0	3	51.2	45	22	22	2	19	36
Irwin, Phil	4-7	2.93	18	16	3	1	0	104.1	97	39	34	7	17	83
Johnson, Kris	3-2	2.09	15	9	0	0	1	56.0	50	19	13	3	24	42
Kaminska, Kyle	1-0	3.00	4	1	0	0	0	12.0	13	4	4	0	0	11
Karstens, Jeff	1-0	0.90	2	2	0	0	0	10.0	8	1	1	0	1	6
Kensing, Logan	2-0	4.58	12	0	0	0	1	17.2	18	11	9	1	6	14
Maggi, Drew	0-0	0.00	1	0	0	0	0	0.1	0	0	0	0	0	0
Martis, Shairon	6-2	4.56	11	8	0	0	0	53.1	45	27	27	7	19	30
McPherson, Kyle	3-5	4.07	9	9	0	0	0	48.2	54	26	22	5	5	46
McSwain, Matt	4-2	4.88	19	6	0	0	0	55.1	66	35	30	2	27	41
Poreda, Aaron	2-0	2.25	3	3	0	0	0	16.0	12	6	4	0	11	11
Pribanic, Aaron	0-2	7.36	3	3	0	0	0	11.0	17	11	9	1	11	6
Ramos, Jhonathan	2-1	2.61	13	0	0	0	0	20.2	19	6	6	2	6	14
Strickland, Hunter	2-2	4.46	23	0	0	0	2	42.1	50	23	21	5	15	33
Taillon, Jameson	3-0	1.59	3	3	0	0	0	17.0	11	3	3	0	1	18
Townsend, Jason	2-0	0.00	3	0	0	0	0	10.1	10	0	0	0	4	3
Turgeon, Erik	1-0	0.00	1	0	0	0	0	2.0	0	0	0	0	1	0
Waldron, Tyler	1-2	4.05	6	6	0	0	0	26.2	26	12	12	3	11	15
Welker, Duke	2-1	2.31	15	0	0	0	5	23.1	19	7	6	0	7	19
TOTALS	72-70	3.65	142	142	3	9	34	1210.2	1162	569	491	85	427	939

HISTORY RECORDS



2013 CURVE (63-79)

PLAYER	AVG	G	AB	R	H	2B	3B	HR	RBI	BB	SO	SB	CS
Brown, Kelson	.192	53	104	13	20	3	0	0	5	12	16	4	1
Cunningham, Jarek	.216	131	468	53	101	18	4	19	49	30	127	12	6
Curry, Matt	.248	26	105	11	26	4	0	4	16	5	35	2	0
Cutler, Charlie	.298	86	255	32	76	16	3	3	26	39	37	3	0
d'Arnaud, Chase	.143	4	14	1	2	0	0	0	0	1	1	1	0
Dickerson, Alex	.28	126	451	61	130	36	3	17	68	27	89	10	7
Hanson, ALEN	.255	35	137	13	35	4	5	1	10	8	26	6	2
Howard, Justin	.314	98	283	40	89	15	1	8	38	38	62	7	6
Lambo, Andrew	.291	58	220	35	6	9	4	14	46	20	60	6	1
Maggi, Drew	.254	95	264	38	67	14	2	1	25	27	49	18	6
Ngoepe, Gift	.177	72	220	29	39	10	2	3	16	28	82	10	3
Paulino, Carlos	.220	99	323	23	71	9	4	0	38	28	48	5	1
Perez, Miguel	.143	4	7	1	1	0	0	0	0	0	1	0	0
Polanco, Gregory	.263	68	243	36	64	13	2	6	41	36	36	13	7
Rojas Jr., Mel	.274	120	446	57	122	28	9	5	41	38	100	14	8
Sanchez, Tony	.176	4	17	2	3	1	0	0	0	0	3	0	0
Santos, Adalberto	.281	118	409	62	115	23	1	6	47	59	70	21	8
Snider, Travis	.333	2	6	1	2	0	0	0	0	0	0	0	0
Solis, Ali	.164	20	61	7	10	3	0	0	1	3	17	2	0
Tejeda, Oscar	.262	29	84	10	22	2	0	2	12	5	18	0	0
Vasquez, Andy	.248	94	262	32	65	5	4	4	27	15	71	12	9
Walker, Neil	.417	4	12	0	5	1	0	0	1	1	2	0	0
Welch, Stefan	.149	29	74	6	11	2	0	1	6	10	16	0	0
TOTALS	.252	142	4591	569	1157	218	44	94	520	437	1026	146	65

HISTORY/RECORDS

PLAYER	W-L	ERA	G	GS	CG	SHO	SV	IP	H	R	ER	HR	BB	SO
Alderson, Tim	1-0	1.32	7	0	0	0	2	13.2	4	3	2	0	2	17
Baker, Nate	4-4	6.05	38	7	0	0	3	80.1	92	63	54	8	45	68
Beckman, Ryan	0-1	2.37	15	0	0	0	1	19.0	19	7	5	0	7	15
Bromberg, David	6-12	3.51	26	20	0	0	0	136.0	120	64	53	10	52	127
Brown, Kelson	0-0	0.00	1	0	0	0	0	1.0	0	0	0	0	1	0
Cevette, Dan	0-0	0.00	2	0	0	0	0	2.1	3	1	0	0	1	2
Contreras, Jose	0-0	0.00	2	0	0	0	0	2.0	0	0	0	0	0	1
Cumpton, Brandon	0-1	7.45	2	2	0	0	0	9.2	11	9	8	0	5	7
Dodson, Zack	0-1	13.50	1	1	0	0	0	4.0	8	6	6	0	4	2
Grilli, Jason	0-0	0.00	2	2	0	0	0	2.0	2	0	0	0	0	4
Hollingsworth, Ethan	6-5	3.55	24	9	0	0	0	83.2	70	38	33	11	20	47
Hughes, Jared	0-0	0.00	1	1	0	0	0	2.0	1	0	0	0	0	4
Inman, Jeff	1-1	2.65	10	0	0	0	2	17.0	15	5	5	1	6	14
Karstens, Jeff	0-0	0.00	1	1	0	0	0	4.0	2	2	0	0	2	4
Kasperek, Kenn	4-2	3.26	38	1	0	0	2	60.2	62	27	22	3	16	44
Kingham, Nick	3-3	2.70	14	12	0	0	0	73.1	70	24	22	1	30	69
Liriano, Francisco	0-1	13.50	1	1	0	0	0	2.2	4	4	1	3	4	4
McDonald, James	0-1	5.79	2	2	0	0	0	4.2	4	3	3	1	5	2
Miller, Quinton	1-5	3.75	31	2	0	0	1	57.2	49	25	24	3	36	45
Morton, Charlie	1-1	2.41	4	4	0	0	0	18.2	10	5	5	2	6	11
Navarro, Elicer	4-8	4.52	15	14	0	0	0	75.2	76	44	38	8	35	55
Pimentel, Stolmy	4-3	3.61	13	13	1	0	0	77.1	74	36	31	8	35	61
Ramos, Jhonathan	3-2	4.72	36	0	0	0	1	47.2	53	25	25	4	11	42
Sadler, Casey	11-7	3.31	23	23	1	0	0	130.1	116	54	48	11	42	67
Sanz, Luis	3-5	4.94	47	3	0	0	16	62.0	61	38	34	8	35	61
Tailon, Jameson	4-7	3.67	20	19	0	0	0	110.1	112	54	45	8	36	106
Thornton, Zack	2-1	2.00	19	1	0	0	2	36.0	24	9	8	1	7	45
Townsend, Jason	5-5	6.71	36	1	0	0	3	53.2	71	50	40	7	27	38
Vasquez, Andy	0-0	0.00	1	0	0	0	0	1.0	0	0	0	0	1	0
Waldron, Tyler	0-3	4.81	8	3	0	0	0	24.1	31	18	13	1	10	13
TOTALS	63-79	3.92	142	142	2	10	33	1212.2	1164	614	528	97	480	975



2014 CURVE (61-81)

Curve

PLAYER	AVG	G	AB	R	H	2B	3B	HR	RBI	BB	SO	SB	CS
Allie, Stetson	.246	117	407	60	100	16	0	21	62	71	127	9	6
Barnes, Clint	.333	2	6	0	2	0	0	0	0	0	0	0	0
Bell, Josh	.287	24	94	13	27	2	0	0	7	8	12	4	1
Brown, Kelson	.295	51	129	8	38	3	1	0	8	4	18	3	2
Broxton, Keon	.275	127	407	67	112	22	9	15	52	59	122	25	6
Cabrera, Ramon	.239	12	46	5	11	5	0	1	5	3	6	0	1
Cunningham, Jarek	.246	101	309	46	76	16	4	8	27	27	69	3	4
Curry, Matt	.234	58	188	22	44	8	1	4	23	20	50	1	1
Diaz, Elias	.328	91	326	41	107	20	0	6	54	30	51	3	2
Emsley-Pai, Kawika	.000	3	8	2	0	0	0	0	0	4	4	0	0
Gamache, Dan	.275	39	138	22	38	11	0	6	27	11	32	0	1
Garcia, Willy	.271	126	439	59	119	27	5	18	63	24	145	8	4
Hanson, Alen	.280	118	482	64	135	21	12	11	58	31	88	25	11
Henriquez, Ralph	.129	25	85	7	11	2	0	2	6	1	23	1	0
Howard, Justin	.233	63	159	18	37	10	0	3	10	15	41	1	0
Maggi, Drew	.280	110	347	60	97	12	0	3	25	50	58	37	19
Ngoepe, Gift	.238	131	437	58	104	17	9	9	52	51	135	13	8
Paulino, Carlos	.296	22	71	5	21	4	0	1	13	3	19	0	1
Rojas, Jr., Mel	.303	53	195	26	59	11	1	5	36	23	34	6	4
Sosa, Junior	.360	12	25	2	9	3	0	0	1	1	3	1	0
Vasquez, Andy	.268	96	272	38	73	18	1	11	38	15	61	17	6
TOTALS	.265	142	4672	632	1236	231	43	124	575	457	1155	159	77

PLAYER	W-L	ERA	G	GS	CG	SHO	SV	IP	H	R	ER	HR	BB	SO
Baker, Nate	3-1	1.71	17	0	0	0	0	26.1	24	9	5	1	13	22
Balester, Collin	1-4	6.55	10	0	0	0	1	11.0	10	9	8	2	9	10
Beckman, Ryan	3-4	2.62	45	0	0	0	5	55.0	44	18	16	2	21	28
Benedict, Matt	0-5	5.77	30	1	0	0	0	53.0	62	39	34	2	25	35
Castro, Orlando	0-0	11.25	2	2	0	0	0	8.0	13	10	10	1	4	8
de Leon, Emmanuel	1-2	3.56	31	0	0	0	3	48.0	57	24	19	2	20	35
Dodson, Zack	4-8	4.62	24	23	0	0	0	122.2	139	75	63	11	46	76
Hartan, Tom	3-3	3.71	11	10	0	0	0	60.2	60	29	25	6	17	26
Holdzkom, John	1-0	0.00	4	0	0	0	0	6.0	1	0	0	0	2	10
Inman, Jeff	5-0	1.09	18	0	0	0	1	24.2	18	3	3	0	11	18
Kasperek, Kenn	1-1	2.25	31	0	0	0	13	40.0	30	11	10	2	5	37
Kingham, Nick	1-7	3.04	12	12	0	0	0	71.0	71	35	24	3	25	54
Ludwig, Pat	3-4	5.63	8	7	0	0	0	40.0	53	26	25	4	14	24
Mann, Brandon	1-4	2.91	14	2	0	0	0	34.0	33	13	11	1	14	34
Miller, Quinton	1-2	4.04	24	0	0	0	4	35.2	37	18	16	3	24	30
Montero, Joan	3-4	6.02	28	7	0	0	0	61.1	84	50	41	2	37	31
Morris, A.J.	5-1	1.98	14	9	0	0	0	59.0	48	17	13	4	18	40
Morton, Charlie	0-0	4.50	1	1	0	0	0	4.0	4	2	2	0	1	6
Nevarez, Matt	1-1	1.35	6	0	0	0	1	6.2	3	1	1	1	5	9
Pimentel, Stolmy	0-0	1.42	5	3	0	0	0	6.1	6	3	1	0	5	6
Ramos, Jhonathan	5-6	4.38	31	7	0	0	2	63.2	72	41	31	8	22	37
Rodriguez, Joely	6-11	4.84	30	21	2	0	1	134.0	151	80	72	10	43	73
Rodriguez, Wandy	0-1	10.38	2	2	0	0	0	8.2	11	11	10	3	6	7
Sample, Tyler	3-3	6.49	11	6	0	0	0	34.2	35	30	25	2	30	28
Sampson, Adrian	10-5	2.55	24	24	2	1	0	148.0	125	45	42	10	30	99
Sanchez, Angel	0-2	4.32	6	5	0	0	0	33.1	40	18	16	5	10	21
Townsend, Jason	0-1	7.04	7	0	0	0	1	7.2	12	8	6	0	5	11
Vasquez, Andy	0-0	8.31	4	0	0	0	0	4.1	5	4	4	2	2	2
Waldron, Tyler	0-0	0.00	1	0	0	0	0	1.0	0	0	0	0	0	3
Yang, Yao-Hsun	0-1	6.48	11	0	0	0	0	16.2	15	12	12	1	18	16
TOTALS	61-81	4.00	142	142	4	6	32	1225.1	1263	641	545	88	482	836

HISTORY RECORDS




2015 CURVE (74-68)

PLAYER	AVG	G	AB	R	H	2B	3B	HR	RBI	BB	SO	SB	CS
Allie, Stetson	.205	120	409	45	84	17	0	17	58	47	135	6	3
Barnes, Barrett	.246	37	126	17	31	6	0	3	17	16	25	4	4
Bell, Josh	.307	96	368	47	113	17	6	5	60	44	50	7	4
Broxton, Keon	.302	45	179	35	54	12	4	3	26	19	51	11	6
Frazier, Adam	.324	103	377	59	122	21	4	2	30	34	42	11	7
Gamache, Dan	.335	74	245	32	82	13	1	5	37	17	36	3	6
Garcia, Willy	.314	53	204	26	64	7	2	5	29	11	47	3	2
Jones, JaCoby	.500	3	10	2	5	0	0	0	2	1	0	1	0
Meadows, Austin	.360	6	25	5	9	2	3	0	1	2	5	1	0
Moroff, Max	.293	136	523	79	153	28	6	7	51	70	111	17	13
Morris, Hunter	.133	12	30	2	4	1	0	0	4	1	5	0	0
Ngoepe, Gift	.260	71	246	31	64	12	2	3	25	24	66	3	6
Osuna, Jose	.288	85	323	46	93	20	2	8	52	17	61	6	3
Rojas Jr., Mel	.257	66	214	21	55	11	4	2	19	27	51	6	3
Salcedo, Edward	.238	73	214	20	51	12	1	3	30	21	40	3	4
Schwind, Jonathan	.109	22	46	4	5	2	1	0	3	2	15	2	0
Sosa, Junior	.286	4	7	1	2	0	0	0	0	0	2	0	0
Stallings, Jacob	.275	74	265	25	73	14	1	3	32	15	64	4	1
Stewart, Chris	.333	2	6	0	2	0	0	0	0	1	1	0	1
Valle, Sebastian	.279	70	247	27	69	21	0	4	26	22	56	1	2
Vasquez, Andy	.239	46	117	15	28	7	1	3	13	3	30	0	2
Weiss, Erich	.250	31	112	15	28	4	1	0	14	8	22	4	2
Wood, Eric	.237	101	334	39	79	11	3	2	28	32	88	3	7
TOTALS	.271	142	4753	603	1288	238	42	75	560	443	1055	96	76

HISTORY RECORDS

PLAYER	W-L	ERA	G	GS	CG	SHO	SV	IP	H	R	ER	HR	BB	SO
Balester, Collin	1-0	1.77	13	0	0	0	4	20.1	14	4	4	1	6	14
Barrios, Yhonathan	0-1	1.46	20	0	0	0	10	24.2	17	7	4	1	9	12
Benedict, Matt	5-7	6.03	22	16	1	0	0	97.0	126	67	65	7	21	47
Bleich, Jeremy	0-2	3.25	25	0	0	0	4	36.0	37	16	13	1	11	28
Brault, Steven	9-3	2.00	15	15	0	0	0	90.0	72	22	20	1	19	80
Creasy, Jason	12-8	4.41	27	25	0	0	1	147.0	163	79	72	12	52	71
Dodson, Zack	7-10	3.67	28	27	1	0	0	162.0	163	78	66	11	36	89
DuRapau, Montana	0-0	0.00	2	0	0	0	0	1.1	0	0	0	0	0	3
Eppler, Tyler	0-1	10.13	1	1	0	0	0	5.1	4	6	6	1	3	3
Glasnow, Tyler	5-3	2.43	12	12	0	0	0	63.0	41	22	17	2	19	82
Harlan, Tom	6-3	3.63	38	5	0	0	1	86.2	91	36	35	6	24	67
Inman, Jeff	2-1	2.79	17	0	0	0	3	19.1	22	6	6	0	5	20
Kuchno, John	3-6	3.46	40	0	0	0	7	67.2	64	43	26	8	23	32
Kuhl, Chad	11-5	2.48	26	26	1	0	0	152.2	133	53	42	10	41	101
McKinney, Brett	0-3	7.50	24	0	0	0	1	30.0	42	26	25	5	14	31
Medina, Jhondaniel	3-6	2.76	45	0	0	0	12	62.0	42	27	19	2	37	44
Miller, Adam	0-0	9.00	1	0	0	0	0	1.0	2	1	1	0	1	2
Morton, Charlie	1-0	0.00	1	1	0	0	0	7.0	2	0	0	0	2	5
Perez, Clario	0-1	3.89	20	0	0	0	1	34.2	32	20	15	2	15	21
Salcedo, Edward	0-1	6.75	2	0	0	0	0	1.1	2	1	1	0	5	0
Sample, Tyler	0-1	7.56	7	0	0	0	0	8.1	7	7	7	1	11	7
Sanchez, Angel	8-1	2.79	13	13	0	0	0	77.1	72	27	24	4	19	49
Scahill, Rob	0-0	0.00	1	1	0	0	0	3.0	2	0	0	0	1	0
Schwind, Jonathan	0-0	0.00	3	0	0	0	0	3.2	3	0	0	0	3	0
Smith, Josh	1-4	5.29	34	0	0	0	0	47.2	42	29	28	3	34	31
Stallings, Jacob	0-0	0.00	1	0	0	0	0	0.1	0	0	0	0	0	0
Stock, Robert	0-0	14.54	3	0	0	0	0	4.1	2	9	7	0	10	4
Vasquez, Andy	0-1	4.50	3	0	0	0	0	4.0	4	2	2	1	2	1
TOTALS	74-68	3.61	142	142	3	16	44	1257.2	1201	588	505	79	423	844



2016 CURVE (76-64)

Curve

PLAYER	AVG	G	AB	R	H	2B	3B	HR	RBI	BB	SO	SB	CS
Allie, Stetson	.247	111	365	53	90	20	2	16	63	42	110	1	2
Barnes, Barrett	.306	124	405	60	124	28	7	9	47	41	105	10	4
Diaz, Chris	.226	79	226	30	51	13	0	1	16	32	43	5	2
Diaz, Elias	.286	2	7	0	2	0	0	0	1	1	1	0	0
Escobar, Elvis	.241	29	112	21	27	2	2	2	7	10	26	2	2
Espinal, Edwin	.289	111	394	33	114	25	1	7	56	19	67	0	1
Feliz, Anderson	.256	106	347	39	89	22	4	4	32	35	88	7	1
Jhang, Jin-De	.298	54	188	20	56	13	0	1	21	11	12	1	0
Maffei, Justin	.175	25	63	9	11	1	0	0	5	6	13	1	0
McGuire, Reese	.254	92	319	34	81	18	2	1	42	36	34	6	6
Meadows, Austin	.311	45	167	33	52	16	8	6	23	16	32	9	3
Morales, Tomas	.235	21	51	6	12	0	2	2	6	2	7	0	0
Newman, Kevin	.288	61	233	41	67	11	2	2	28	26	24	6	3
Osuna, Jose	.269	70	253	34	68	18	3	6	38	23	44	1	1
Ramirez, Harold	.311	99	383	60	119	17	7	2	50	22	66	7	10
Schwind, Jonathan	.236	75	165	22	39	7	1	3	21	21	40	2	2
Stewart, Chris	.200	10	25	6	5	0	0	0	3	8	1	0	0
Weiss, Erich	.276	127	456	56	126	24	9	6	65	49	90	6	3
Wood, Eric	.249	118	402	63	100	20	5	16	50	52	88	5	4
TOTALS	.265	140	4638	616	1231	255	55	84	577	457	956	67	42

PLAYER	W-L	ERA	G	GS	CG	SHO	SV	IP	H	R	ER	HR	BB	SO
Creasy, Jason	4-1	6.07	8	5	0	0	0	29.2	34	24	20	2	10	16
Dickson, Cody	10-5	3.66	28	26	1	0	1	140.0	127	60	57	8	93	105
DuRapau, Montana	3-3	3.65	50	0	0	0	22	49.1	43	21	20	6	19	51
Duncan, Frank	3-2	2.36	7	2	0	0	0	26.2	23	8	7	0	7	24
Eppler, Tyler	9-10	3.99	27	27	1	0	0	162.1	176	78	72	14	33	106
Glasnow, Tyler	0-0	3.00	2	2	0	0	0	6.0	4	2	2	1	6	11
Haley, Trey	0-1	4.35	9	0	0	0	0	10.1	10	5	5	1	11	11
Hirsch, Henry	0-0	0.00	1	0	0	0	0	1.0	1	0	0	0	0	1
Holmes, Clay	10-9	4.22	26	26	0	0	0	136.1	138	70	64	10	64	101
Kingham, Nick	1-1	5.73	2	2	0	0	0	11.0	6	7	7	1	4	10
Kuchno, John	2-1	3.00	10	2	0	0	0	24.0	17	9	8	4	8	18
Lakind, Jared	5-1	2.59	47	0	0	0	7	66.0	50	19	19	3	28	62
Lopez, Junior	0-0	0.00	1	0	0	0	0	2.0	2	0	0	0	1	0
Maffei, Justin	0-0	9.00	1	0	0	0	0	1.0	3	1	1	0	0	0
McKinney, Brett	2-2	3.90	44	0	0	0	2	67.0	67	32	29	3	27	65
McRae, Alex	8-6	4.79	16	15	1	0	0	88.1	114	54	47	7	25	67
Medina, Jhondaniel	2-2	3.70	37	0	0	0	0	56.0	42	26	23	5	31	60
Neverauskas, Dovydas	1-0	2.57	22	0	0	0	1	28.0	12	10	8	0	11	32
Rosario, Miguel	2-2	1.87	23	0	0	0	0	33.2	19	7	7	1	13	29
Santana, Edgar	2-1	2.83	21	0	0	0	2	41.1	32	13	13	4	11	39
Schwind, Jonathan	0-0	0.00	5	0	0	0	0	4.2	1	0	0	0	5	2
Smith, Josh	2-2	6.44	42	0	0	0	2	57.1	61	44	41	8	30	61
Vogelsong, Ryan	1-0	2.45	2	2	0	0	0	11.0	8	3	3	1	2	4
Waddell, Brandon	7-9	4.12	22	20	0	0	0	118.0	122	60	54	9	61	94
Whitehead, David	2-6	7.83	11	11	0	0	0	46.0	52	45	40	5	47	24
TOTALS	76-64	4.05	140	140	3	8	37	1217.0	1164	598	547	93	547	993

HISTORY RECORDS



2017 CURVE (74-66)

PLAYER	AVG	G	AB	R	H	2B	3B	HR	RBI	BB	SO	SB	CS
Chavez, Zane	.111	19	63	5	7	1	0	0	5	5	9	0	0
Diaz, Chris	.375	10	24	6	7	1	2	0	3	6	6	1	0
Escobar, Elvis	.277	116	383	42	106	12	5	3	32	25	69	5	7
Espinal, Edwin	.283	95	367	41	104	25	0	15	72	18	48	0	1
Feliz, Anderson	.246	48	175	23	43	9	3	2	21	26	46	9	4
George, Jordan	.302	30	106	14	32	9	0	1	18	8	12	1	0
Hill, Logan	.278	22	79	12	22	5	0	2	9	14	21	0	0
Hughston, Casey	.200	2	5	0	1	0	1	0	2	0	3	0	0
Jhang, Jin-De	.231	72	273	29	63	9	2	3	25	17	24	1	0
Joe, Connor	.240	74	242	29	58	11	4	5	30	34	40	2	4
Kramer, Kevin	.297	53	202	31	60	17	3	6	27	17	50	7	2
Luplow, Jordan	.287	73	254	45	73	15	0	16	37	29	45	1	3
Maffei, Justin	.258	32	89	15	23	3	0	0	4	16	16	4	1
Mathisen, Wyatt	.272	114	375	43	102	16	2	5	31	44	75	3	2
Morales, Tomas	.188	36	117	7	22	6	0	2	14	6	24	2	0
Newman, Kevin	.259	82	343	42	89	18	2	4	30	22	40	4	2
Rattledge, Logan	.108	15	37	2	4	1	0	0	0	3	10	0	0
Reyes, Pablo	.274	115	420	62	115	21	3	10	50	51	70	21	14
Schwind, Jonathan	.353	12	17	4	6	2	0	2	5	1	4	1	0
Simpson, Chase	.176	43	125	13	22	5	1	4	13	9	42	1	2
Suchy, Michael	.200	78	250	31	50	8	1	4	17	21	95	2	2
Suiter, Jerrick	.285	100	347	47	99	20	3	10	58	47	83	7	2
Tolman, Mitchell	.222	3	9	1	2	1	0	1	5	0	2	0	0
Tucker, Cole	.257	42	167	25	43	4	5	2	18	21	31	11	3
Williams, Jackson	.212	25	85	9	18	1	0	1	7	9	18	0	0
TOTALS	.255	140	4666	584	1192	223	37	99	540	454	931	83	49

HISTORY/RECORDS

PLAYER	W-L	ERA	G	GS	CG	SHO	SV	IP	H	R	ER	HR	BB	SO
Agrazal, Dario	0-1	4.50	1	1	0	0	0	4.0	3	2	2	0	2	2
Anderson, Tanner	10-8	3.38	30	19	0	0	0	133.1	134	54	50	6	33	97
Borden, Buddy	5-1	2.37	23	0	0	0	1	38.0	25	13	10	1	25	36
Brentz, Jake	0-1	5.79	14	0	0	0	0	14.0	7	9	9	3	15	16
Brubaker, J.T.	7-6	4.44	26	24	0	0	0	129.2	150	73	64	9	45	109
Coley, Austin	6-4	3.01	29	23	0	0	0	143.2	144	49	48	10	31	114
Cumpton, Brandon	3-3	4.50	13	0	0	0	1	20.0	24	12	10	2	9	18
Diaz, Chris	0-0	27.00	1	0	0	0	0	1.0	3	3	3	1	0	0
Dickson, Cody	2-4	5.85	12	6	0	0	0	32.1	39	22	21	8	20	31
DuRapau, Montana	2-2	1.49	27	0	0	0	14	36.1	28	7	6	0	14	39
Garcia, Yeudy	4-7	5.25	29	11	0	0	5	72.0	76	48	42	8	46	67
Hellweg, Johnny	0-1	4.50	4	0	0	0	0	6.0	5	3	3	2	1	6
Heredia, Luis	3-3	3.10	36	0	0	0	2	52.1	41	18	18	3	31	43
Keller, Mitch	2-2	3.12	6	6	0	0	0	34.2	25	14	12	2	11	45
Keselica, Sean	4-2	3.54	42	3	0	0	3	73.2	67	34	29	2	39	72
Kuchno, John	0-1	8.38	6	0	0	0	1	9.2	18	10	9	0	3	9
Lakind, Jared	1-1	6.81	22	0	0	0	2	35.2	49	29	27	3	17	38
McRae, Alex	10-5	3.61	27	25	1	0	0	149.2	170	71	60	9	36	89
Morales, Tomas	1-1	3.86	2	0	0	0	0	2.1	2	1	1	0	2	0
Rosario, Miguel	3-1	1.80	27	0	0	0	3	45.0	36	12	9	1	35	43
Sadler, Casey	2-3	3.91	10	6	1	0	0	48.1	49	21	21	5	3	40
Scioneaux, Tate	6-5	2.39	47	0	0	0	14	83.0	67	27	22	4	15	67
Simpson, Chase	0-1	16.2	2	0	0	0	0	1.2	4	3	3	0	1	1
Tailon, Jameson	0-0	0.00	1	1	0	0	0	3.0	1	0	0	0	1	6
Waddell, Brandon	3-3	3.55	15	15	0	0	0	66	60	28	26	3	27	56
Zamora, Daniel	0-0	0.00	2	0	0	0	0	3.0	2	0	0	0	2	2
TOTALS	74-66	3.67	140	140	2	9	46	1238.1	1229	563	505	82	464	1046



2018 CURVE (78-60)

Curve

PLAYER	AVG	G	AB	R	H	2B	3B	HR	RBI	BB	SO	SB	CS
Alemais, Stephen	.279	120	402	56	112	16	4	1	34	44	69	16	9
Bormann, John	.000	2	3	0	0	0	0	0	0	3	1	1	0
Cervelli, Francisco	.200	2	5	0	1	0	0	0	0	3	3	0	0
Craig, Will	.248	132	480	73	119	30	3	20	102	42	128	6	3
Escobar, Elvis	.151	40	106	6	16	0	3	0	9	3	21	3	1
Gaffney, Tyler	.194	51	124	20	24	4	0	3	15	12	27	4	0
George, Jordan	.263	110	342	46	90	12	0	5	43	41	47	0	1
Harrison, Josh	.167	3	12	2	2	0	0	0	1	1	3	0	0
Hayes, Ke'Bryan	.293	117	437	64	128	31	7	7	47	57	84	12	5
Hill, Logan	.228	117	391	48	89	14	2	17	72	41	132	1	5
Jackson, Bralin	.214	64	206	19	44	7	1	3	14	11	63	5	3
Jhang, Jin-De	.320	35	122	13	39	8	0	1	23	11	14	0	0
Kelley, Christian	.235	90	311	36	73	13	2	8	38	25	64	0	0
Krause, Kevin	.000	2	3	0	0	0	0	0	0	1	1	0	0
Martin, Jason	.325	68	255	49	83	13	5	9	34	28	61	7	8
Mathisen, Wyatt	.385	12	26	9	10	3	1	1	3	11	7	1	1
Pabst, Arden	.193	19	57	6	11	2	0	2	7	5	15	0	1
Ratledge, Logan	.182	28	55	6	10	3	0	2	8	5	13	1	0
Reyes, Alfredo	.250	34	108	16	27	4	0	1	11	10	37	11	1
Reyes, Pablo	.244	12	45	3	11	3	0	0	5	4	5	3	0
Reynolds, Bryan	.302	88	331	56	100	18	3	7	46	43	73	4	4
Tucker, Cole	.259	133	517	77	134	21	7	5	44	55	104	35	12
Williams, Jackson	.219	10	32	1	7	0	0	1	5	2	4	0	0
Team Total	.255	138	4477	613	1142	202	38	93	568	467	1020	110	54

PLAYER	W-L	ERA	G	GS	CG	SHO	SV	IP	H	R	ER	HR	BB	SO
Agrazal, Dario	5-6	3.99	15	14	0	0	0	85.2	91	41	38	9	13	52
Brentz, Jake	0-1	13.50	12	0	0	0	0	11.1	12	19	17	1	21	15
Brubaker, J.T.	2-2	1.80	6	6	0	0	0	35.0	29	9	7	1	8	35
Burdi, Nick	0-0	6.75	3	0	0	0	0	4.0	6	3	0	2	3	3
Coley, Austin	2-0	3.57	5	5	0	0	0	22.2	24	9	9	1	8	14
DuRapau, Montana	0-1	2.89	8	0	0	0	2	9.1	7	3	3	1	0	13
Eckelman, Matt	1-1	1.82	23	0	0	0	11	24.2	18	7	5	1	15	17
Escobar, Elvis	1-0	12.46	3	0	0	0	0	4.1	7	6	6	1	5	8
Escobar, Luis	4-0	4.54	7	7	0	0	0	35.2	30	18	18	4	21	25
Garcia, Yeudy	2-5	5.23	37	0	0	0	3	53.1	53	35	31	3	32	68
Hartlieb, Geoff	8-2	3.24	47	0	0	0	10	58.1	56	29	21	3	24	56
Hearn, Taylor	3-6	3.12	19	19	2	1	0	104	75	41	36	6	38	107
Helton, Bret	6-6	6.12	35	1	0	0	0	60.1	62	46	41	8	38	45
Hightower, Scooter	2-1	2.41	11	7	0	0	0	37.1	30	13	10	1	9	31
Jackson, Bralin	0-0	0.00	1	0	0	0	0	0.1	0	0	0	0	0	0
Keller, Mitch	9-2	2.72	14	14	0	0	0	86.0	64	29	26	7	32	76
Keselica, Sean	2-3	4.94	40	1	0	0	0	58.1	39	34	32	4	43	49
Kingham, Nick	0-1	7.20	1	1	0	0	0	5.0	7	4	4	0	1	4
Liranzo, Jesus	0-0	0.00	9	0	0	0	4	12.0	7	0	0	0	3	18
Marvel, James	3-1	3.00	5	5	1	0	0	33.0	29	11	11	1	9	22
Musgrove, Joe	0-1	2.25	1	1	0	0	0	4.0	2	1	1	1	0	4
Ratledge, Logan	0-0	2.08	3	0	0	0	1	4.1	2	1	1	0	4	4
Romero, Enny	0-0	0.00	2	0	0	0	0	2.0	1	0	0	0	1	1
Scioneaux, Tate	2-3	4.87	43	2	0	0	7	61.0	71	39	33	10	19	69
Sendelbach, Logan	4-3	4.24	35	3	0	0	0	70.0	68	34	33	6	41	47
Street, Sam	0-0	0.00	3	0	0	0	1	3.0	2	1	0	0	0	3
Vasquez, Pedro	2-6	5.12	13	12	0	0	0	63.1	70	40	36	9	18	46
Vera, Eduardo	8-3	3.62	17	17	0	0	0	97.0	83	41	39	11	23	68
Vieaux, Cam	9-5	3.59	15	15	0	0	0	87.2	79	35	35	10	17	72
Waddell, Brandon	2-1	2.68	9	8	0	0	0	53.2	39	18	16	4	19	43
Weiman, Blake	1-0	0.00	3	0	0	0	0	6.2	4	0	0	0	1	5
Team Total	78-60	3.85	138	138	3	11	39	1193.1	1067	567	510	103	465	1020

HISTORY RECORDS



2019 CURVE (69-71)

PLAYER	AVG	G	AB	R	H	2B	3B	HR	RBI	BB	SO	SB	CS
Stephen Alemais	.267	12	45	4	12	0	0	0	2	1	9	2	0
Francisco Cervelli	.333	1	3	0	1	1	0	0	0	0	0	0	0
Oneil Cruz	.269	35	119	14	32	8	3	1	17	15	35	3	1
Jason Delay	.234	67	231	22	54	12	1	8	37	13	63	1	0
Robbie Glendinning	.261	58	184	21	48	7	1	5	31	24	65	2	1
Logan Hill	.258	113	407	53	105	27	3	12	69	42	120	1	2
Bralin Jackson	.257	95	272	32	70	13	2	0	20	16	71	7	2
Bligh Madris	.260	132	457	50	119	26	2	8	55	43	99	3	4
Jesse Medrano	.056	7	18	1	1	0	0	0	0	1	3	0	0
Gift Ngoepe	.100	14	30	5	3	0	0	0	0	8	14	2	1
Jared Oliva	.277	123	447	70	124	24	6	6	42	42	104	36	10
Hunter Owen	.295	68	237	45	70	15	2	15	44	17	75	1	3
Arden Pabst	.192	73	250	18	48	11	3	4	23	11	73	0	3
Ryan Peurifoy	.106	26	47	6	5	0	0	1	1	6	19	0	1
Brett Pope	.252	100	282	30	71	15	1	2	22	26	58	7	3
Alfredo Reyes	.176	54	148	11	26	6	1	1	9	20	56	7	5
Chris Sharpe	.216	68	231	44	50	14	1	11	38	17	67	2	3
Jerrick Suiter	.235	121	408	39	96	14	0	4	39	22	77	2	2
Darnell Sweeney	.196	15	51	5	10	3	0	2	5	4	22	0	2
Mitchell Tolman	.254	116	401	56	102	18	3	4	32	47	100	10	5
Adrian Valerio	.198	33	106	12	21	2	2	0	10	6	29	1	0
TOTALS	.241	140	4488	544	1081	218	31	85	503	387	1222	87	48

HISTORY/RECORDS

PLAYER	W-L	ERA	G	GS	CG	SHO	SV	IP	H	R	ER	HR	BB	SO
Dario Agrazal	1-1	3.60	4	4	0	0	0	25.0	29	10	10	3	0	19
Cody Bolton	2-3	5.85	9	9	0	0	0	40.0	37	26	26	6	16	33
Sean Brady	5-11	3.65	22	22	1	1	0	138.0	135	67	56	15	36	82
Jake Brentz	0-1	0.77	9	0	0	0	0	11.2	6	1	0	3	13	
Vicente Campos	2-2	4.85	20	0	0	1	26.0	29	17	14	5	13	23	
Blake Cedertind	5-1	1.77	31	0	0	2	45.2	31	10	9	1	16	42	
Joel Cesar	3-4	3.76	28	1	0	0	1	38.1	38	18	6	5	12	36
Austin Coley	2-2	4.07	16	4	0	0	0	24.1	35	17	11	1	9	18
Matt Eckelman	1-5	3.33	45	1	0	0	23	48.2	43	21	18	3	25	45
Nicholas Economos	0-3	8.83	4	3	0	0	0	17.1	24	18	7	4	7	17
Elvis Escobar	1-0	1.80	3	0	0	0	0	5.0	4	1	1	0	1	6
Yeudy Garcia	1-2	6.10	33	2	0	0	1	62.0	76	45	42	4	34	53
Angel German	3-3	4.33	39	0	0	0	2	52.0	33	25	25	8	31	48
Scotter Hightower	2-5	6.02	10	9	0	0	0	43.1	51	32	29	8	12	21
Clay Holmes	1-0	6.75	2	0	0	0	0	4.0	5	3	3	0	1	3
Joe Jacques	0-0	0.00	1	0	0	0	0	1.0	1	0	0	0	2	0
Sean Keselica	0-0	0.00	7	0	0	0	0	9.0	6	5	0	0	6	8
Tom Koehler	0-0	54.00	1	0	0	0	0	0.1	2	2	2	1	1	1
Jesus Liranzo	2-1	1.61	20	0	0	0	1	28.0	14	7	5	0	13	24
James Marvel	9-5	3.10	17	17	1	1	0	101.2	85	36	35	6	24	83
Nick Mears	0-0	1.80	4	0	0	0	0	5.0	4	3	1	0	2	7
Jesse Medrano	0-0	18.00	1	0	0	0	0	1.0	2	2	2	0	0	0
Shea Murray	0-0	162.00	1	0	0	0	0	0.1	5	6	6	0	1	0
John O'Reilly	0-0	0.00	1	0	0	0	0	1.0	1	0	0	0	0	1
Cody Ponce	0-0	6.00	3	1	0	0	1	6.0	3	4	4	1	1	6
Alfredo Reyes	0-0	0.00	1	0	0	0	0	1.0	0	0	0	0	1	0
Domingo Robles	4-6	4.02	18	18	3	2	0	103.0	113	51	46	13	21	77
Tate Scioneaux	1-1	12.75	13	0	0	0	1	12.0	20	17	17	5	6	16
Jerrick Suiter	0-0	0.00	2	0	0	0	0	1.2	1	0	0	0	0	1
Beau Sulser	8-3	2.72	33	6	0	0	2	96.0	88	35	29	4	31	63
Ryan Valdes	0-0	9.00	1	0	0	0	0	2.0	4	2	2	0	2	2
Pedro Vasquez	8-5	2.71	24	23	1	0	0	123.0	107	46	37	8	29	91
Cam Vieaux	4-4	2.23	13	13	0	0	0	76.2	54	20	19	6	29	59
Brandon Waddell	3-1	2.23	7	7	0	0	0	36.1	29	10	9	0	9	42
Blake Weiman	1-2	1.86	16	0	0	0	2	19.1	11	6	4	1	4	24
TOTALS	69-71	3.69	140	140	6	18	37	1205.2	1126	563	494	108	398	964



2021 CURVE (58-59)



PLAYER	AVG	G	AB	R	H	2B	3B	HR	RBI	BB	SO	SB	CS
Daniel Amaral	.218	68	220	32	48	12	0	7	22	24	62	9	4
Ji-Hwan Bae	.278	83	320	63	89	12	5	7	31	38	83	20	8
Carter Bins	.200	16	55	4	11	2	0	0	6	10	19	0	0
Josh Bissonette	.229	71	231	28	53	10	0	1	21	24	51	1	1
Dylan Busby	.182	3	11	3	2	0	0	1	2	1	3	0	0
Diego Castillo	.282	28	110	11	31	3	0	5	16	10	9	1	2
Rodolfo Castro	.242	72	285	43	69	14	1	12	47	19	72	7	4
Brendt Citta	.294	47	160	16	47	9	2	2	23	10	36	0	1
Oneil Cruz	.292	62	250	51	73	15	5	12	40	20	64	18	3
Jonah Davis	.211	60	190	29	40	7	3	8	19	26	95	4	6
Jason Delay	.117	17	60	1	7	2	0	0	3	0	23	0	0
Claudio Finol	.000	2	2	1	0	0	0	0	0	0	2	0	0
Matt Fraizer	.288	37	132	20	38	12	3	3	18	13	34	1	2
Raul Hernandez	.229	10	35	4	8	1	0	1	4	1	9	0	0
Joe Jimenez	.167	2	6	1	1	0	0	1	1	2	1	0	0
Connor Kaiser	.195	48	149	25	29	7	0	4	14	17	42	0	0
Grant Koch	.130	16	54	4	7	2	0	1	4	2	13	0	0
Bligh Madris	.192	10	26	2	5	0	0	0	1	7	6	0	0
Mason Martin	.242	112	414	62	100	29	2	22	75	38	161	0	2
Cal Mitchell	.280	108	382	43	107	19	1	12	61	24	71	6	7
Chase Murray	.320	9	25	1	8	1	0	0	0	1	6	0	0
Arden Pabst	.194	61	206	21	40	7	0	7	28	7	73	0	0
Ethan Paul	.217	8	23	4	5	1	0	0	1	4	7	2	0
Canaan Smith-Njigba	.274	66	219	35	60	11	0	6	40	45	66	13	1
Deon Stafford Jr.	.161	14	31	5	5	1	0	2	3	2	11	0	0
Jack Suwinski	.252	45	151	21	38	9	0	4	21	25	51	4	2
Jesus Valdez	.171	13	41	3	7	0	0	1	1	1	13	0	0
TOTALS	.244	117	3820	535	932	186	22	119	504	371	1102	86	43

PLAYER	W-L	ERA	G	GS	CG	SHO	SV	IP	H	R	ER	HR	BB	SO
Cam Alldred	4-0	2.53	28	0	0	0	1	53.1	33	17	15	5	23	49
Oswaldo Bido	4-8	5.09	21	19	0	0	0	93.2	95	61	53	13	33	91
Brad Case	2-3	5.24	28	2	0	0	0	67.0	80	41	39	13	21	57
Roansy Contreras	3-2	2.65	12	12	0	0	0	54.1	37	21	16	5	12	76
Omar Cruz	3-4	3.44	14	14	0	0	0	70.2	70	32	27	6	22	60
Yerry De Los Santos	3-2	2.04	12	0	0	0	2	17.2	11	6	4	2	6	19
Will Gardner	2-5	7.71	33	0	0	0	0	42.0	38	39	36	7	29	43
Steven Jennings	3-0	6.67	13	0	0	0	0	29.2	40	23	22	4	11	20
Nathan Kirby	1-0	6.52	17	0	0	0	1	19.1	19	18	14	1	15	37
Max Kranick	1-0	4.02	3	3	0	0	0	15.2	14	7	7	2	2	16
Travis MacGregor	4-9	6.25	22	21	0	0	0	90.2	92	69	63	13	41	88
Alex Manasa	0-0	15.75	2	0	0	0	0	4.0	15	10	7	2	0	1
Trey McGough	6-5	3.41	18	18	1	0	0	95.0	89	39	36	7	21	77
Cristofer Melendez	3-3	4.41	28	0	0	0	7	32.2	21	21	16	2	18	39
Shea Murray	4-3	4.12	37	0	0	0	4	43.2	41	25	20	3	38	51
Oddy Nunez	2-1	8.32	28	0	0	0	1	44.1	48	43	41	5	37	51
John O'Reilly	3-3	5.09	22	0	0	0	3	35.1	47	24	20	1	8	22
Arden Pabst	0-0	0.00	1	0	0	0	0	0.1	0	0	0	0	0	0
Jeff Passantino	1-8	4.62	18	15	0	0	1	76.0	77	41	39	12	20	74
Hunter Stratton	2-0	1.42	20	0	0	0	7	25.1	16	4	4	1	13	44
Noe Toribio	2-2	4.32	14	8	0	0	0	50.0	46	29	24	5	13	40
Cam Vieaux	5-1	3.68	17	5	0	0	0	44.0	35	21	18	5	16	44
TOTALS	58-59	4.66	117	117	1	0	27	1004.2	964	591	520	114	399	999

HISTORY RECORDS



2022 CURVE (71-66)

PLAYER	AVG	G	AB	R	H	2B	3B	HR	RBI	BB	SO	SB	CS
Andres Alvarez	.220	110	368	53	81	13	2	20	50	64	123	21	1
Daniel Amaral	.000	2	3	0	0	0	0	0	0	0	2	0	0
Carter Bins	.130	14	46	5	6	4	0	1	4	4	21	2	0
Josh Bissonette	.167	15	48	4	8	1	0	0	3	5	7	0	1
Brendt Citta	.225	59	204	28	46	8	2	4	23	25	65	1	2
Henry Davis	.207	31	116	19	24	8	0	4	18	12	30	3	1
Jason Delay	.143	2	7	0	1	1	0	0	0	0	3	0	0
Claudio Finol	.043	9	23	1	1	0	0	0	1	3	6	0	0
Matt Fraizer	.219	116	439	56	96	18	7	6	44	35	114	18	1
Nick Gonzales	.263	71	259	47	68	20	1	7	33	43	90	5	3
Matt Gorski	.277	38	141	27	39	8	2	6	28	15	47	10	2
Grant Koch	.000	4	11	1	0	0	0	0	0	1	4	0	0
Fabricio Macias	.255	41	149	20	38	11	0	4	25	5	42	5	4
Tucupita Marciano	.303	31	99	22	30	7	2	2	13	20	25	4	2
Will Mattheissen	.171	11	41	4	7	1	0	2	4	1	14	0	0
Malcom Nuñez	.286	29	105	20	30	5	0	5	21	17	27	1	0
Liover Peguero	.259	121	483	65	125	22	5	10	58	29	111	28	6
Endy Rodriguez	.356	31	118	27	42	14	0	8	32	18	21	1	0
Blake Sabol	.281	98	366	61	103	23	5	14	60	38	107	9	2
Lolo Sanchez	.231	66	212	26	49	6	0	5	24	34	40	7	2
Connor Scott	.247	109	380	46	94	25	4	7	49	33	92	10	6
Aaron Shackelford	.239	110	397	66	95	23	1	26	79	40	128	11	2
Dylan Shackley	.147	24	68	4	10	3	0	0	2	7	34	1	0
Jack Suwinski	.353	13	51	13	18	8	0	3	13	5	14	1	0
Jared Triolo	.282	112	425	66	120	21	5	9	39	63	87	24	5
TOTALS	.248	137	4559	681	1131	250	36	143	623	517	1254	162	40

HISTORY/RECORDS

PLAYER	W-L	ERA	G	GS	CG	SHO	SV	IP	H	R	ER	HR	BB	SO
Bear Bellomy	1-2	7.04	31	0	0	0	1	55.0	72	47	43	13	11	44
Mike Burrows	4-2	2.94	12	12	0	0	0	52.0	38	17	17	3	19	69
Brad Case	1-3	3.92	30	0	0	0	1	62.0	59	35	27	7	22	58
Omar Cruz	3-3	5.03	23	5	0	0	0	62.2	61	36	35	9	28	69
Nick Dombkowski	3-1	3.92	22	1	0	0	1	41.1	38	26	18	5	11	45
Matt Eckelman	1-0	2.25	4	3	0	0	0	12.0	10	3	0	0	5	5
J.C. Flowers	7-6	2.88	33	2	0	0	3	68.2	57	26	22	6	24	62
Oliver Garcia	0-0	0.00	3	0	0	0	0	4.0	3	1	0	0	2	6
Domingo Gonzalez	0-0	3.00	1	0	0	0	0	3.0	2	1	1	0	3	4
Joe Jacques	1-0	0.00	2	1	0	0	0	3.0	1	0	0	0	2	4
Cameron Junker	0-0	0.00	4	0	0	0	0	4.1	1	0	0	0	1	7
Will Kobos	2-0	3.77	12	1	0	0	1	14.1	10	8	6	0	15	18
Travis MacGregor	4-1	3.60	15	3	0	0	0	45.0	34	19	18	6	22	60
Zach Matson	2-1	1.84	11	1	0	0	0	14.2	7	5	3	1	5	17
Enmanuel Mejia	2-5	5.80	40	1	0	0	2	49.2	50	40	32	6	31	51
Cristofer Melendez	1-0	5.23	8	1	0	0	0	10.1	7	6	6	1	9	14
Carmen Mlodzinski	6-8	4.78	27	22	0	0	0	105.1	109	63	56	10	40	111
Kyle Nicolas	2-4	3.97	24	22	0	0	0	90.2	71	43	40	9	47	101
Luis Ortiz	5-9	4.64	24	23	0	0	0	114.1	100	63	59	19	34	126
Luis Oviedo	0-0	13.50	2	0	0	0	0	1.1	3	2	2	0	1	2
Jeff Passantino	2-2	3.92	19	3	0	0	0	41.1	45	19	18	6	11	33
Dillon Peters	1-0	3.60	4	1	0	0	0	5.0	3	2	2	0	0	6
Quinn Priester	4-4	2.87	15	15	0	0	0	75.1	68	30	24	4	22	75
Austin Roberts	3-1	4.28	37	3	0	0	2	48.1	52	28	23	9	19	56
Tyler Samaniego	3-3	3.52	24	0	0	0	10	30.2	15	13	12	2	9	23
Colin Selby	2-2	2.20	26	1	0	0	0	32.2	27	13	8	1	14	41
Aaron Shortridge	3-4	4.88	14	14	0	0	0	55.1	61	38	30	6	31	37
Tahnaj Thomas	5-4	3.02	37	1	0	0	3	50.2	44	18	17	4	20	52
Noe Toribio	3-1	1.85	15	1	0	0	0	39.0	29	11	8	2	13	46
Duane Underwood Jr.	0-0	0.00	3	0	0	0	0	4.0	3	0	0	0	1	5
TOTALS	71-66	3.97	137	137	0	0	32	1196.0	1080	613	528	129	472	1247



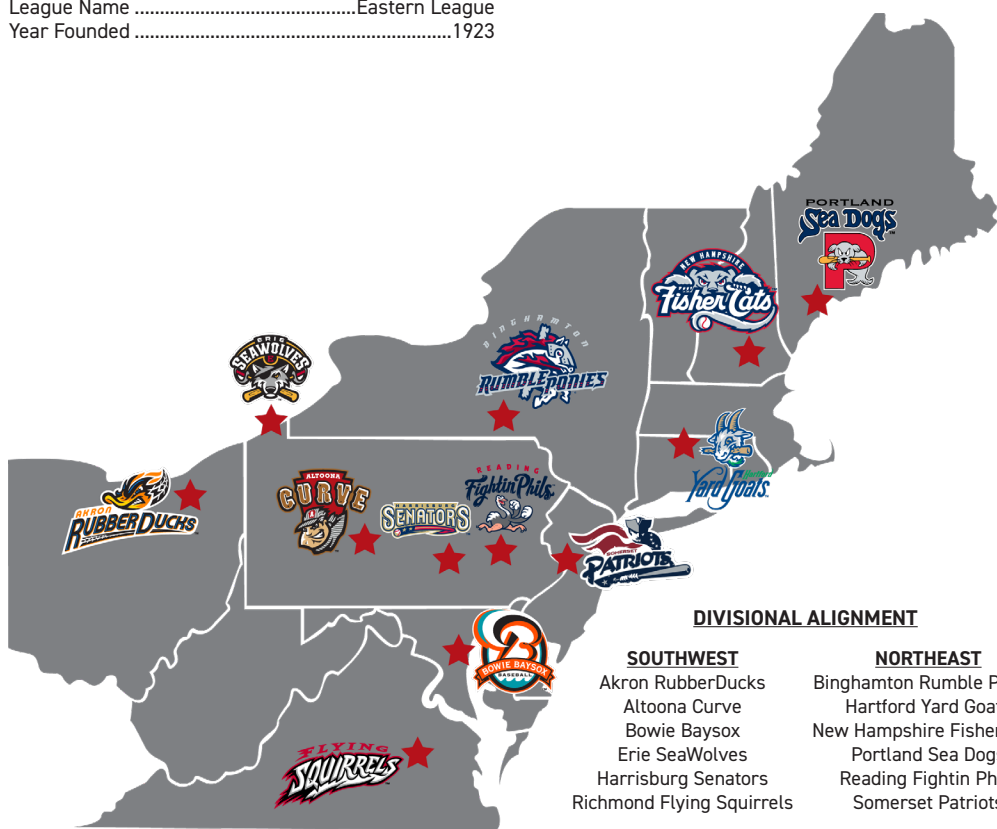
EASTERN LEAGUE



Bowie's Gunnar Henderson established himself as one of the Eastern League's top prospects in a 47-game run to start the 2023 season. Henderson batted 10-for-21 with five extra base hits in five games at Altoona in early June.

LEAGUE INFORMATION

League Name Eastern League
 Year Founded 1923



DIVISIONAL ALIGNMENT

SOUTHWEST	NORTHEAST
Akron RubberDucks	Binghamton Rumble Ponies
Altoona Curve	Hartford Yard Goats
Bowie Baysox	New Hampshire Fisher Cats
Erie SeaWolves	Portland Sea Dogs
Harrisburg Senators	Reading Fightin' Phils
Richmond Flying Squirrels	Somerset Patriots

2023 EASTERN LEAGUE MILEAGE CHART

	AKR	ALT	BNG	BOW	ERI	HAR	HFD	NHM	POR	REA	RIC	SOM
Akron	-	197	385	361	125	306	531	676	740	353	417	422
Altoona	197	-	223	186	199	121	370	514	578	179	263	260
Binghamton	385	223	-	298	266	182	226	295	403	153	400	159
Bowie	361	186	298	-	379	115	328	467	531	134	119	193
Erie	125	199	266	379	-	268	488	575	640	316	449	416
Harrisburg	306	121	182	115	268	-	281	420	484	62	217	141
Hartford	539	378	232	328	485	295	-	134	198	243	447	170
New Hampshire	676	514	295	467	575	420	133	-	99	378	588	300
Portland	740	578	403	531	640	484	208	99	-	443	653	368
Reading	353	179	153	134	316	62	237	378	443	-	254	92
Richmond	417	263	400	119	449	217	446	588	653	254	-	311
Somerset	422	260	159	193	416	141	170	300	368	92	311	-

2023 SCHEDULE & PLAYOFF FORMAT

Schedule 138 games
 Opening Day April 6
 Final Day of the First Half June 25
 First Day of the Second Half June 27
 Last Game September 17
 Roster Limit 28

Playoff Format

- Team with the best record in each division after play on June 25 will be declared First Half Champion and qualify for the postseason.
- Team with the best record in each division in the second half of the season, beginning on June 28 and ending on September 18 will be declared Second Half Champion and meet the First Half Champion in a best-of-three series.
- Should the winner of the Second Half in any division be the same as the winner of the First Half, the playoff qualifier will go to the team with the next best overall record for the season.
- Winners of each Divisional Series will meet in a best-of-three Championship Series. The first half winner hosts games two and three of the Divisional Series.

League Statistician
 MLB Advanced Media
 75 Ninth Ave., 5th Floor
 New York, NY 10011

Statistical Minimums
 Batting Title (383 minimum PA)
 ERA Title (114 minimum IP)

2022 EASTERN LEAGUE RECAP

SOUTHWEST DIVISION					NORTHEAST DIVISION				
CLUB	W	L	PCT	GB	CLUB	W	L	PCT	GB
Erie SeaWolves**	80	58	.580	--	Somerset Patriots*	83	53	.610	--
Akron RubberDucks	79	59	.572	1.0	Hartford Yard Goats	77	60	.562	6.5
Altoona Curve	71	66	.518	8.5	Portland Sea Dogs**	75	63	.543	9.0
Bowie Baysox	68	70	.493	12.0	Reading Fightin Phils	61	77	.442	23.0
Richmond Flying Squirrels*	66	71	.482	13.5	New Hampshire Fisher Cats	59	79	.428	25.0
Harrisburg Senators	52	85	.380	27.5	Binghamton Rumble Ponies	53	83	.390	30.0

* First Half Champion

** Second Half Champion

SOUTHWEST DIVISION SERIES

Erie defeated Richmond, 2-0

EL CHAMPIONSHIP SERIES

Somerset defeated Erie, 2-1

NORTHEAST DIVISION SERIES

Somerset defeated Portland, 2-0

EL Strikeout King Reese Olson struck out 9 in a Game 1 win

Somerset tossed combined no-hitter in 15-0 clinching win

Jasson Dominguez went 9-for-20 with 3 HR and 10 RBI in 5 games

2022 EASTERN LEAGUE POST-SEASON ALL STARS

Catcher	Francisco Alvarez (Binghamton)
First Base	Quincy Nieporte (Erie)
Second Base	Connor Norby (Bowie)
Shortstop	Ezequiel Tovar (Hartford)
Third Base	Brett Baty (Binghamton)
Outfield	Parker Meadows (Erie)
Outfield	Elijah Dunham (Somerset)
Outfield	George Valera (Akron)
Designated Hitter	Andres Chaparro (Somerset)

2022 E.L. SEASON-ENDING AWARDS & HONORS

Manager of the Year	Dan Fiorito (Somerset)
Most Valuable Player	Quincy Nieporte (Erie)
Pitcher of the Year	Tanner Bibee (Akron)
Top MLB Prospect	Ezequiel Tovar (Hartford)

Right-Handed Starter	Tanner Bibee (Akron)
Left-Handed Starter	Joey Cantillo (Akron)
Reliever	Carson Coleman (Somerset)



Catcher Endy Rodriguez led the Curve to a 38-30 second half record, 2.5 games shy of a postseason bid.

PIRATES' LONGEST, UNINTERRUPTED AFFILIATIONS

The Curve have been the Double-A affiliate of the Pittsburgh Pirates since the franchise started play in 1999. The relationship officially began on September 15, 1998 with the announcement of the first Player Development Contract between the two organizations. Located just 85 miles (as the crow flies) from PNC Park, Altoona's 23-year relationship with the Pirates is the longest-running, uninterrupted minor league affiliate in the 140-year history of the Pittsburgh Pirates. In December of 2020, the two teams announced the extension of their relationship through a brand new 10-year Player Development License created by Major League Baseball. Below is a complete list of Pirates minor league affiliations to last ten seasons or longer.

CLUB	YEARS	CLASS	LEAGUE	CLUB	YEARS	CLASS	LEAGUE
Altoona Curve	24 (1999-pres.)	AA	Eastern	Bradenton Marauders	14 (2010-pres.)	A	Florida State Lg
Indianapolis Indians	18 (2005-pres.)	AAA	International	Albany Senators	11 (1940-1950)	A	Eastern
Salem Rebels/Pirates	17 (1964-1980)	A	Carolina	Augusta Pirates/GreenJackets	11 (1988-1998)	A	South Atlantic
Lynchburgh Hillcats	15 (1995-2009)	A-Adv.	Carolina	Hickory Crawdads	10 (1999-2008)	A	South Atlantic
Columbus Jets	14 (1957-1970)	AAA	International	West Virginia Power	10 (2009-2018)	A	South Atlantic

Salem, Va. is the only city to host a Pirates affiliate for more total seasons than Altoona. Salem was an affiliate at three different levels for 28 years combined over two different stints (1964-80 & 1990-94). The Salem Rebels (renamed the Pirates in 1972 after Pittsburgh's 1971 World Series title) were the Rookie-level affiliate from 1964-67, then moved up to full-season Class A in 1968 and remained through 1980. After three years as an affiliate of the San Diego Padres and three more with the Texas Rangers, Salem returned to Pirates affiliation in 1987 and were re-named the Buccaneers. The Carolina League became Class A-Advanced in 1990 and Salem remained an affiliate through 1994 before the Pirates moved on to Lynchburgh prior to the 1995 campaign.

LEAGUE & MiLB AWARDS

EASTERN LEAGUE PLAYER OF THE WEEK

1999	Adam Hyzdu	July 26-August 1	Starling Marte	August 8-15
2000	Adam Hyzdu	May 15-21	Adalberto Santos	July 23-30
	Rob Mackowiak	June 3-9	Alex Dickerson	July 8-15
	Darren Burton	August 14-20	Alex Dickerson	July 22-29
2001	J.R. House	June 11-17	Keon Broxton	August 18-25
2002	J.J. Davis	July 22-28	Max Moroff	April 20-27
	Kevin Sefcik	August 5-11	Josh Bell	April 27-May 4
2003	Josh Bonifay	April 28-May 4	Austin Meadows	May 30-June 5
	Kevin Nicholson	June 9-15	Barrett Barnes	August 8-14
2004	Yurendell DeCaster	June 14-20	Barrett Barnes	August 22-28
	Josh Bonifay	June 28-July 5	Jordan Lupton	May 29-June 4
	Nate McLouth	August 9-15	Jason Martin	May 7-13
2005	Josh Bonifay	May 9-15	Will Craig	June 11-17
2006	Vic Buttlar	May 8-14	Hunter Owen	April 22-28
2007	Steven Pearce	June 25-July 1	Logan Hill	August 12-18
	Jason Deane	July 16-22	Mike Burrows	May 23-29
2008	James Boyle	April 14-21	Quinn Priestler	September 5-11
2011	Jordy Mercer	June 13-20		

EASTERN LEAGUE PITCHER OF THE WEEK

1999	Paul Ah Yat	April 19-25	2011	Aaron Thompson	April 7-18
	Bronson Arroyo	June 7-13	2012	Phil Irwin	July 23-30
2000	Steve Sparks	May 29-June 4		Jameson Taillon	August 20-27
2001	Mike Gonzalez	July 2-8	2014	Adrian Sampson	July 14-21
	Justin Reid	July 16-22	2015	Tyler Glasnow	July 13-20
2002	John Grabow	August 5-11		Steven Brault	July 27-August 3
2004	Ian Snell	April 26-May 2	2016	Brandon Waddell	June 20-26
	Landon Jacobsen	June 14-20	2017	Austin Coley	August 28-Sept. 4
2005	Hansel Izkierdo	July 25-31	2018	Mitch Keller	May 14-20
2006	Mike Connolly	May 22-28		Eduardo Vera	August 20-26
	Shane Youman	June 26-July 2	2019	James Marvel	April 15-21
2007	Luis Munoz	May 7-13		Domingo Robles	August 26-September 2
	Luis Munoz	August 27-Sept. 3	2021	Roansy Contreras	May 18-25
2008	Yoslan Herrera	June 2-9			
2010	Jared Hughes	May 10-17			
	Tim Alderson	May 24-June 1			
	Justin Wilson	August 9-16			

EL MOST VALUABLE PLAYER

1999.....Adam Hyzdu

EL PITCHER OF THE YEAR

2003.....Sean Burnett

EL ROOKIE OF THE YEAR

2011.....Starling Marte
2013.....Alex Dickerson

EL MANAGER OF THE YEAR

2010.....Matt Walbeck

EL ALL-STAR GAME MVP

2004.....Jeff Keppinger
2006.....Brett Roneberg
2010.....Chase d'Arnaud
2011.....Brock Holt

EL POSTSEASON MVP

2010.....Justin Wilson
2017.....Mitch Keller

MiLB RAWLINGS GOLD GLOVE AWARD

2017.....Edwin Espinal, 1B
2018.....Ke'Bryan Hayes, 3B

EASTERN LEAGUE CHAMPIONS

1923.....Williamsport Billies	1956.....Schenectady Blue Jays	1989.....Albany-Colonie Yankees
1924.....Williamsport Grays	1957.....Reading Indians	1990.....London Tigers
1925.....York White Roses	1958.....Binghamton Triplets	1991.....Albany-Colonie Yankees
1926.....Scranton Miners	1959.....Springfield Giants	1992.....Binghamton Mets
1927.....Harrisburg Senators	1960.....Williamsport Grays/Springfield Giants	1993.....Harrisburg Senators
1928.....Harrisburg Senators	1961.....Springfield Giants	1994.....Binghamton Mets
1929.....Binghamton Triplets	1962.....Elmira Pioneers	1995.....Reading Phillies
1930.....Wilkes-Barre Barons	1963.....Charleston Indians	1996.....Harrisburg Senators
1931.....Harrisburg Senators	1964.....Elmira Pioneers	1997.....Harrisburg Senators
1932.....Wilkes-Barre Barons	1965.....Pittsfield Red Sox	1998.....Harrisburg Senators
1933.....Binghamton Triplets	1966.....Elmira Pioneers	1999.....Harrisburg Senators
1934.....Williamsport Grays	1967.....Binghamton Triplets	2000.....New Haven Ravens
1935.....Binghamton Triplets	1968.....Reading Phillies	2001.....New Britain Rock Cats/Reading Phillies
1936.....Scranton Miners	1969.....York Pirates	2002.....Norwich Navigators
1937.....Elmira Pioneers	1970.....Waterbury Pirates	2003.....Akron Aeros
1938.....Elmira Pioneers	1971.....Elmira Royals	2004.....New Hampshire Fisher Cats
1939.....Scranton Red Sox	1972.....West Haven Yankees	2005.....Akron Aeros
1940.....Binghamton Triplets	1973.....Reading Phillies	2006.....Portland Sea Dogs
1941.....Elmira Pioneers	1974.....Theford Mines Pirates	2007.....Trenton Thunder
1942.....Scranton Red Sox	1975.....Bristol Red Sox	2008.....Trenton Thunder
1943.....Elmira Pioneers	1976.....West Haven Yankees	2009.....Akron Aeros
1944.....Binghamton Triplets	1977.....West Haven Yankees	2010.....Altoona Curve
1945.....Albany Senators	1978.....Bristol Red Sox	2011.....New Hampshire Fisher Cats
1946.....Scranton Red Sox	1979.....West Haven Yankees	2012.....Akron Aeros
1947.....Utica Blue Sox	1980.....Holyoke Millers	2013.....Trenton Thunder
1948.....Scranton Red Sox	1981.....Bristol Red Sox	2014.....Binghamton Mets
1949.....Binghamton Triplets	1982.....West Haven A's	2015.....Bowling Green
1950.....Wilkes-Barre Barons	1983.....New Britain Red Sox	2016.....Akron RubberDucks
1951.....Scranton Red Sox	1984.....Vermont Reds	2017.....Altoona Curve
1952.....Binghamton Triplets	1985.....Vermont Reds	2018.....New Hampshire Fisher Cats
1953.....Binghamton Triplets	1986.....Vermont Reds	2019.....Trenton Thunder
1954.....Albany Senators	1987.....Harrisburg Senators	2021.....Akron RubberDucks
1955.....Allentown Cardinals	1988.....Albany-Colonie Yankees	2022.....Somerset Patriots

ALTOONA CURVE MID-SEASON ALL-STARS

1999 (Mobile, Ala.)	Kevin Haverbusch (3B)
2000 (Bowie, Md.)	Sam McConnell (LHP)
2001 (Round Rock, Texas)	J.R. House (C)
2002 (Norwich, Conn.)	Shawn Garrett (OF), Chris Spurling (RHP)
2003 (New Britain, Conn.)	Sean Burnett (LHP), Jose Castillo (2B), Shawn Garrett (OF), Mike Johnston (LHP)
2004 (Bowie, Md.)	Bryan Bullington (RHP), Chris Duffy (OF), Jeff Keppinger (2B), Ian Snell (RHP)
2005 (Portland, Maine)	Jose Bautista (3B), Josh Bonifay (1B), Brady Borner (LHP), Rajai Davis (OF)
2006 (Altoona, Pa.)	Vic Buttler (OF), Landon Jacobsen (RHP), Brandon Knight (RHP), Simon Pond (1B)
2007 (Norwich, Conn.)	Dave Davidson (LHP), Luis Munoz (RHP), Steven Pearce (1B), Brian Peterson (C)
2008 (Manchester, N.H.)	Pat Bresnehan (RHP), Jason Delaney (1B), Shelby Ford (2B)^, Yoslan Herrera (RHP)*
2009 (Trenton, N.J.)	Jason Delaney (OF), Brian Friday (SS), Daniel Moskos (LHP)
2010 (Harrisburg, PA)	Chase d'Arnaud (SS), Hector Gimenez (C), Matt Hague (1B), Derek Hankins (RHP)
2011 (Manchester, N.H.)	Jeremy Farrell (3B), Brock Holt (2B), Jeff Locke (LHP), Starling Marte (CF)
2012 (Reading, Pa.)	Vic Black (RHP), Ramon Cabrera (C), Brandon Cumpton (RHP), Brock Holt (SS)
2013 (New Britain, Conn.)	Jarek Cunningham (2B), Ethan Hollingsworth (RHP), Casey Sadler (RHP)^
2014 (Altoona, Pa.)	Ryan Beckman (RHP), Elias Diaz (C), Willy Garcia (OF), Alen Hanson (SS)
2015 (Portland, Maine)	Josh Bell (1B), Adam Frazier (SS), Max Moroff (2B)
2016 (Akron, Ohio)	Edwin Espinal (1B), Harold Ramirez (OF), Tyler Eppler (RHP), Jared Lakind (LHP)
2017 (Manchester, N.H.)	Wyatt Mathisen (3B), Jordan Luptow (OF)**, Edwin Espinal (1B), Alex McRae (RHP)
2018 (Trenton, N.J.)	Will Craig (1B), Ke'Bryan Hayes (3B), Taylor Hearn (LHP), Sean Keselica (LHP)
2019 (Richmond, Va.)	Jason Delay (C), James Marvel (RHP)***, Beau Sulser (RHP), Pedro Vasquez (RHP)
2021 (No game or selections made)	
2022 (No game or selections made)	

* = Selected to play but did not because of a promotion to Pittsburgh
 ** = Selected to play but did not because of a promotion to Triple-A Indianapolis
 ^ = Selected to play but did not because of an injury
 % = Did not play

NOTE: From 1999-02 Curve players participated in the Double-A All-Star Game, which included players from the Eastern, Southern and Texas Leagues. The Eastern League began holding its own All-Star Game in 2003.

ALTOONA CURVE POST-SEASON ALL-STARS

2000 Wilson Guzman, LHP	2007 Matt Peterson, RHP	2018 Will Craig, 1B
..... Adam Hyzdu, OF	2010 Hector Gimenez, C Ke'Bryan Hayes, 3B
..... Sam McConnell, LHP Rudy Owens, LHP	2019 Jared Oliva, OF
2002 Tony Alvarez, OF	2011 Starling Marte, OF	2021 Mason Martin, 1B
..... Carlos Rivera, 1B	2012 Brock Holt, UTL Oneil Cruz, SS
2003 Sean Burnett, LHP	2013 Alex Dickerson, OF	
2004 Jeff Keppinger, 2B	2014 Elias Diaz, C	
..... Ronny Paulino, C Adrian Sampson, RHP	
..... Ian Snell, RHP	2015 Max Moroff, 2B	
2005 Jose Bautista, 3B	2016 Erich Weiss, 2B	
2006 Vic Buttler, OF Eric Wood, 3B	
..... Shane Youman, LHP	2017 Edwin Espinal, 1B	

ALL-STAR SELECTIONS BY YEAR

1999 1	2005 5	2011 5	2017 6
2000 1	2006 6	2012 4	2018 4
2001 1	2007 6	2013 5	2019 4
2002 2	2008 5	2014 7	2021 0
2003 5	2009 3	2015 5	2022 0
2004 4	2010 6	2016 4	



300 South Main Street
Akron, OH 44308
Phone: (330) 253-5151
Fax: (330) 253-3300
akronrubberducks.com
@AkronRubberDuck



TEAM INFORMATION/PERSONNEL

First Year 1997
Affiliation Cleveland Guardians (1997)
League Titles 6 ('03, '05, '09, '12, '16, '21)
Last Playoff Appearance 2021 (Won Champ.)
2022 Record 79-59 (2nd - Southwest Div.)
2022 Attendance 253,735 (8th)

Chief Executive Officer Ken Babby
General Manager Jim Pfander
Media Contact Jimmy Farmer
Broadcasters Marco LaNave, Jim Clark

Manager Rouglas Odor (4th season)
Pitching Coach Brad Goldberg
Hitting Coach Mike Mergenthaler
Asst. Hitting Coach Ian Forster
Bench Coach Daniel Robertson
Athletic Trainer Jake Legan
Strength Coach Mo Cuevas

Curve Hotel in Akron Courtyard by Marriott Akron Fairlawn
..... 100 Springside Dr.
..... Akron, OH 44333
..... PH: (310) 668-9090

2023 SERIES (18)

at Altoona (12)

at Akron (6)

May 9 (Tues.) 6:00 p.m. Sept. 12 (Tues.) 6:35 p.m.
May 10 (Wed.) 11:00 a.m. Sept. 13 (Wed.) 6:35 p.m.
May 11 (Thur.) 6:00 p.m. Sept. 14 (Thur.) 6:35 p.m.
May 12 (Fri.) 6:00 p.m. Sept. 15 (Fri.) 7:05 p.m.
May 13 (Sat.) 4:00 p.m. Sept. 16 (Sat.) 7:05 p.m.
May 14 (Sun.) 1:00 p.m. Sept. 17 (Sun.) 6:05 p.m.


Aug. 22 (Tues.) 6:00 p.m.
Aug. 23 (Wed.) 6:00 p.m.
Aug. 24 (Thur.) 6:00 p.m.
Aug. 25 (Fri.) 6:00 p.m.
Aug. 26 (Sat.) 6:00 p.m.
Aug. 27 (Sun.) 1:00 p.m.

CURVE vs. AKRON SERIES INFO

All-Time vs. Akron 227-260
at Altoona 130-124
at Akron 97-136
Postseason vs. Akron 7-15
2022 vs. Akron 11-13
at Altoona 5-7
at Akron 6-6
Best Record vs. Akron 16-4 (2004)
Worst Record vs. Akron 7-17 (2009)
Largest Margin of Victory 14 (4/20/06, 18-4)
Largest Margin of Defeat 12 (8/6/04, 16-4)
Longest Winning Streak 7, June 4-24, 2004
Longest Losing Streak 10, April 25-July 13, 2002

CANAL PARK

Ballpark Canal Park
Capacity 7,630
Year Opened 1997
Fence Height LF-CF: 11.5', CF-RF: 12'/40', RF: 8'



HEAD-TO-HEAD RECORDS

YEAR	OVERALL	HOME	AWAY	PCT.
1999	12-10	7-5	5-5	.545
2000	9-11	5-5	4-6	.450
2001	9-11	5-5	4-6	.450
2002	6-14	4-6	2-8	.300
2003	9-11	4-6	5-5	.450
2004	16-4	8-2	8-2	.800
2005	6-13	4-9	2-4	.316
2006	12-12	8-4	4-8	.500
2007	10-11	6-4	4-7	.476
2008	10-14	8-5	2-9	.417
2009	7-17	3-11	4-6	.292
2010	13-6	7-2	6-4	.684
2011	9-11	6-5	3-6	.450
2012	7-14	6-5	1-9	.333
2013	9-13	3-8	6-5	.409
2014	6-14	3-7	3-7	.300
2015	10-12	6-6	4-6	.455
2016	9-12	6-5	3-7	.429
2017	10-10	5-5	5-5	.500
2018	12-10	7-3	5-7	.545
2019	14-4	8-3	6-1	.778
2021	11-13	6-6	5-7	.458
2022	11-13	5-7	6-6	.458
TOTALS	227-260	130-124	97-136	.466

SERIES SWEEPS

Last by Altoona at Altoona Last by Altoona at Akron
2-game 4/26-27/10 2-game N/A
3-game 4/13-15/17 3-game 4/19-21/10
4-game 8/26-29/19 4-game 4/4-7/19
5-game N/A 5-game N/A
Last by Akron at Altoona Last by Akron at Akron
2-game N/A 2-game 4/13-15/09
3-game 9/1-3/09 3-game 4/21-23/17
4-game 5/22-25/17 4-game 5/19-22/08
5-game N/A 5-game N/A

EASTERN LEAGUE

BINGHAMTON RUMBLE PONIES

Curve



211 Henry Street
 Binghamton, NY 13901
 Phone: (607) 723-6387
 Fax: (607) 723-7779
 bingrp.com
 @RumblePoniesBB



TEAM INFORMATION/PERSONNEL

First Year1992
 Affiliation New York Mets (1992)
 League Titles 3 ('92, '94, '14)
 Last Playoff Appearance 2017 (Lost ELDS)
 2022 Record 53-83 (6th - Northeast Div.)
 2022 Attendance 146,679 (12th)

Ownership... David Sobotka - Southpaw Resources LLC
 General Manager John "JB" Bayne
 Media Contact Jacob Wilkins
 Broadcasters Jacob Wilkins, Matt Levine

Manager Reid Brignac (2nd season)
 Pitching Coach AJ Sager
 Hitting Coach Darin Everson
 Bench Coach Mariano Duncan
 Development Coach Jeremy Cologna
 Athletic Trainer Austin Dayton
 Performance Coach Ryan Orr

Curve Hotel in Binghamton Holiday Inn Downtown Binghamton
 2-8 Hawley St.
 Binghamton NY 13901
 PH: (607) 722-1212

2023 SERIES (6)

at Altoona (6)

at Binghamton (0)

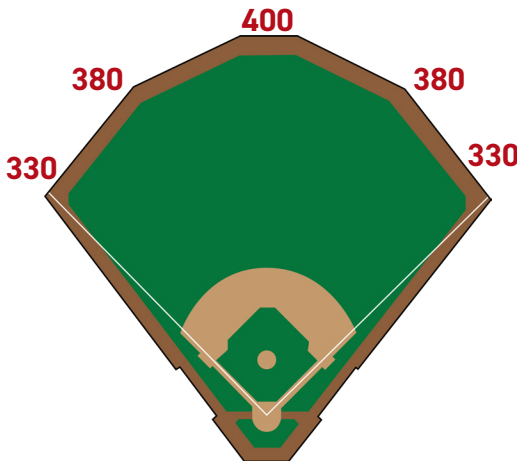
May 30 (Tues.) 6:00 p.m.
 May 31 (Wed.) 6:00 p.m.
 June 1 (Thur.) 6:00 p.m.
 June 2 (Fri.) 6:00 p.m.
 June 3 (Sat.) 6:00 p.m.
 June 4 (Sun.) 1:00 p.m.

CURVE vs. BINGHAMTON SERIES INFO

All-Time vs. Binghamton 115-93
 at Altoona 56-44
 at Binghamton 59-49
 Postseason vs. Binghamton N/A
 2022 vs. Binghamton 5-1
 at Altoona 0-0
 at Binghamton 5-1
 Best Record vs. Binghamton 8-1 (2018)
 Worst Record vs. Binghamton 2-6 (2008)
 Largest Margin of Victory 12, (8/29/16, 13-1)
 Largest Margin of Defeat 11 (5/29/00, 11-0)
 Longest Winning Streak 10, June 8, 2005-May 14, 2006
 Longest Losing Streak 6, May 30-July 2, 2013

NYSEG STADIUM

Ballpark Mirabito Stadium
 Capacity 6,012
 Year Opened 1992
 Fence Height 10'



HEAD-TO-HEAD RECORDS

YEAR	OVERALL	HOME	AWAY	PCT.
1999	4-3	1-2	3-1	.571
2000	2-5	2-2	0-3	.286
2001	3-4	1-2	2-2	.429
2002	4-3	3-0	1-3	.571
2003	6-2	3-1	3-1	.750
2004	4-2	3-1	1-1	.667
2005	7-3	6-1	1-2	.700
2006	4-3	4-0	0-3	.571
2007	3-6	1-2	2-4	.333
2008	2-6	1-3	1-3	.250
2009	4-4	2-2	2-2	.500
2010	5-5	1-3	4-2	.500
2011	6-4	2-1	4-3	.600
2012	6-4	1-2	5-2	.600
2013	5-10	2-4	3-6	.333
2014	4-6	3-4	1-2	.400
2015	5-5	3-3	2-2	.500
2016	10-6	5-5	5-1	.625
2017	3-3	2-1	1-2	.500
2018	8-1	3-1	5-0	.889
2019	6-4	3-2	3-2	.600
2021	9-3	4-2	5-1	.750
2022	5-1	0-0	5-1	.833
TOTALS	115-93	56-44	59-49	.553

SERIES SWEEPS

Last by Altoona at Altoona	Last by Altoona at Bing.
2-game N/A	2-game 6/14-15/19
3-game 5/17-19/02	3-game 6/12-14/18
4-game 5/12-14/06	4-game N/A
5-game N/A	5-game N/A
Last by Bing. at Altoona	Last by Bing. at Bing.
2-game N/A	2-game N/A
3-game 6/7-9/13	3-game 5/19-21/06
4-game N/A	4-game N/A
5-game N/A	5-game N/A

BOWIE BAYSOX



4101 NE Crain Highway
 Bowie, MD 20716
 Phone: (301) 805-6000
 Fax: (301) 464-4911
 baysox.com
 @BowieBaysox



TEAM INFORMATION/PERSONNEL

First Year 1993
 Affiliation Baltimore Orioles (1993)
 League Titles 1 (2015)
 Last Playoff Appearance 2021 (Lost in Champ Series)
 2022 Record 68-70 (4th - Southwest)
 2022 Attendance 174,537 (11th)

Ownership Maryland Baseball Holding, LLC.
 General Manager Brian Shallcross
 Media Contact Matt Sabados
 Broadcasters Matt Sabados, Adam Pohl, Andre Magaro

Manager Kyle Moore (2nd season)
 Pitching Coach Forrest Herrmann
 Hitting Coach Sherman Johnson
 Fundamentals Coach Tim DeJohn
 Development Coach Ryan Goll
 Athletic Trainer Allyse Kramer
 Strength and Conditioning Coach Sam Sauer

Curve Hotel in Bowie Crowne Plaza Annapolis
 173 Jennifer Road
 Annapolis, MD 21401
 PH: (410) 266-3131

2023 SERIES (24)

at Altoona (12) at Bowie (12)

April 18 (Tues.)... 6:00 p.m. May 16 (Tues.)... 6:35 p.m.
 April 19 (Wed.)... 11:00 a.m. May 17 (Wed.)... 6:35 p.m.
 April 20 (Thur.)... 6:00 p.m. May 18 (Thur.)... 6:35 p.m.
 April 21 (Fri.)... 6:00 p.m. May 19 (Fri.)... 7:05 p.m.
 April 22 (Sat.)... 4:00 p.m. May 20 (Sat.)... 6:35 p.m.
 April 23 (Sun.)... 1:00 p.m. May 21 (Sun.)... 1:05 p.m.


June 20 (Tues.).. 6:00 p.m. Aug. 15 (Tues.)... 6:35 p.m.
 June 21 (Wed.)... 6:00 p.m. Aug. 16 (Wed.)... 6:35 p.m.
 June 22 (Thur.)... 6:00 p.m. Aug. 17 (Thur.)... 6:35 p.m.
 June 23 (Fri.)... 6:00 p.m. Aug. 18 (Fri.)... 7:05 p.m.
 June 24 (Sat.)... 6:00 p.m. Aug. 19 (Sat.)... 6:35 p.m.
 June 25 (Sun.)... 6:00 p.m. Aug. 20 (Sun.)... 1:05 p.m.

CURVE vs. BOWIE SERIES INFO

All-Time vs. Bowie 176-194
 at Altoona 87-92
 at Bowie 89-102
 Postseason vs. Bowie 4-3
 2022 vs. Bowie 6-12
 at Altoona 3-3
 at Bowie 3-9
 Best Record vs. Bowie 8-3 (2016)
 Worst Record vs. Bowie 1-5 (2013)
 Largest Margin of Victory 12 (8/22/04, 12-0)
 Largest Margin of Defeat 16 (8/1/08, 19-3)
 Longest Winning Streak 9, Aug. 25, 2005-May 25, 2006
 Longest Losing Streak 7, June 4-July 14, 2017

PRINCE GEORGE'S STADIUM

Ballpark Prince George's Stadium
 Capacity 10,000
 Year Opened 1994
 Fence Height 8'



HEAD-TO-HEAD RECORDS

YEAR	OVERALL	HOME	AWAY	PCT.
1999	9-11	5-5	4-6	.450
2000	10-10	5-5	5-5	.500
2001	11-9	6-4	5-5	.550
2002	13-7	7-3	6-4	.650
2003	11-9	7-3	4-6	.550
2004	10-10	5-5	5-5	.500
2005	12-6	5-2	7-4	.667
2006	7-10	5-8	2-2	.412
2007	11-13	5-9	6-4	.458
2008	7-5	3-3	4-2	.583
2009	9-12	4-6	5-6	.429
2010	2-5	1-2	1-3	.286
2011	4-8	1-7	3-1	.333
2012	6-7	2-4	4-3	.462
2013	1-5	1-2	0-3	.167
2014	11-8	4-3	7-5	.579
2015	9-5	5-2	4-3	.643
2016	8-3	3-1	5-2	.727
2017	5-14	3-5	2-9	.263
2018	5-8	2-4	3-4	.385
2019	5-9	3-3	2-6	.357
2021	4-8	2-3	2-5	.333
2022	6-12	3-3	3-9	.333
TOTALS	176-194	87-92	89-102	.476

SERIES SWEEPS

Last by Altoona at Altoona 2-game N/A
 Last by Altoona at Bowie 2-game 6/12-13/01
 3-game 5/11-13/15 3-game 8/21-23/15
 4-game 5/22-25/06 4-game 9/2-5/05
 5-game N/A 5-game N/A

Last by Bowie at Altoona 2-game 6/28-29/06
 Last by Bowie at Bowie 2-game N/A
 3-game 5/8-9/12 3-game 5/22-24/18
 4-game 7/8-11/11 4-game 6/26-29/17
 5-game N/A 5-game N/A

EASTERN LEAGUE

ERIE SEAWOLVES

Curve



110 East 10th Street
Erie, PA 16501
Phone: (814) 456-1300
Fax: (814) 456-7520
seawolves.com
@erie_seawolves



TEAM INFORMATION/PERSONNEL

First Year 1999
Affiliation Detroit Tigers (2001)
League Titles None
Last Playoff Appearance 2022 (Lost in ELCS)
2022 Record 80-58 (1st - Southwest)
2022 Attendance 175,810 (10th)

Owner Fernando Aguirre
President/GM Greg Coleman
Media Contacts Greg Gania
Broadcasters Greg Gania

Manager Gabe Alvarez (2nd season)
Pitching Coach Juan Pimentel
Hitting Coach John Murrrian
Bench Coach Matt Malott
Athletic Trainer Chris Vick
Strength Coach Donny Trapp

Curve Hotel in Erie Baymont Inn & Suites Erie
..... 8170 Perry Highway
..... Erie, PA 16509
..... PH: (814) 866-8808

2023 SERIES (24)

at Altoona (12)

July 4 (Tue) 6:00 p.m.
July 5 (Wed) 6:00 p.m.
July 6 (Thu) 6:00 p.m.
July 7 (Fri) 6:00 p.m.
July 8 (Sat) 6:00 p.m.
July 9 (Sun) 1:00 p.m.

at Erie (12)

April 11 (Tue.)... 6:05 p.m.
April 12 (Wed.)... 12:35 p.m.
April 13 (Thurs.)... 6:05 p.m.
April 14 (Fri.) 6:05 p.m.
April 15 (Sat.) 1:35 p.m.
April 16 (Sun.) 1:35 p.m.

Aug. 8 (Tue) 6:00 p.m.
Aug. 9 (Wed) 12:05 p.m.
Aug. 10 (Thu) 6:00 p.m.
Aug. 11 (Fri) 6:00 p.m.
Aug. 12 (Sat) 6:00 p.m.
Aug. 13 (Sun) 6:00 p.m.


Aug. 29 (Tue.)... 6:05 p.m.
Aug. 30 (Wed.)... 6:05 p.m.
Aug. 31 (Thu.) ... 6:05 p.m.
Sept. 1 (Fri.)..... 6:05 p.m.
Sept. 2 (Sat.)..... 6:05 p.m.
Sept. 3 (Sun.)..... 1:35 p.m.

CURVE vs. ERIE SERIES INFO

All-Time vs. Erie 244-225
at Altoona 113-111
at Erie 131-114
Postseason vs. Erie 3-0
2022 vs. Erie 9-9
at Altoona 2-4
at Erie 7-5
Best Record vs. Erie 15-5 (2015)
Worst Record vs. Erie 7-15 (2014)
Largest Margin of Victory 12 (7/28/02, 14-2)
Largest Margin of Defeat 17 (7/7/09, 19-2)
Longest Winning Streak . . . 8, 3x, last - June 9-Aug. 25, 2016
Longest Losing Streak 6, 2x, last - April 8-17, 2009

UPMC PARK

Ballpark UPMC Park
Capacity 6,000
Year Opened 1995
Fence Height LF: 16', CF-RCF: 8', RF: 10'



HEAD-TO-HEAD RECORDS

YEAR	OVERALL	HOME	AWAY	PCT.
1999	9-14	4-9	5-5	.391
2000	13-7	5-5	8-2	.650
2001	8-12	6-4	2-8	.400
2002	13-7	6-4	7-3	.650
2003	8-12	2-8	6-4	.400
2004	7-13	4-6	3-7	.350
2005	7-11	2-6	5-5	.389
2006	13-6	4-3	9-3	.684
2007	7-9	3-4	4-5	.438
2008	11-7	4-2	7-5	.611
2009	11-14	4-6	7-8	.440
2010	11-9	4-6	7-3	.550
2011	11-7	7-3	4-4	.611
2012	15-8	9-2	6-6	.652
2013	8-14	5-6	3-8	.364
2014	7-15	4-7	3-8	.318
2015	15-5	7-4	8-1	.750
2016	13-7	6-3	7-4	.650
2017	13-8	7-3	6-5	.619
2018	11-9	5-5	6-4	.550
2019	13-10	7-6	6-4	.565
2021	11-12	6-5	5-7	.478
2022	9-9	2-4	7-5	.500
TOTALS	244-225	113-111	131-114	.520

SERIES SWEEPS

Last by Altoona at Altoona
2-game N/A
3-game 7/4-7/19
4-game N/A
5-game N/A

Last by Altoona at Erie
2-game 4/13-14/18
3-game 6/3-5/19
4-game .. 8/31-9/3/12
5-game N/A

Last by Erie at Altoona
2-game N/A
3-game 5/1-3/09
4-game 5/6-9/99
5-game N/A

Last by Erie at Erie
2-game N/A
3-game 8/15-17/14
4-game 5/10-13/12
5-game N/A

HARRISBURG SENATORS



First National Bank Field / City Island
 Harrisburg, PA 17101
 Phone: (717) 231-4444
 Fax: (717) 231-4445
 senatorsbaseball.com
 @HbgSenators



TEAM INFORMATION/PERSONNEL

First Year 1987
 Affiliation Washington Nationals (1991)
 League Titles 6 ('87, '93, '96, '97, '98, '99)
 Last Playoff Appearance 2019 (Lost in ELDS)
 2022 Record 52-85 (6th - Southwest)
 2022 Attendance 244,433 (9th)

President Kevin Kulp
 General Manager Randy Whitaker
 Media Contact Terry Byrom
 Broadcasters Terry Byrom, Frankie Vernouski

Manager Delino DeShields (1st season)
 Pitching Coach Joel Hanrahan
 Hitting Coach Tim Doherty
 Coach Oscar Salazar
 Athletic Trainer Don Neidig
 Strength Coach Ryan Grose
 Curve Hotel in Harrisburg Hotel Indigo - Harrisburg Hershey
 765 Eisenhower Blvd.
 Harrisburg, PA 17111
 PH: (717) 558-7676

2023 SERIES (18)

at Altoona (6)

at Harrisburg (12)


Sept. 5 (Tues.) 6:00 p.m.	June 28 (Wed.)... 6:30 p.m.
Sept. 6 (Wed.)..... 6:00 p.m.	June 29 (Thur.)... 6:30 p.m.
Sept. 7 (Thur.) 6:00 p.m.	June 30 (Fri.)..... 7:00 p.m.
Sept. 8 (Fri.)..... 6:00 p.m.	July 1 (Sat.) 7:00 p.m.
Sept. 9 (Sat.)..... 6:00 p.m.	July 2 (Sun.) 7:00 p.m.
Sept. 10 (Sun.).... 1:00 p.m.	July 3 (Mon.)..... 1:00 p.m.
	July 25 (Tues.).... 6:30 p.m.
	July 26 (Wed.)... 12:00 p.m.
	July 27 (Thur.).... 6:30 p.m.
	July 28 (Fri.)..... 7:00 p.m.
	July 29 (Sat.) 6:00 p.m.
	July 30 (Sun.).... 1:00 p.m.

CURVE vs. HARRISBURG SERIES INFO

All-Time vs. Harrisburg 226-197
 at Altoona 129-83
 at Harrisburg 97-114
 Postseason vs. Harrisburg 3-1
 2022 vs. Harrisburg 14-9
 at Altoona 9-5
 at Harrisburg 5-4
 Best Record vs. Harrisburg 10-4 (2014)
 Worst Record vs. Harrisburg 5-11 (2011)
 Largest Margin of Victory 12, 2x, last - (8/7/10, 18-6)
 Largest Margin of Defeat 12, 2x, last - (5/25/18, 14-2)
 Longest Winning Streak 10, April 16-July 12, 2014
 Longest Losing Streak .. 6, August 26, 2007-July 4, 2008

FNB FIELD

Ballpark FNB Field
 Capacity 6,187
 Year Opened 1987
 Fence Height LF: 8', LCF-RCF: 16', RF: 8'



HEAD-TO-HEAD RECORDS

YEAR	OVERALL	HOME	AWAY	PCT.
1999	10-7	5-2	5-5	.588
2000	12-8	8-2	4-6	.600
2001	11-9	6-4	5-5	.550
2002	12-8	8-2	4-6	.600
2003	13-7	7-3	6-4	.650
2004	13-7	9-1	4-6	.650
2005	8-9	6-4	2-5	.471
2006	13-10	7-2	6-8	.565
2007	11-8	5-3	6-5	.579
2008	8-13	3-8	5-5	.381
2009	7-3	2-2	5-1	.700
2010	12-8	6-4	6-4	.600
2011	5-11	2-4	3-7	.313
2012	6-8	3-4	3-4	.429
2013	7-11	2-5	5-6	.389
2014	10-4	7-0	3-4	.714
2015	9-11	5-5	4-6	.450
2016	7-10	5-6	2-4	.412
2017	11-6	7-3	4-3	.647
2018	11-8	7-2	4-6	.579
2019	7-13	5-5	2-8	.350
2021	9-9	5-7	4-2	.500
2022	14-9	9-5	5-4	.609
TOTALS	226-197	129-83	97-114	.534

SERIES SWEEPS

Last by Altoona at Altoona	Last by Altoona at Harrisburg
2-game 8/22-23/18	2-game N/A
3-game 7/4-6/14	3-game .. 4/30-5/2/10
4-game 4/21-24/14	4-game N/A
5-game N/A	5-game N/A
Last by Harrisburg at Altoona	Last by Harrisburg at Harrisburg
2-game N/A	2-game N/A
3-game ... 4/15-17/19	3-game 6/28-29/15
4-game N/A	4-game .. 8/30-9/2/19
5-game N/A	5-game N/A

EASTERN LEAGUE

HARTFORD YARD GOATS



1214 Main Street
 Hartford, CT 06103
 Phone: (860) 246-4628
 Fax: (860) 247-4628
 yardgoatsbaseball.com
 @GoYardGoats



TEAM INFORMATION/PERSONNEL

First Year2016
 Affiliation Colorado Rockies (2016)
 League Titles 2 ('83, '01, both in New Britain)
 Last Playoff Appearance 2009 (New Britain) (Lost in ELDS)
 2022 Record 77-60 (2nd - Northeast)
 2022 Attendance 403,123 (2nd)

Directors Josh & Jim Solomon, Jennifer Goorno
 President Tim Restall
 General Manager Mike Abramson
 Media Contact Jeff Dooley
 Broadcasters Jeff Dooley, Dan Lovallo

Manager Chris Denorfia (3rd season)
 Pitching Coach Blaine Beatty
 Hitting Coach Tom Sutaris
 Bench Coach Luis Lopez
 Athletic Trainer Coy Coker
 Physical Performance Coach Mason Rook

Curve Hotel in Hartford Hilton Garden Inn Hartford
 85 Glastonbury Blvd.
 Glastonbury, CT 06033
 PH: (860) 659-5003

2023 SERIES (6)


at Altoona (6)

at Hartford (0)

May 23 (Tues) 6:00 p.m.
 May 24 (Wed) 11:00 a.m.
 May 25 (Thur) 6:00 p.m.
 May 26 (Fri) 6:00 p.m.
 May 27 (Sat) 6:00 p.m.
 May 28 (Sun) 6:00 p.m.

DUNKIN' DONUTS PARK

Ballpark Dunkin' Donuts Park
 Capacity 6,056
 Year Opened 2017
 Fence Height LF: 8', CF: 20', RF: 21'



HEAD-TO-HEAD RECORDS

YEAR	OVERALL	HOME	AWAY	PCT.
2016	2-4	2-1	0-3*	.333
2017	7-2	2-1	5-1	.778
2018	2-3	1-1	1-2	.400
2019	3-3	2-1	1-2	.500
2021	2-3	0-0	2-3	.400
2022	0-0	0-0	0-0	--
TOTALS	16-15	7-4	9-11	.516

*The Curve went 0-3 in three "road" games against Hartford in Altoona during the 2016 season

CURVE vs. HARTFORD SERIES INFO

All-Time vs. Hartford 16-15
 at Altoona 7-4
 at Hartford 9-11
 Postseason vs. Hartford N/A
 2021 vs. Hartford 2-3
 at Altoona 0-0
 at Hartford 2-3
 Best Record vs. Hartford 7-2 (2017)
 Worst Record vs. Hartford 2-4 (2016)
 Largest Margin of Victory 8 (2x, 6/30/21, 15-7)
 Largest Margin of Defeat 10 (6/12/18, 11-1)
 Longest Winning Streak ..6, June 24, 2017-June 1, 2018
 Longest Losing Streak5, July 19, 2016-June 17, 2017

SERIES SWEEPS

Last by Altoona at Altoona	Last by Altoona at Hartford
2-game N/A	2-game N/A
3-game N/A	3-game 8/21-23/17
4-game N/A	4-game N/A
5-game N/A	5-game N/A
Last by Hartford at Altoona	Last by Hartford at Hartford
2-game N/A	2-game N/A
3-game ...7/19-20/16*	3-game N/A
4-game N/A	4-game N/A
5-game N/A	5-game N/A

EASTERN LEAGUE



1 Line Drive
 Manchester, NH 03101
 Phone: (603) 641-2005
 Fax: (603) 641-2055
 nhfishercats.com
 @fishercats



TEAM INFORMATION/PERSONNEL

First Year 2004
 Affiliation Toronto Blue Jays (2004)
 League Titles 3 (2004, 2011, 2018)
 Last Playoff Appearance 2018 (Won ELCS)
 2022 Record 59-79 (5th - Northeast)
 2022 Attendance 282,514 (7th)

Owner, Managing Partner Art Solomon
 President Mike Ramshaw
 General Manager Mike Neis
 Media Contact Steve Goldberg
 Broadcasters Steve Goldberg, Bob Lipman

Manager Cesar Martin (3rdseason)
 Pitching Coach Drew Hayes
 Hitting Coach Mitch Huckabay
 Position Coach Chris Schaeffer
 Athletic Trainer Luke Green
 Strength Coach Casey Callison

Curve Hotel in Manchester
 Tru By Hilton Manchester Downtown
 135 Spring Street
 Manchester, N.H. 03101
 PH: (603) 669-3000

2023 SERIES (6)

at Altoona (3) at New Hampshire (3)


April 6 (Thur.) 6:00 p.m. July 14 (Fri.) 7:05 p.m.
 April 7 (Fri.) 6:00 p.m. July 15 (Sat.) 7:05 p.m.
 April 8 (Sat.) 1:00 p.m. July 16 (Sun.) 1:35 p.m.

CURVE vs. NEW HAMPSHIRE SERIES INFO

All-Time vs. New Hampshire 59-53
 at Altoona 31-26
 at Manchester 28-27
 Postseason vs. New Hampshire 0-3
 2022 vs. New Hampshire 7-5
 at Altoona 4-2
 at Manchester 3-3
 Best Record vs. New Hampshire 7-0 (2013)
 Worst Record vs. New Hampshire ... 1-5 (2014, 2019)
 Largest Margin of Victory 12 (8/15/08, 12-0)
 Largest Margin of Defeat 13 (6/12/15, 14-1)
 Longest Winning Streak 7, June 18-July 28, 2013
 Longest Losing Streak ..5, August 16, 2018-May 31, 2019

DELTA DENTAL STADIUM

Ballpark Delta Dental Stadium
 Capacity 6,500
 Year Opened 2005
 Fence Height 12'



HEAD-TO-HEAD RECORDS

YEAR	OVERALL	HOME	AWAY	PCT.
2004	3-3	1-2	2-1	.500
2005	3-3	2-1	1-2	.500
2006	3-3	1-2	2-1	.500
2007	3-3	1-2	2-1	.500
2008	4-2	1-2	3-0	.667
2009	3-3	1-2	2-1	.500
2010	3-3	2-1	1-2	.500
2011	2-4	2-2	0-2	.333
2012	3-4	3-1	0-3	.429
2013	7-0	3-0	4-0	1.000
2014	1-5	0-3	1-2	.167
2015	4-3	2-1	2-2	.571
2016	3-3	2-1	1-2	.500
2017	5-2	3-1	2-1	.714
2018	4-2	2-1	2-1	.667
2019	1-5	1-2	0-3	.167
2021	0-0	0-0	0-0	N/A
2022	7-5	4-2	3-3	.583
TOTALS	59-53	31-26	28-27	.527

SERIES SWEEPS

Last by Altoona at Altoona Last by Altoona at N.H.
 2-game N/A 2-game N/A
 3-game 6/18-20/13 3-game 8/15-17/08
 4-game N/A 4-game 7/25-28/13
 5-game N/A 5-game N/A
 Last by N.H. at Altoona Last by N.H. at N.H.
 2-game N/A 2-game 6/21-23/11
 3-game .. 5/30-6/1/14 3-game 5/21-23/19
 4-game N/A 4-game N/A
 5-game N/A 5-game N/A



271 Park Avenue
 Portland, ME 04102
 Phone: (207) 874-9300
 Fax: (207) 780-0317
 seadogs.com
 @PortlandSeaDogs



TEAM INFORMATION/PERSONNEL

First Year1994
 Affiliation Boston Red Sox (2003)
 League Titles 1 (2006)
 Last Playoff Appearance2022 (Lost in ELDS)
 2022 Record.....75-63 (3rd - Northeast)
 2022 Attendance379,100 (3rd)

ChairmanBill Burke
 President/General Manager Geoff Iacuessia
 Media Contact.....Chris Cameron, Emma Tiedemann
 Broadcasters Emma Tiedemann, Rylee Pay

ManagerChad Epperson (2nd season)
 Pitching Coach Sean Issac
 Hitting CoachDoug Clark
 Coach Mickey Jiang
 Coach Pablo Cabrera
 Athletic Trainer Bobby Stachura
 Strength Coach Joe Hudson

Curve Hotel in PortlandHoliday Inn Express
303 Sable Oaks Drive
 South Portland, ME 04106
PH: (207) 775-3900

2023 SERIES (0)

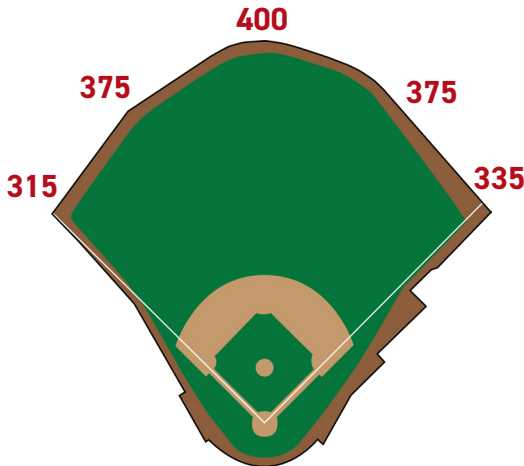
at Altoona (0) at Portland (0)

CURVE vs. PORTLAND SERIES INFO

All-Time vs. Portland 66-66
 at Altoona 37-29
 at Portland 29-37
 Postseason vs. Portland.....N/A
 2021 vs. Portland..... 0-0
 at Altoona 0-0
 at Portland 0-0
 Best Record vs. Portland..... 6-1 (2000)
 Worst Record vs. Portland 1-5 (2014)
 Largest Margin of Victory.....10, 2x, last - (8/3/00, 12-2)
 Largest Margin of Defeat..... 11, (8/14/12, 13-2)
 Longest Winning Streak .8, June 27, 2003-July 9, 2004
 Longest Losing Streak5, June 10-21, 2014

HADLOCK FIELD

Ballpark..... Hadlock Field
 Capacity.....7,368
 Year Opened1994
 Fence Height..... LF: 37', CF: 8', RF: 16'



HEAD-TO-HEAD RECORDS

YEAR	OVERALL	HOME	AWAY	PCT.
1999	2-5	2-2	0-3	.286
2000	6-1	3-1	3-0	.857
2001	2-5	2-3	0-2	.286
2002	3-4	2-2	1-2	.429
2003	3-3	0-2	3-1	.500
2004	6-2	4-0	2-2	.750
2005	4-2	2-1	2-1	.667
2006	1-3	1-2	0-1	.250
2007	5-1	2-1	3-0	.833
2008	2-4	2-1	0-3	.333
2009	3-3	2-1	1-2	.500
2010	5-1	3-0	2-1	.833
2011	2-5	0-3	2-2	.286
2012	2-4	2-1	0-3	.333
2013	4-2	2-1	2-1	.667
2014	1-5	0-2	1-3	.167
2015	2-4	1-2	1-2	.333
2016	3-2	1-0	2-2	.600
2017	3-3	2-1	1-2	.500
2018	4-3	2-2	2-1	.571
2019	3-4	2-1	1-3	.429
2021	0-0	0-0	0-0	N/A
2022	0-0	0-0	0-0	N/A
TOTALS	66-66	37-29	29-37	.500

SERIES SWEEPS

Last by Altoona at Altoona	Last by Altoona at Portland
2-game..... N/A	2-game..... N/A
3-game.... 6/22-24/10	3-game.....8/7-9/07
4-game.....4/8-11/04	4-game..... N/A
5-game..... N/A	5-game..... N/A
Last by Portland at Altoona	Last by Portland at Portland
2-game.... 6/10-11/14	2-game.... 5/25-26/01
3-game.....6/3-5/11	3-game.... 8/14-16/12
4-game..... N/A	4-game..... N/A
5-game..... N/A	5-game..... N/A



1900 South Centre Ave.
Reading, PA 19605
Phone: (610) 375-8469
Fax: (610) 373-5868
fightins.com
@ReadingFightins



TEAM INFORMATION/PERSONNEL

First Year1952
AffiliationPhiladelphia Phillies (1967)
League Titles5 ('57, '68, '73, '95, '01)
Last Playoff Appearance2019 (Lost in ELDS)
2022 Record61-77 (4th - Northeast)
2022 Attendance368,068 (4th)

Managing PartnerCraig Stein
General ManagerScott Hunsicker
Media ContactJake Starr
BroadcastersBob McCool, Jake Starr

ManagerAl Pedrique (1st season)
Pitching CoachBrad Bergesen
Hitting CoachTyler Henson
Position CoachRay Ricker
Athletic TrainerSteve Torregrosa
Strength CoachBruce Peditto

Curve Hotel in ReadingDoubletree Hotel
.....701 Penn Street
.....Reading, PA 19601
.....PH: (610) 375-8000

2023 SERIES (12)

at Altoona (6)

at Reading (6)

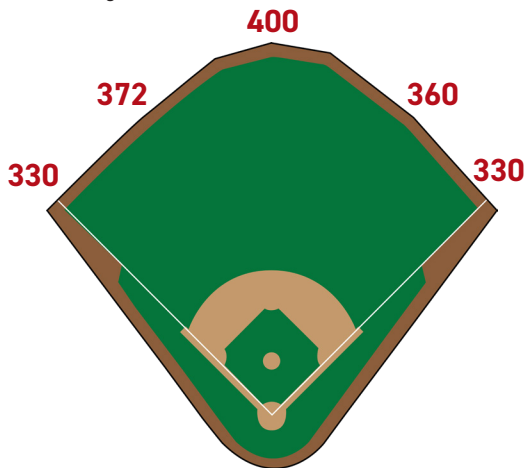
July 18 (Tues.).... 6:00 p.m. April 25 (Tues.) 11:00 a.m.
July 19 (Wed.) .. 12:05 p.m. April 26 (Wed.) ... 6:45 p.m.
July 20 (Thur.).... 6:00 p.m. April 27 (Thur.)... 6:45 p.m.
July 21 (Fri.) 6:00 p.m. April 28 (Fri.) 6:45 p.m.
July 22 (Sat.) 6:00 p.m. April 29 (Sat.) 6:45 p.m.
July 23 (Sun.) 6:00 p.m. April 30 (Sun.) 3:15 p.m.

CURVE vs. READING SERIES INFO

All-Time vs. Reading151-163
at Altoona85-74
at Reading66-89
Postseason vs. Reading.....N/A
2022 vs. Reading7-5
at Altoona4-2
at Reading3-3
Best Record vs. Reading.....5-1 (2017)
Worst Record vs. Reading.....1-5 (2019)
Largest Margin of Victory..... 11 (8/10/14, 13-2)
Largest Margin of Defeat 14 (8/7/16, 14-0)
Longest Winning Streak7, April 5-May 2, 2003
Longest Losing Streak7, July 6-August 19, 2002

FIRSTENERGY STADIUM

Ballpark.....FirstEnergy Stadium
Capacity.....9,000
Year Opened1951
Fence Height.....18'



HEAD-TO-HEAD RECORDS

YEAR	OVERALL	HOME	AWAY	PCT.
1999	5-11	1-5	4-6	.313
2000	9-11	4-6	5-5	.450
2001	8-12	5-5	3-7	.400
2002	6-14	3-7	3-7	.300
2003	13-7	8-2	5-5	.650
2004	14-5	7-2	7-3	.737
2005	14-8	8-3	6-5	.636
2006	9-7	6-3	3-4	.563
2007	11-10	8-6	3-4	.524
2008	7-11	5-7	2-4	.389
2009	8-13	5-6	3-7	.381
2010	7-5	5-3	2-2	.583
2011	5-10	2-4	3-6	.333
2012	6-3	2-1	4-2	.667
2013	3-7	3-3	0-4	.300
2014	2-4	1-2	1-2	.333
2015	2-4	1-2	1-2	.333
2016	3-6	2-1	1-5	.333
2017	5-1	2-1	3-0	.833
2018	6-4	2-1	4-3	.600
2019	1-5	1-2	0-3	.167
2021	0-0	0-0	0-0	N/A
2022	7-5	4-2	3-3	.583
TOTALS	151-163	85-74	66-89	.481

SERIES SWEEPS

Last by Altoona at Altoona Last by Altoona at Reading
2-game.....8/27-28/04 2-game..... N/A
3-game.....6/1-2/07 3-game.... 7/24-26/17
4-game.... 8/25-27/03 4-game..... N/A
5-game..... N/A 5-game..... N/A
Last by Reading at Altoona Last by Reading at Reading
2-game.... 5/12-13/03 2-game..... N/A
3-game....6/27-29/11 3-game.....8/2-4/19
4-game..... N/A 4-game.... 5/20-23/13
5-game..... N/A 5-game..... N/A

EASTERN LEAGUE



3001 N. Arthur Ashe Boulevard
 Richmond, VA 23230
 Phone: (804) 359-3866
 Fax: (804) 359-1373
 squirrelsbaseball.com
 @gosquirrels



TEAM INFORMATION/PERSONNEL

First Year2010
 AffiliationSan Francisco Giants (2010)
 League TitlesN/A
 Last Playoff Appearance2022 (Lost in ELDS)
 2022 Record66-71 (5th - Southwest)
 2022 Attendance406,560 (1st)

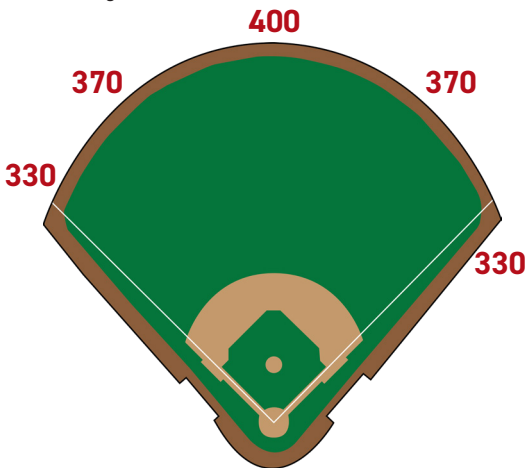
President/Managing Partner Lou DiBella
 Chief Executive Officer Todd Parnell
 Vice President & General Manager Ben Rothrock
 Media Contact Trey Wilson
 Broadcasters Trey Wilson, Blaine McCormick

ManagerDennis Pelfrey (2nd season)
 Pitching Coach Paul Oseguera
 Hitting Coach Cory Elaski
 Fundamentals CoachLipso Nava
 Athletic TrainerChris Walsh
 Strength CoachMatt Jordan

Curve Hotel in Richmond Fairfield Inn & Suites Richmond Innsbrook
 9937 Mayland Drive
 Richmond, VA 23233
 PH: (804) 545-4200

THE DIAMOND

Ballpark The Diamond
 Capacity9,560
 Year Opened1985
 Fence Height10'



2023 SERIES (18)

at Altoona (6)

Aug. 1 (Tues.) 6:00 p.m.
 Aug. 2 (Wed.) 6:00 p.m.
 Aug. 3 (Thur.) 6:00 p.m.
 Aug. 4 (Fri.) 6:00 p.m.
 Aug. 5 (Sat.) 6:00 p.m.
 Aug. 6 (Sun.) 1:00 p.m.

at Richmond (12)

May 2 (Tues.) 6:35 p.m.
 May 3 (Wed.) 6:35 p.m.
 May 4 (Thur.) 6:35 p.m.
 May 5 (Fri.) 6:35 p.m.
 May 6 (Sat.) 6:05 p.m.
 May 7 (Sun.) 1:35 p.m.
 June 6 (Tues.) 6:35 p.m.
 June 7 (Wed.) 6:35 p.m.
 June 8 (Thur.) 6:35 p.m.
 June 9 (Fri.) 6:35 p.m.
 June 10 (Sat.) 6:05 p.m.
 June 11 (Sun.) 1:35 p.m.

CURVE vs. RICHMOND SERIES INFO

All-Time vs. Richmond127-102
 at Altoona 77-47
 at Richmond50-55
 Postseason vs. RichmondN/A
 2022 vs. Richmond10-8
 at Altoona 8-4
 at Richmond2-4
 Best Record vs. Richmond16-6 (2016)
 Worst Record vs. Richmond7-9 (2017)
 Largest Margin of Victory12 (8/24/13(2), 13-1)
 Largest Margin of Defeat12 (8/28/21, 15-3)
 Longest Winning Streak . 13, April 22-August 4, 2016
 Longest Losing Streak . 4, 6x, last - June 26-July 27, 2019

HEAD-TO-HEAD RECORDS

YEAR	OVERALL	HOME	AWAY	PCT.
2010	16-10	8-3	8-7	.615
2011	8-9	6-5	2-4	.471
2012	12-9	10-4	2-5	.571
2013	10-11	6-5	4-6	.476
2014	10-11	9-5	1-6	.476
2015	10-10	5-5	5-5	.500
2016	16-6	9-1	7-5	.727
2017	7-9	3-3	4-6	.438
2018	9-6	5-4	4-2	.600
2019	13-8	6-5	7-3	.619
2021	6-5	2-3	4-2	.545
2022	10-8	8-4	2-4	.556
TOTALS	127-102	77-47	50-55	.555

SERIES SWEEPS

Last by Altoona at Altoona	Last by Altoona at Richmond
2-game5/2-3/17	2-game N/A
3-game8/2-4/16	3-game . .4/30-5/2/18
4-game ..7/31-8/3/14	4-game 5/12-15/16
5-game N/A	5-game N/A
Last by Richmond at Altoona	Last by Richmond at Richmond
2-game N/A	2-game N/A
3-game N/A	3-game5/27-29/14
4-game5/4-7/15	4-game N/A
5-game N/A	5-game N/A

EASTERN LEAGUE



TD Bank Ballpark
 1 Patriots Park
 Somerset, NJ 08807
 Phone: (908) 252-0700
 MiLB.com/Somerset
 @SomPatriots



TEAM INFORMATION/PERSONNEL

First Year 1998
 Affiliation New York Yankees (2021)
 League Titles 1 ('22)
 Last Playoff Appearance 2022 (Won ELCS)
 2022 Record 83-53 (1st Northeast)
 2022 Attendance 351,142 (5th)

Ownership The Kalafer Family
 President/General Manager Patrick McVerry
 Media Contact Marc Russinoff, Steven Cusumano
 Broadcasters Steven Cusumano

Manager Raul Dominguez (1st season)
 Pitching Coach Grayson Crawford
 Hitting Coach Jake Hirst
 Defensive Coach Aaron Bossi
 Athletic Trainer Mike Becker
 Strength Coach Danny Smith

Curve Hotel in Somerset ... Delta Hotels by Marriott Somerset
 110 Davidson Avenue
 Somerset, NJ 08873
 PH: (732) 764-6429

2023 SERIES (6)


at Altoona (0)	at Somerset (6)
	June 13 (Tues.) .. 6:35 p.m.
	June 14 (Wed.) ... 6:35 p.m.
	June 15 (Thur.)... 6:35 p.m.
	June 16 (Fri.)..... 7:05 p.m.
	June 17 (Sat.)..... 7:05 p.m.
	June 18 (Sun.).... 1:05 p.m.

CURVE vs. SOMERSET SERIES INFO

All-Time vs. Somerset..... 8-10
 at Altoona 5-7
 at Somerset 3-3
 Postseason vs. Somerset 0-0
 2022 vs. Somerset..... 2-4
 at Altoona 2-4
 at Somerset..... 0-0
 Best Record vs. Somerset 6-6 (2021)
 Worst Record vs. Somerset 2-4 (2022)
 Largest Margin of Victory..... 8 (8/20/21, 11-3)
 Largest Margin of Defeat 10 (7/22/21, 10-0)
 Longest Winning Streak 3 (8/18-21, 2021)
 Longest Losing Streak . 2, 4x (last 5/14/22-Present)

TD Bank Ballpark

Ballpark..... TD Bank Ballpark
 Capacity..... 6,100
 Year Opened 1999
 Fence Height..... 8'



HEAD-TO-HEAD RECORDS

YEAR	OVERALL	HOME	AWAY	PCT.
2021	6-6	3-3	3-3	.500
2022	2-4	2-4	0-0	.333
TOTALS	8-10	5-7	3-3	.444

SERIES SWEEPS

Last by Altoona at Altoona		Last by Altoona at Somerset	
2-game.....	N/A	2-game.....	N/A
3-game.....	N/A	3-game.....	N/A
4-game.....	N/A	4-game.....	N/A
5-game.....	N/A	5-game.....	N/A
Last by Somerset at Altoona		Last by Somerset at Somerset	
2-game.....	N/A	2-game.....	N/A
3-game.....	N/A	3-game.....	N/A
4-game.....	N/A	4-game.....	N/A
5-game.....	N/A	5-game.....	N/A

EASTERN LEAGUE



PIRATES ORGANIZATION



Acquired from the San Diego Padres in exchange for Adam Frazier in July of 2021, Jack Suwinski was called up from Altoona to Pittsburgh on April 30, 2022 and went on to hit 19 home runs in 106 games with the Pirates.



PITTSBURGH PIRATES BASEBALL CLUB
 PNC PARK AT NORTH SHORE
 115 FEDERAL STREET
 PITTSBURGH, PA 15212
 (412) 323-5000
 www.pirates.com

EXECUTIVE

Chairman of the Board.....	Bob Nutting
President	Travis Williams
Executive Vice President, Baseball Operations & General Manager	Ben Cherington
Executive Vice President & Chief Financial Officer.....	Jim Plake
Executive Vice President Marketing & Fan Engagement.....	Stephen Perkins
Executive Vice President Partnerships & Hospitality	David Burke
Executive Vice President & PNC Park General Manager.....	Dennis DaPra
Senior Executive Assistant, Team President	Molly Trunzo

BASEBALL OPERATIONS

Sr. VP, Baseball Development	Bryan Stroh
Assistant General Manager	Kevan Graves
Assistant General Manager	Steve Sanders
Special Assistant, Player Personnel.....	Oz Ocampo
Senior Director, Strategy and Research	Dan Fox
Senior Director, Amateur Scouting	Joe DelliCarri
Senior Director, Player Personnel	Steve Williams
Senior Director, Amateur Scouting	Joe DelliCarri
Director, Baseball Operations & Pro Scouting	Will Lawton
Director, International Scouting.....	Junior Vizcaino
Assistant Director, Baseball Operations.....	Trey Rose
Assistant Director, Amateur Scouting	Mike Mangan
Special Assistant, Baseball Operations & Offensive Coordinator	Kevin Young
Special Assistant, Baseball Operations.....	Scott Elarton

PLAYER DEVELOPMENT

Director, Coaching & Player Development	John Baker
Assistant Director, Coaching & Player Development	Michael Chernow
Assistant Director, Coaching & Player Development	Shawn Johnston
Senior Advisor/Coaching & Player Development.....	Brad Fischer
Special Advisor/Pitching Development	Dewey Robinson
Minor League Field Coordinator.....	Shawn Bowman
Assistant Field & Complex Coordinator	Jim Horner
Head of Methodology	Bart Hanegraaff
Minor League Pitching Coordinator	Josh Hopper
Minor League Infield Coordinator	Chris Truby
Minor League Hitting Coordinator.....	Jonny Tucker
Minor League Catching Coordinator.....	Chad Noble
Minor League Outfield and Baserunning Coordinator	Kieran Mattison
Latin American Field Coordinator	Gera Alvarez
Latin American Pitching Coordinator	Amaury Telemaco
Director, Mental Performance & Learning	Bernie Holliday
Director, International Development	Hector Morales
Coordinator, Mental Performance	Tyson Holt
Minor League Pattern & Throwing Coordinator.....	Victor Black
Athletic Training Coordinator.....	Carl Randolph
Minor League Athletic Training Coordinator	Dru Scott
Minor League Strength & Conditioning Coordinator	Cory Cook
Latin American Coordinator, Strength & Conditioning.....	Orlando Crance

PIRATES ORGANIZATION



Owner Bob Lozinak dons the Pittsburgh Pirates cap at a press conference announcing the Curve's affiliation with the Bucs back in 1998



INDIANAPOLIS INDIANS • TRIPLE-A EAST LEAGUE

Ballpark..... Victory Field
 Address..... 501 West Maryland St.
 Indianapolis, IN 46225
 Telephone (317) 269.3542
 Website www.indyindians.com
 Twitter @indyindians
 General Manager Randy Lewandowski
 Public Relations Cheyne Reiter, Anna Kayser

Manager Miguel Perez
 Pitching Coach Dan Meyer
 Bullpen Coach Drew Benes
 Hitting Coach..... Eric Munson
 Integrated Baseball Performance CoachBrady Conlan
 Bench Coach..... Dallas McPherson
 Trainer..... Tyler Brooks
 Strength Coach Alan Burr



GREENSBORO GRASSHOPPERS • HIGH-A EAST LEAGUE

Ballpark.....First National Bank Field
 Address..... 408 Bellemeade Street
 Greensboro, NC 27401
 Telephone (336) 268.2255
 Website www.gsohoppers.com
 Twitter @GSOHoppers
 General Manager Donald Moore
 Public Relations..... Callie Cline

Manager.....Robby Hammock
 Pitching CoachFernando Nieve
 Hitting Coach..... Ruben Gotay
 Integrated Baseball Performance Coach Justin Orton
 Development Coach Collin Wilber
 Trainer..... Casey Lee
 Strength CoachRyoji Ejima



BRADENTON MARAUDERS • LOW-A SOUTHEAST LEAGUE

Ballpark..... LECOM Park
 Address..... 1611 9th Street West
 Bradenton, FL 34205
 Telephone (941) 747.3031
 Website www.bradentonmarauders.com
 Twitter @The_Marauders
 General ManagerCraig Warzecha
 Public Relations..... Ben Porkorny

Manager.....Jonathan Johnston
 Pitching Coach Matt Ford
 Hitting Coach..... Quentin Brown
 Integrated Baseball Performance Coach Casey Harms
 Development CoachGustavo Omana
 Trainer.....Alexa Dehaeseleer
 Strength Coach TBA



FCL PIRATES • ROOKIE FLORIDA COAST LEAGUE

Ballpark.....LECOM Park/Pirate City
 Address..... 1701 27th Street East
 Bradenton, FL 24201
 Telephone (941) 747.3031
 Website www.pirates.com

Manager..... Jim Horner
 Pitching CoachRenny Duarte, Mick Fieldbinder
 Hitting Coach..... Khelyn Smith, Curt Wilson
 Coaches..... Ernesto Irizarry, Jonathan Prieto
 Trainer..... TBA
 Strength Coach John Lantigua



DSL PIRATES • ROOKIE FOREIGN DOMINICAN SUMMER LEAGUE

Ballpark.....Pirates DSL Academy
 Address..... Carretera Mella KM 31
 La Gina, De Hato Viejo
 De Guerra, Santo Domingo, D.R.
 Telephone (849) 622.8050
DSL Pirates 1
 Manager TBD
 Pitching Coach TBD
 Hitting Coach..... TBD
 Coach..... TBD

Trainer..... TBD
 Strength Coach TBD
DSL Pirates 2
 Manager TBD
 Pitching Coach TBD
 Hitting Coach..... TBD
 Coach..... TBD
 Strength Coach TBD

PIRATES PROSPECT RANKINGS

TOP 30 PIRATES PROSPECTS

MLBPipeline.com

- 1Termarr Johnson, 2B
- 2Endy Rodriguez, C
- 3Henry Davis, C
- 4Quinn Priester, RHP
- 5Nick Gonzales, 2B
- 6Liover Peguero, SS
- 7Bubba Chandler, RHP
- 8Luis Ortiz, RHP
- 9Mike Burrows, RHP
- 10Anthony Solometo, LHP
- 11Jared Jones, RHP
- 12Thomas Harrington, RHP
- 13Ji-Hwan Bae, 2B/OF
- 14Lonnie White Jr., OF
- 15Hunter Barco, LHP
- 16Malcom Nuñez, 1B
- 17Matt Gorski, OF
- 18Jared Triolo, 3B
- 19Dariel Lopez, 3B/SS
- 20Kyle Nicolas, RHP
- 21Michael Kennedy, LHP
- 22Travis Swaggerty, OF
- 23Matt Fraizer, OF
- 24Hudson Head, OF
- 25Carmen Mlodzinski, RHP
- 26Jun-Seok Shim, RHP
- 27Shalin Polanco, OF
- 28Canaan Smith-Njigba, OF
- 29Yordany De Los Santos, SS
- 30Teung-Che Cheng, SS

Baseball America

- 1Endy Rodriguez, C
- 2Termarr Johnson, 2B
- 3Henry Davis, C
- 4Luis Ortiz, RHP
- 5Quinn Priester, RHP
- 6Bubba Chandler, RHP
- 7Liover Peguero, SS
- 8Nick Gonzales, 2B
- 9Mike Burrows, RHP
- 10Thomas Harrington, RHP
- 11Jared Jones, RHP
- 12Ji-Hwan Bae, 2B/OF
- 13Anthony Solometo, LHP
- 14Kyle Nicolas, RHP
- 15Jared Triolo, 3B
- 16Matt Gorski, OF
- 17Hunter Barco, LHP
- 18Jun-Seok Shim
- 19Michael Kennedy, LHP
- 20Canaan Smith-Njigba, OF
- 21Malcom Nuñez, 1B
- 22Carmen Mlodzinski, RHP
- 23Cody Bolton, RHP
- 24Dariel Lopez, 3B
- 25Tsung-Che Cheng, SS
- 26Colin Selby, RHP
- 27Rodolfo Nolasco, OF
- 28Axiel Plaz, C
- 29Lonnie White Jr., OF
- 30Andres Alvarez, 3B/2B

AMONG BASEBALL'S TOP PROSPECTS

MLBPipeline.com Top 100

- 26Termarr Johnson
- 55Endy Rodriguez
- 57Henry Davis
- 60Quinn Priester

Baseball America Top 100

- 22Endy Rodriguez, C
- 49Termarr Johnson, 2B
- 73Henry Davis, C
- 74Luis Ortiz, RHP

MLBPipeline.com Top 10 by Position

- 1, 2BTermarr Johnson
- 8, 2BNick Gonzales
- 6, CEndy Rodriguez
- 7, CHenry Davis

Baseball America Top 10 by Position

- 3, CEndy Rodriguez
- 8, CHenry Davis
- 1, 2BTermarr Johnson
- 9, 2BNick Gonzales

BASEBALL AMERICA'S PIRATES' BEST TOOLS

- Best Hitter for AverageJared Triolo
- Best Power HitterMatt Gorski
- Best Strike-Zone DisciplineLolo Sanchez
- Fastest BaserunnerJi-Hwan Bae
- Best AthleteBubba Chandler
- Best FastballBubba Chandler
- Best CurveballQuinn Priester
- Best SliderColin Selby

- Best ChangeupRicky DeVito
- Best ControlNick Dombkowski
- Best Defensive CatcherWyatt Hendrie
- Best Defensive InfielderJared Triolo
- Best Infield ArmJack Brannigan
- Best Defensive OutfielderTravis Swaggerty
- Best Outfield ArmTravis Swaggerty

NO. 1 PIRATES PROSPECTS TO PLAY FOR THE CURVE

A complete list of Pirates prospects with the No. 1 pre-season ranking by *Baseball America* that have played for the Curve. Year(s) reflect the season or seasons of their top ranking only. (*Tyler Glasnow made two starts on MLB Rehab in 2016)

PLAYER	YEAR(S)	GAMES PLAYED	PLAYER	YEAR(S)	GAMES PLAYED
J.R. House, C	2001-02	142	Gerrit Cole, RHP	2012	12
John Van Benschoten, RHP	2003	17	Tyler Glasnow, RHP	2015-16*	14
Neil Walker, 2B	2006	10	Mitch Keller, RHP	2018	14
Andrew McCutchen, OF	2007	118			
Pedro Alvarez, 3B	2009	60			

PIRATES MILB PLAYERS OF THE YEAR

Since 2000, the Pirates have been honoring a minor league player and pitcher with a yearly award. They are recognized for their achievement during a September pregame ceremony at PNC Park in Pittsburgh and a plaque hangs on the wall in the Woody Huyke clubhouse in Bradenton showing each winner.

YEAR BOB FRIEND PITCHER OF THE YEAR

2000	Wilson Guzman
2001	Sean Burnett
2002	Sean Burnett
2003	Ian Snell
2004	Zach Duke
2005	Paul Maholm
2006	Tom Gorzelanny
2007	John Van Benschoten
2008	Jeff Sues
2009	Rudy Owens
2010	Rudy Owens
2011	Kyle McPherson
2012	Jeff Locke
2013	Tyler Glasnow
2014	Tyler Glasnow
2015	Yeudy Garcia
2016	Mitch Keller
2017	Steven Brault
2018	J.T. Brubaker
2019	James Marvel
2021	Adrian Florencio
2022	Quinn Priester

YEAR HONUS WAGNER PLAYER OF THE YEAR

2000	J.R. House
2001	Humberto Cota
2002	Walter Young
2003	Chris Shelton
2004	Brad Eldred
2005	Jose Bautista
2006	Andrew McCutchen
2007	Steve Pearce
2008	Jim Negrych
2009	Pedro Alvarez
2010	Alex Presley
2011	Robbie Grossman
2012	Gregory Polanco
2013	Andrew Lambo
2014	Josh Bell
2015	Max Moroff
2016	Josh Bell
2017	Jordan Luplow
2018	Ke'Bryan Hayes
2019	Mason Martin
2021	Matt Fraizer
2022	Endy Rodriguez

bold - played in Altoona that season

BATTING AVERAGE (Min. 300 PA)

Endy Rodriguez	GBO/ALT/IND	.323
Jacob Gonzalez	BDT/GBO	.305
Ji-Hwan Bae	IND	.289
Dariel Lopez	GBO	.286
Blake Sabol	ALT/IND	.284



ERA (Min. 90.0 IP)

Quinn Priester	BRD/GBO/ALT/IND	3.29
Nick Garcia	GBO	3.66
Joelvis Del Rosario	BDT	3.68
Kyle Nicolas	ALT	3.97
Mike Burrows	ALT/IND	4.01

HOME RUNS

Aaron Shackelford	ALT/IND	26
Endy Rodriguez	GBO/ALT/IND	25
Matt Gorski	BRD/GBO/ALT/IND	24
Andres Alvarez	ALT	20
3 others tied at		19



WINS

Domingo Gonzalez	GBO/ALT	9
Noe Toribio	ALT/IND	8
4 others tied at		7

RBI

Endy Rodriguez	GBO/ALT/IND	95
Aaron Shackelford	ALT/IND	79
Blake Sabol	ALT/IND	75
Jase Bowen	BDT/GBO	74
Mason Martin	IND	74



SAVES

Tyler Samaniego	GBO/ALT	14
Cameron Junker	GBO/ALT	12
Eric Hanhold	IND	10
Colin Selby	ALT/IND	8
Yunior Thibo	BDT	7

STOLEN BASES

Tsung-Che Cheng	BDT	33
Ji-Hwan Bae	IND	30
Sergio Campana	BDT	29
Liover Peguero	ALT	28
2 others tied at		25



STRIKEOUTS

Jared Jones	GBO	142
Luis Ortiz	ALT/IND	138
Oswaldo Bido	IND	122
Justin Meis	BDT/GBO	116
2 others tied at		111

FUTURES GAME PARTICIPANTS

The Curve have sent at 21 players to the MLB All-Star Futures Game in game's 24-year history. A complete list is below.

1999 (Boston)	Yamid Haad, C	2010 (Los Angeles, AL)	Gorkys Hernandez, OF
2000 (Atlanta)	None		Bryan Morris, RHP
2001 (Seattle)	J.R. House, C	2011 (Arizona)	Starling Marte, OF
2002 (Milwaukee)	Tony Alvarez, OF	2012 (Kansas City)	Gerrit Cole, RHP
2003 (Chicago, AL)	Jose Castillo, 2B	2013 (New York, NL)	Gregory Polanco, OF
	John Van Benschoten, RHP	2014 (Minnesota)	None
2004 (Houston)	Bryan Bullington, RHP	2015 (Cincinnati)	Josh Bell, 1B
	Jorge Cortes, OF	2016 (San Diego)	Dovydas Neverauskas, RHP
2005 (Detroit)	Jose Bautista, 3B	2017 (Miami)	None
	Paul Maholm, LHP	2018 (DC)	Ke'Bryan Hayes, 3B
2006 (Pittsburgh)	None	2019 (Cleveland)	None
2007 (San Francisco)	Steven Pearce, 1B	2021 (Colorado)	Roansy Contreras, RHP*
2008 (New York, NL)	None	2022 (Los Angeles)	Henry Davis, C*
2009 (St. Louis)	Pedro Alvarez, 3B		


* - Denotes player did not participate due to injury



Listed below are all of the Pittsburgh Pirates draft picks from the 2022 amateur draft. **Bold** indicates a signed player. This year's MLB Draft will be held in Seattle in July and the Pirates will have the first overall pick in the first round for the sixth time in franchise history. The Pirates selected Henry Davis first overall in 2021.




Termarr Johnson




Thomas Harrington



Hunter Barco



Jack Brannigan



Michael Kennedy

Round	Pick	Player	School	Pos.	B/T	DOB
1	4	Termarr Johnson	Mays HS (GA)	SS	L/R	6/11/04
CB-A	36	Thomas Harrington	Campbell University	RHP	R/R	7/12/01
2	44	Hunter Barco	Florida	LHP	L/L	12/15/00
3	83	Jack Brannigan	Notre Dame	RHP/3B	R/R	3/11/01
4	110	Michael Kennedy	Troy HS (NY)	LHP	L/L	11/30/04
5	140	Tres Gonzalez	Georgia Tech	OF	L/L	10/4/00
6	170	Derek Diamond	Ole Miss	RHP	R/R	1/4/01
7	200	J.P. Massey	Minnesota	RHP	R/R	4/1/00
8	230	Cy Nielson	BYU	LHP	R/L	2/25/01
9	260	Mike Walsh	Yale	RHP	R/R	1/17/01
10	290	Tanner Tredaway	Oklahoma	OF	R/R	8/24/99
11	320	Dominic Perachi	Salve Regina U (RI)	LHP	L/L	2/27/01
12	350	K.C. Hunt	Mississippi State	RHP	L/R	7/14/00
13	380	Miguel Fulgencio	Cowley County CC (KS)	LHP	L/L	1/22/99
14	410	Julian Bosnic	South Carolina	LHP	L/L	12/28/99
15	440	Josiah Sightler	South Carolina	1B	L/L	10/19/99
16	470	Nick Cimillo	Rutgers	C	R/R	2/23/00
17	500	Jaycob Deese	Houston	RHP	R/R	5/30/00
18	530	Elijah Birdsong	Pacific (CA)	RHP	R/R	10/11/99
19	560	Yoel Tejeda	North Broward Prep HS (FL)	RHP	S/R	7/8/23
20	590	Joshua Loeschorn	Long Island University	RHP	L/R	3/10/00



The Pittsburgh Pirates invited the Indianapolis Indians (Triple-A East), the Curve (Double-A Northeast), the Greensboro Grasshoppers (High-A East) and the Bradenton Maudauders (Low-A South) to serve as their four affiliates under 10-Year Player Development Licenses created by Major League Baseball beginning with the 2021 season.



GENERAL INFORMATION



YEARLY ATTENDANCE TOTALS

YEAR	OPENINGS	TOTAL ATTENDANCE	AVG. ATTENDANCE
1999	69	323,932	4,695
2000	66	333,968	5,060
2001	68	348,316	5,122
2002	69	363,871	5,273
2003	65	365,376	5,621
2004	66	394,062	5,970
2005	71	390,239	5,496
2006	66	365,407	5,536
2007	67	356,339	5,318
2008	67	346,973	5,179
2009	64	275,945	4,311
2010	69	286,321	4,150
2011	68	285,906	4,205
2012	63	270,613	4,295
2013	68	286,227	4,209
2014	67	275,823	4,416
2015	70	302,761	4,325
2016	66	272,640	4,131
2017	67	294,486	4,395
2018	65	297,118	4,571
2019	67	308,464	4,604
2020	0	-No Season Due to COVID-19-	0
2021	53	213,686	4,032
2022	66	285,777	4,330
TOTALS	1,527	7,244,250	4,745

NOTE: Figures do not include the 7,346 fans the Curve drew for their May 15, 2000 exhibition vs. Pittsburgh, the 9,308 who attended the 2006 E.L. All-Star Game, the franchise-record 10,116 who attended the Pirates-Curve Exhibition on March 30, 2013, the 6,055 who attended the 2014 E.L. All-Star Game or the 86,298 fans who attended the Curve's 22 E.L. playoff games at Peoples Natural Gas Field from 2003-06, 2010, and 2015-18.

2022 EASTERN LEAGUE ATTENDANCE (by average)

TEAM	BALLPARK	CAPACITY	TOTAL	OPENINGS	AVERAGE
Richmond Flying Squirrels	The Diamond	9,560	406,560	66	6,160
Hartford Yard Goats	Dunkin Donuts Park	6,056	402,123	67	6,002
Portland Sea Dogs	Hadlock Field	7,368	379,100	66	5,744
Reading Fightin Phils	First Energy Stadium	9,000	368,068	66	5,577
Somerset Patriots	TD Bank Ballpark	6,100	351,142	67	5,241
New Hampshire Fisher Cats	Delta Dental Stadium	6,500	282,514	65	4,346
Altoona Curve	Peoples Natural Gas Field	7,210	285,777	66	4,330
Akron RubberDucks	Canal Park	7,630	253,735	65	3,904
Harrisburg Senators	FNB Field	6,187	244,433	68	3,595
Bowie Baysox	Prince Georges Stadium	10,000	174,537	65	2,685
Erie SeaWolves	UPMC Park	6,000	175,810	66	2,664
Binghamton Rumble Ponies	Mirabito Stadium	6,012	146,679	62	2,366

CURVE ALL-TIME MONTHLY ATTENDANCE

MONTH	TOTAL	OPENINGS	AVERAGE
April	820,003	231	3,550
May	1,377,870	316	4,360
June	1,398,461	290	4,822
July	1,608,229	315	5,105
Aug/Sept	2,039,687	379	5,382
TOTAL	7,244,250	1,527	4,745

CURVE ALL-TIME DAILY ATTENDANCE

DAY	TOTAL	OPENINGS	AVERAGE
Monday	635,980	167	3,808
Tuesday	881,484	216	4,081
Wednesday	914,038	215	4,251
Thursday	939,077	211	4,451
Friday	1,202,434	238	5,052
Saturday	1,437,893	246	5,845
Sunday	1,233,344	234	5,271
TOTAL	7,244,250	1,527	4,745

TOP 10 REGULAR SEASON CROWDS AT PEOPLES NATURAL GAS FIELD

RANK	TOTAL	DATE/OPPONENT	RESULT
1	9,255	8/10/03 vs. Harrisburg (DH)	L, 4-2 / W, 4-3
2	9,163	7/4/04 vs. Harrisburg	W, 2-0 (7)
3	9,137	7/4/03 vs. Erie	W, 11-5
4	9,017	8/18/06 vs. Harrisburg	W, 13-1
5	8,979	8/22/04 vs. Bowie	W, 12-0
6	8,845	7/4/14 vs. Harrisburg	W, 7-4
7	8,836	8/5/06 vs. New Britain	L, 3-2
8	8,814	7/1/06 vs. Akron	L, 7-0
9	8,806	7/4/19 vs. Erie	W, 6-5 (10)
10	8,796	7/4/17 vs. Binghamton	W, 6-0

TOP SERIES ATTENDANCE

TOP 3-DATE SERIES

Total	Dates	Opponent
24,513	August 18-20, 2006	Harrisburg
24,268	August 17-19, 2007	Erie
23,411	August 6-8, 2004	Harrisburg
23,009	August 4-6, 2006	New Britain

TOP 4-DATE SERIES

Total	Dates	Opponent
30,914	August 19-22, 2004	Bowie
29,748	July 15-18, 2004	Reading
29,309	June 30-July 3, 2006	Akron
28,754	July 11-14, 2006	Akron

TOP 6-DATE HOMESTANDS

Total	Dates	Opponent
41,390	August 18-23, 2006	HBG/BOW
39,380	August 5-10, 2005	AKR/BOW
39,032	June 28-July 3, 2006	BOW/AKR
38,795	August 19-24, 2008	POR/NHM
38,259	May 25-30, 2004	REA/NBR

TOP 7-DATE HOMESTANDS

Total	Dates	Opponent
44,488	July 15-21, 2004	REA/ERIE
42,713	Aug. 25-Sept. 1, 2003	REA/ERIE
41,083	July 22-28, 2005	HBG/BIN
41,030	June 20-26, 2005	BOW/NBR
40,676	June 16-22, 2003	TRN/HBG

PEOPLES NATURAL GAS FIELD SEATING BREAKDOWN

Toyota Diamond Club (100 Level)	1,644
Terrace Level (200 Level)	1,204
Grandstand Level (300 Level)	2,666
UPMC Health Plan OF Reserved (500 Level)	800
Stuckey Automotive Third-Base Picnic Pavilion	350
"Rail Kings" (on Party Deck)	40
Skybox Seating	432
Weis First Base Bleachers	400
Total Seating Capacity	7,536

NOTE: From 1999-02 total seating capacity at Peoples Natural Gas Field was listed at 6,176. Prior to the 2003 season an additional 1,034 seats were created with the construction of the new left-field reserved bleacher section, the third-base picnic pavilion and the left-field Party Deck. The total capacity of 7,210 stood through the 2021 season.

MLB ALL-STAR ALUMNI

Every MLB All-Star to play for the Curve is listed below
 (* = MLB experience before playing for Altoona)

PLAYER	#	ALL-STAR SEASONS
Pedro Alvarez	1	2013 (PIT)
Bronson Arroyo	1	2006 (CIN)
Jose Bautista	6	2010-15 (TOR)
Josh Bell	1	2019 (PIT)
Matt Capps	1	2010 (WAS)
Sean Casey*	3	1999, '01, '04 (CIN)
Gerrit Cole	5	'15 (PIT), '18-19 (HOU), '21-22 (NYY)
Jose Contreras*	1	2006 (CWS)
Zach Duke	1	2009 (PIT)
Adam Fraizer	1	2021 (PIT)
Josh Harrison	2	2014, '17 (PIT)
Clay Holmes	1	2022 (NYY)
Clayton Kershaw	1	2015 (BOS)
Francisco Liriano*	1	2006 (MIN)

PLAYER	#	ALL-STAR SEASONS
Jeff Locke	1	2013 (PIT)
Starling Marte	2	'16 (PIT), '22 (NYM)
Nate McLouth	1	2008 (PIT)
Andrew McCutchen	5	2011-15 (PIT)
Austin Meadows	1	2019 (TB)
Evan Meek*	1	2010 (PIT)
Charlie Morton*	2	2018 (HOU), 2019 (TB)
Terry Mulholland*	1	1993 (PHI)
Bryan Reynolds	1	2021 (PIT)
Jason Schmidt*	3	2003-04, '06 (SF)
Ryan Vogelsong*	1	2011 (SF)
Tony Watson	1	2014 (PIT)
Jack Wilson	1	2004 (PIT)



“A minor league ballpark is one thing. An amusement park is another. But tucked in the Allegheny Mountains is a place where there’s really no difference.”

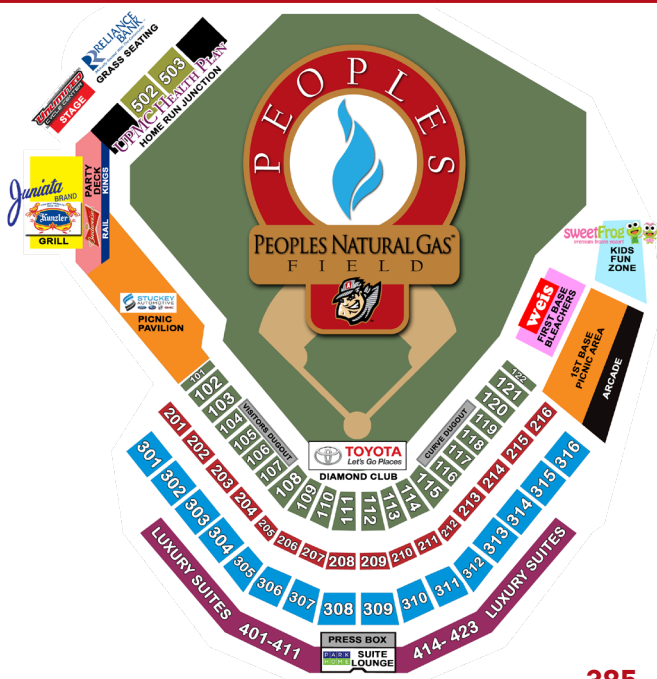
-- USA Today, August 8, 2002

Opened on April 15, 1999, **Peoples Natural Gas Field** is widely considered by fans, players, baseball executives and media as one of the finest minor league baseball facilities in America. Located just off Interstate 99 in Altoona, the ballpark features a beautiful brick exterior and the design is modeled after a railroad roundhouse to tie in the industry which helped found the city of Altoona and is still very much present to this day. The inside of Peoples Natural Gas Field features more than 7,200 fixed seats between two levels. The double-deck layout of the seating section allows for expansive lower and upper concourses, giving fans plenty of space to walk around the ballpark without having to fight through a stationary crowd of people. The “Skyliner” roller coaster from neighboring Lakemont Park and the scenic Allegheny Mountains add to the overall beauty of Peoples Natural Gas Field.

FACTS AND FIGURES

Groundbreaking	March 7, 1998
Opened	April 15, 1999
Architects.....	L.D. Astorino Companies, Pittsburgh, PA
Construction	Ralph J. Albarano and Sons, Duncansville, PA
Cubic Feet of Concrete	270,000
Number of Bricks.....	69,000
Width of Lower Concourse Area.....	80 feet
Home Clubhouse (Sq. Feet).....	2,200
Visiting Clubhouse (Sq. Feet)	1,400
Indoor Batting Cage (Sq. Feet)	5,000
Dugouts	9' x 60'
Skybox Level Height (from field level)	70 feet
Highest Point of Ballpark (from field level)	80 feet
Height of Light Poles (from field level).....	125 feet
Seating Capacity.....	7,536
Luxury Skyboxes.....	21
Party Deck	Left field
Stuckey Automotive Picnic Pavilion.....	Third base
Weis First Base Bleachers	Right-field Line
UPMC Health Plan Home Run Junction (OF Reserved Bleachers)	Left field

PNG FIELD SEATING CHART



Ticket Prices

Scan the QR code below for all of the latest ticket pricing, promotions, and more at PNG Field for the 2023 season!



Military, Seniors (65 & over) and children (12 & under) receive a \$1.00 discount on all seating. When all ballpark seats are sold out, GA/Standing Room tickets become available for all non-numbered sections. Ticket prices are subject to change based on the event.

BALLPARK DIMENSIONS

LF	325'
LCF	385'
CF	405'
RCF	375'
RF, Deep Corner	385'
RF	325'

Height of Outfield Wall

Fence Height (LF Corner)	16'
LF Fence Height (in front of OF Bleachers) ...	5'
OF Fence Height	8'
CF Fence Height	16'

PNG FIELD GROUND RULES

- Backstop Area:** Everything behind the plate is live.
The cables holding the net behind home plate are dead.
- Dugout Areas:** A player may lean over the dugout railing to make a catch but may not step down onto the dugout step.
Anything in the photo wells at the end of the dugouts is dead. The runners will advance at the umpire's discretion.
- Outfield Area:** Anything over the yellow line on the outfield fence or the batter's eye is a home run.
The tarp may be leaned on but a player may not elevate himself onto the tarp.
Everything in the bullpen is live unless the ball gets lodged. In this case, the player should raise his hands.
- Left Field:** Any ball that hits the top of the fence and bounces over is a home run. Any ball that hits the tall wall below the yellow line and bounces into the bleachers results in a ground-rule double.

PNG FIELD WORKOUT SCHEDULES

(SUBJECT TO CHANGE)

6 P.M. GAMES

Curve BP	3:15-4:15 p.m.	Curve BP	1:15-2:15 p.m.	Curve BP	10:15 a.m.-11:15 a.m.
Visitors' BP	4:15-5:15 p.m.	Visitors' BP	2:15-3:15 p.m.	Visitors' BP	11:15-12:15 p.m.
Grounds Crew	5:15-6:00 p.m.	Grounds Crew	3:15-4:00 p.m.	Grounds Crew	12:15-1:00 p.m.

11 A.M. GAMES


Curve BP	8:15-9:15 a.m.	Curve BP	9:15-10:15 a.m.
Visitors' BP	9:15-10:15 a.m.	Visitors' BP	10:15-11:05 a.m.
Grounds Crew	10:15-11:00 a.m.	Grounds Crew	11:05-12:05 p.m.

4 P.M. GAMES

1 P.M. GAMES

12:05 P.M. GAMES

Curve BP	9:15-10:15 a.m.
Visitors' BP	10:15-11:05 a.m.
Grounds Crew	11:05-12:05 p.m.





From PITTSBURGH and Points West: Take I-76/I-376 East to U.S. 22 East. Drive on 22 East for approximately 80 miles. Merge onto I-99/US-220 North approximately six miles from Altoona. Stay on I-99 North and take the Frankstown Road exit (Exit #32). Go straight at the light at the top of the ramp (crossing over Frankstown Road). The ballpark is on the right.

From STATE COLLEGE and Points North: Take U.S. 322 West to I-99/U.S. 220 South. Take Frankstown Road exit (Exit #32). At the top of the ramp, turn right at the light onto Frankstown Road. Take a right at the next light onto Park Avenue. Ballpark is on the right.

From BEDFORD, PA./CUMBERLAND, Md. and Points South: Take I-99/U.S. 220 North toward Altoona. Take the Frankstown Road exit (Exit #32). Go straight at the light at the top of the ramp (crossing over Frankstown Road). The ballpark is on the right.

From HARRISBURG/PHILADELPHIA and Points East: Take Pennsylvania Turnpike West to Bedford exit. Following the toll booths, take a left at the light. Follow signs and get on I-99/U.S. 220 North. Take Frankstown Road exit (Exit #32). Go straight at the light at the top of the ramp (crossing over Frankstown Road). The ballpark is on the right.

From I-80 Traveling East: Take the Philipsburg/Woodland Exit to U.S. 322 East. After about 25 miles, take U.S. 220 South. 220 South merges with I-99 South. Drive on I-99 South for approximately 20 miles. Take the Frankstown Road exit (Exit #32). Turn right at the exit, the ballpark will be to your right.

From I-80 Traveling West: Take the Altoona/Milesburg exit and bear onto U.S. 220 South. After approximately 30 miles merge onto I-99 South. Drive on I-99 South for approximately 20 miles. Take the Frankstown Road exit (Exit #32). Turn right at the exit, the ballpark will be to your right.

VISITING TEAM HOTEL | GYM INFORMATION



OFFICIAL VISITING HOTEL IN ALTOONA

Microtel Inn & Suites
1601 Valley View Boulevard
Altoona, PA 16602
Phone: (814) 946-1400



UMPIRES HOTEL IN ALTOONA

Quality Inn & Suites
3306 Pleasant Valley Boulevard
Altoona, PA 16602
Phone: (814) 944-9661



VISITING CLUB WORKOUT FACILITIES

The Summit Tennis & Athletic Club
2900 Plank Road, Suite 1
Altoona, PA 16601
PH: (814) 946-1668



Gorilla House Gym
3200 Fairway Drive
Altoona, PA 16602
PH: (814) 944-9412

IMPORTANT NUMBERS

Peoples Natural Gas Field

Main Phone: (814) 943-5400

Toll-free: 1-877-99-CURVE

Main Fax: (814) 943-9050

Press Fax: (814) 283-3181

Press Phone: (814) 283-3172

Who to Contact

Jon Mozes

Director of Communications & Broadcasting

PH: (814) 283-3180

Cell: (215) 206-6260

Email: JMozes@altoonacurve.com

Preston Shoemaker

Assistant Director, Communications & Broadcasting

PH: (814) 283-3180

Cell: (814) 515-7002

Email: PShoemaker@altoonacurve.com

Best Time to Contact in Person

NIGHT GAME: Before 1:00 p.m.

DAY GAME: Before 10:00 a.m.

MORNING GAME: Day before

SEASON CREDENTIALS: Season credentials for the 2023 season will only be issued to legitimate news gathering organizations and individuals that cover the Curve **on a daily basis**. The Curve will contact media outlets on an individual basis regarding season-long credentials. Other media organizations that would like to request a season credential can do so by sending that request on company letterhead as an email attachment to JMozes@altoonacurve.com or via phone (814-283-3180).

DAILY CREDENTIALS: Daily credentials will be issued to those individuals or organizations who do not qualify for season credentials, including freelance writers and weekly and monthly publications. Daily credentials will also be issued to radio and TV stations when the need arises for extra pre/postgame personnel and to newspaper reporters providing extra coverage. **The Curve Media Relations Department should be notified at least 24 hours in advance of the game in which daily credentials are being requested.** Requests should be emailed or communicated by phone. Once approved, the credentials can be picked up at the Media/Handicap Gate.

CREDENTIAL PICKUPS: Season Credentials can be picked up on Opening Day, Thursday, April 6. Media can make other arrangements with the Curve Media Relations Department to pick up credentials after that date. Daily credentials will only be available for pickup on the day they are issued at the Media/Handicap Gate.

MEDIA ENTRANCE TO PEOPLES NATURAL GAS FIELD: Media picking up daily credentials should pick up their credential from the VIP Ticket Windows located beneath the Big Blue Flame on the front of Peoples Natural Gas Field. Media may enter through the VIP Ticket Gate or the Media/Handicap gate located at the top of the stairs halfway between the Front Office and the Upper Ticket Plaza on the third base side of the ballpark.

OTHER ACCEPTABLE CREDENTIALS: The Curve will also honor credentials from the Pittsburgh Pirates, National and American Leagues, the Baseball Writers Association of America and Minor League Baseball.

PRESS BOX SPACE: Though Peoples Natural Gas Field's press box is spacious, the Curve still give preferred seating to those media outlets that cover the club most frequently. If your media organization has special space requirements, please contact the Curve Media Relations Department at least 24 hours prior to those dates.

PHOTO WELLS: Photo wells are located at the end of both dugouts. Photographers are welcome to use this space throughout the course of the game. Photographers are not permitted in the actual dugout area or on the field once the game begins. Please wait until the end of the inning to move to and from these areas.

PARKING: Media members holding season credentials are permitted to park their vehicles in the VIP parking lot by presenting their credentials to the attendant. Please be aware that parking is available on a first-come, first-serve basis. Those holding daily credentials that need to be picked up at the Media/Handicap gate will have their name placed on a VIP parking list, as long as they give at least 24 hours notice.

INTERVIEW POLICY: The Curve Media Relations Department will be glad to assist members of the media in procuring interviews with Curve players and coaching staff members. Media members wishing to do an off-site interview or a feature story should contact the Curve at least 48 hours in advance to the scheduled interview time. The media is asked to be respectful of the players' pregame schedule when requesting an interview with a player. **No one will be permitted to interview starting pitchers on the day of their start.**

CLUBHOUSE POLICIES AND FIELD ACCESS: In accordance with the regulations designated by the Pittsburgh Pirates and Major League Baseball, both clubhouses will open to credentialed media from 3.5 hours prior to game time until 60 minutes before game time. Following the game, the clubhouses will be closed for a period of 10 minutes to allow the team ample time to return to the clubhouse. The clubhouse areas are also closed when the teams are on the field, unless previously approved by the Curve Media Relations Department. **Clubhouses are also closed between games of a doubleheader.**

FIELD ACCESS: Credentialed media are permitted access to the field and dugout areas, but are not permitted to cross the foul lines, particularly when the team is taking batting practice. Media must leave the field and dugout areas no later than 30 minutes prior to game time.

LIVE VIDEO: Live video must be shot from a minimum of 12 feet away from the bullpen at PNG Field. Live video cannot exceed more than five minutes at a time during batting practice and must be taken from the seating bowl. Live video is not permitted inside the Curve clubhouse at any time. Live social media interviews will not be permitted at any time.



CURVE RADIO NETWORK TALKRADIO 98.5 WRTA

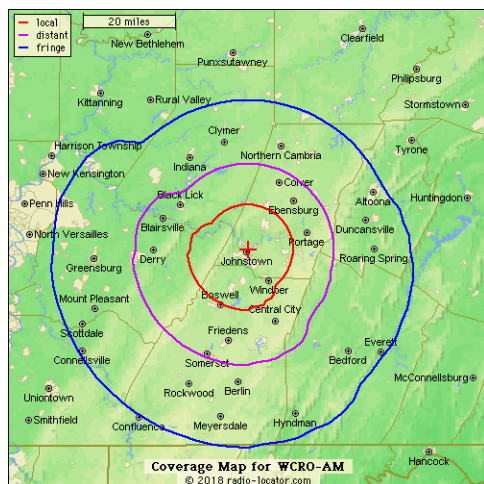
Continuing a successful partnership, the Curve will be heard all season long on the Flagship home of the Curve Radio Network on Talk Radio 98.5 FM and 1240 AM WRTA. The multi-year agreement runs through the 2025 season.

The Curve and Lightner Communications continue their relationship this year with all 138 regular-season games airing on Talk Radio 98.5 FM and 1240 AM WRTA in the Altoona area. Lightner Communications will stream all games live on WRTA.com. 1230 AM WCRO in Johnstown has joined as a network affiliate for the 2023 season.

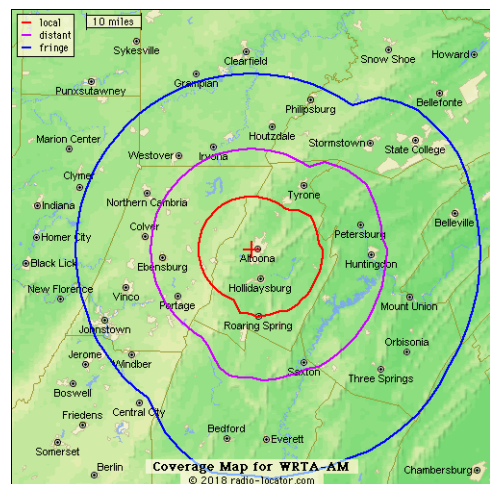
The Curve and Lightner Communications will also continue their cross-promotional and marketing relationships from past seasons in 2023. Popular on-air personalities from the Lightner Communications family of stations (Q94, Mix 94.7, Talk Radio WRTA, JACK-FM, Classic Hits 96.1, Easy Favorites WTRN) will be on hand throughout the season at Peoples Natural Gas Field for remote broadcasts and to take part in contests and in-game events.

All 138 games will be available to out-of-market listeners via AltoonaCurve.com and on mobile devices (iPhone/Android) with the MiLB First Pitch app. Curve fans can also watch all games with a paid annual subscription to MiLB.TV. Visit MiLB.TV for more information on annual subscriptions.

Pregame coverage of each game begins 15 minutes prior to first pitch with a postgame show following the final out.



Coverage map for 1230 AM WCRO
Map courtesy of radio-locator.com



Coverage map for 1240 AM WRTA
Map courtesy of radio-locator.com

GENERAL INFORMATION

JON MOZES • THIRD SEASON

@spelledwithaz



Jon Mozes is in his 11th season calling professional baseball and third with the Curve after spending six seasons as a member of the broadcast team for the Trenton Thunder (Double-A, NYY).

Mozes served as the lead voice for the 2018 Eastern League All-Star Classic and was on the call when the Thunder secured their fourth Eastern League Championship in franchise history in 2019. In addition to his role in the broadcast booth, Jon took a leadership role in the development of the Thunder's marketing and promotional plans, overseeing all team communications and was a member of the team's corporate sales department.

Prior to joining the Thunder, Mozes was a radio voice for professional baseball teams in Abilene, TX and Gary, IN after graduating from the University of New Haven in 2012 with a degree in Sport Management and a minor in Communications.

Off the diamond, Mozes is the voice of Princeton University Women's Basketball and was on the call as the Tigers secured NCAA Tournament victories in the 2021 and 2022 seasons. He is also a radio and ESPN+ broadcast talent for Temple University, the University of Delaware and Rider University.

Mozes was raised and currently resides in Philadelphia, PA.

PRESTON SHOEMAKER • THIRD SEASON

@Prestonshoe21



Preston Shoemaker returns to the broadcast booth for a third season after serving as the team's Broadcast and Communications Assistant in 2021 and 2022. The Hollidaysburg native serves as the Assistant Director of Communications.

Shoemaker, who is a 2022 graduate of Penn State University, served as the Sports Director for Penn State's student radio station CommRadio for four years. He has called games for Saint Francis University, Big Ten Network+, Penn State Athletics, and more. Shoemaker has accumulated extensive experience calling Football, Men's and Women's Basketball, Men's and Women's Hockey, Lacrosse, Volleyball, Gymnastics, Baseball, Softball and Soccer.



ALL-TIME CURVE RADIO BROADCAST TEAMS

1999	Rob Egan & Jason Dambach	2012	Mike Passanisi & Tyler Maun
2000	Rob Egan & Jason Dambach	2013	Mike Passanisi & Nate Bowen
2001	Rob Egan & Jason Dambach	2014	Mike Passanisi & Mike Baggerman
2002	Rob Egan & Jason Dambach	2015	Mike Passanisi, Trey Wilson & Nate Bowen
2003	Rob Egan & Jason Dambach	2016	Trey Wilson, Nate Bowen & Fletcher Keel
2004	Rob Egan & Jason Dambach	2017	Trey Wilson, Nate Bowen & Max Gun
2005	Paul Steigerwald & Jason Dambach	2018	Trey Wilson, Nate Bowen & Garrett Mansfield
2006	Jason Dambach, Joe Moore & Paul Steigerwald	2019	Garrett Mansfield & Michael Marcantonini
2007	Jason Dambach, Jon Laaser & Paul Steigerwald	2020	Garrett Mansfield & Justin Gallanty
2008	Jason Dambach & Dan Zangrilli	2021	Jon Mozes & Preston Shoemaker
2009	Ron Potesta & Dan Zangrilli	2022	Jon Mozes & Preston Shoemaker
2010	Dan Zangrilli & Mike Passanisi	2023	Jon Mozes & Preston Shoemaker
2011	Mike Passanisi & Josh Ellis		

NATIONAL TELEVISION

The nation's eyes turned to Blair County Ballpark on April 11, 2010 when Washington Nationals prospect Stephen Strasburg made his professional debut in front of a record crowd at Blair County Ballpark. The game, which was broadcast on ESPN360.com and had live look-ins taken by ESPNEWS, brought a crowd of 7,887 to BCB on Sunday afternoon. It was the largest single-game crowd to take in a Curve game in the month of April in franchise history. The Curve were again featured on national television on September 14, 2010 for Game 1 of the Eastern League Championship Series, when Yankees pitcher Andy Pettitte made a rehab start for the Trenton Thunder at BCP and MLB Network carried live look-ins of the game. Curve second baseman Chase d'Arnaud homered off Pettitte to lead off the bottom of the first, but the Thunder went on to win the game in 10 innings. On June 21, 2015, a game between the Curve and Harrisburg Senators was broadcast live to American Sports Network affiliates around the U.S. as part of their Minor League Baseball Sunday Showcase series. The game was called by Brett Dolan and former big leaguer Brian McRae and featured live interviews in the broadcast booth with Curve owner Bob Lozinak and General Manager Rob Egan. The Curve went on to defeat the Senators, 7-3.

APRIL

SUN	MON	TUE	WED	THU	FRI	SAT
						1 NH 1PM
2	3	4	5	6 NH 6PM	7 NH 6PM	8 NH 1PM
9	10	11 ERI 6:05PM	12 ERI 12:35PM	13 ERI 6:05PM	14 ERI 6:05PM	15 ERI 1:35PM
16 ERI 1:35PM	17 BOW 6PM	18 BOW 6PM	19 BOW 11AM	20 BOW 6PM	21 BOW 6PM	22 BOW 4PM
23 BOW 1PM	24	25 REA 11AM	26 REA 6:45PM	27 REA 6:45PM	28 REA 6:45PM	29 REA 6:45PM
30 REA 3:15PM						

MAY

SUN	MON	TUE	WED	THU	FRI	SAT
						1
		2 RIC 6:35PM	3 RIC 6:35PM	4 RIC 6:35PM	5 RIC 6:35PM	6 RIC 6:05PM
7 RIC 1:35PM	8	9 AKR 6PM	10 AKR 11AM	11 AKR 6PM	12 AKR 6PM	13 AKR 4PM
14 AKR 1PM	15	16 BOW 6:35PM	17 BOW 6:35PM	18 BOW 6:35PM	19 BOW 7:05PM	20 BOW 6:35PM
21 BOW 1:05PM	22	23 HFD 6PM	24 HFD 11AM	25 HFD 6PM	26 HFD 6PM	27 HFD 6PM
28 HFD 6PM	29	30 BNG 6PM	31 BNG 6PM			

JUNE

SUN	MON	TUE	WED	THU	FRI	SAT
						1 BNG 6PM
						2 BNG 6PM
						3 BNG 6PM
4 BNG 1PM	5	6 RIC 6:35PM	7 RIC 6:35PM	8 RIC 6:35PM	9 RIC 6:35PM	10 RIC 6:05PM
11 RIC 1:35PM	12	13 SOM 6:35PM	14 SOM 6:35PM	15 SOM 6:35PM	16 SOM 7:05PM	17 SOM 7:05PM
18 SOM 1:05PM	19	20 BOW 6PM	21 BOW 6PM	22 BOW 6PM	23 BOW 6PM	24 BOW 6PM
25 BOW 6PM	26	27	28 HBG 6:30PM	29 HBG 6:30PM	30 HBG 7PM	

JULY

SUN	MON	TUE	WED	THU	FRI	SAT
						1 HBG 7PM
2 HBG 7PM	3 HBG 1PM	4 ERI 6PM	5 ERI 6PM	6 ERI 6PM	7 ERI 6PM	8 ERI 1PM
9 ERI 1PM	10	11	12	13	14 NH 7:05PM	15 NH 7:05PM
16 NH 1:35PM	17	18 REA 6PM	19 REA 12:05PM	20 REA 6PM	21 REA 6PM	22 REA 6PM
23 REA 6PM	24	25 HBG 6:30PM	26 HBG 12PM	27 HBG 6:30PM	28 HBG 7PM	29 HBG 6PM
30 HBG 1PM	31					

AUGUST

SUN	MON	TUE	WED	THU	FRI	SAT
						1 RIC 6PM
						2 RIC 6PM
						3 RIC 6PM
						4 RIC 6PM
						5 RIC 6PM
6 RIC 1PM	7	8 ERI 6PM	9 ERI 6PM	10 ERI 6PM	11 ERI 6PM	12 ERI 6PM
13 ERI 1PM	14	15 BOW 6:35PM	16 BOW 6:35PM	17 BOW 6:35PM	18 BOW 6:35PM	19 BOW 6:35PM
20 BOW 1:05PM	21	22 AKR 6PM	23 AKR 6PM	24 AKR 6PM	25 AKR 6PM	26 AKR 6PM
27 AKR 1PM	28	29 ERI 6:05PM	30 ERI 6:05PM	31 ERI 6:05PM		

SEPTEMBER

SUN	MON	TUE	WED	THU	FRI	SAT
						1 ERI 6:05PM
						2 ERI 6:05PM
3 ERI 1:35PM	4	5 HBG 6PM	6 HBG 6PM	7 HBG 6PM	8 HBG 6PM	9 HBG 6PM
10 HBG 1PM	11	12 AKR 6:35PM	13 AKR 6:35PM	14 AKR 6:35PM	15 AKR 7:05PM	16 AKR 7:05PM
17 AKR 6:05PM	18	19	20	21	22	23
24	25	26	27	28	29	30

SCHEDULE & TIMES SUBJECT TO CHANGE

EASTERN LEAGUE OPPONENTS

- AKR** - AKRON RUBBERDUCKS
CLEVELAND GUARDIANS
- BNG** - BINGHAMTON RUMBLE PONIES
NEW YORK METS
- BOW** - BOWIE BAYSOX
BALTIMORE ORIOLES
- ERI** - ERIE SEAWOLVES
DETROIT TIGERS
- HBG** - HARRISBURG SENATORS
WASHINGTON NATIONALS
- HFD** - HARTFORD YARD GOATS
COLORADO ROCKIES

- NH** - NEW HAMPSHIRE FISHER CATS
TORONTO BLUE JAYS
- REA** - READING FIGHTIN PHILS
PHILADELPHIA PHILLIES
- RIC** - RICHMOND FLYING SQUIRRELS
SAN FRANCISCO GIANTS
- SOM** - SOMERSET PATRIOTS
NEW YORK YANKEES
- POR** - PORTLAND SEA DOGS
BOSTON RED SOX

HOME

AWAY

FIREWORKS



DAILY VALUE PROMOTIONS



TO VIEW THE FULL 2023 PROMOTIONAL SCHEDULE
VISIT WWW.MILB.COM/ALTOONA/TICKETS/PROMOTIONS



HEAR EVERY PITCH ALL SEASON LONG ON

TALKRADIO 98.5

WRTA 

THE FLAGSHIP RADIO HOME OF THE CURVE



25 SEASONS OF MEMORIES



AltoonaCurveBaseball



@AltoonaCurve



@altoonacurve

ALTOONACURVE.COM

877-99-CURVE